

US 20050009009A1

(19) **United States**

(12) **Patent Application Publication** (10) **Pub. No.: US 2005/0009009 A1**
Peiris et al. (43) **Pub. Date: Jan. 13, 2005**

(54) **DIAGNOSTIC ASSAY FOR THE HUMAN VIRUS CAUSING SEVERE ACUTE RESPIRATORY SYNDROME (SARS)**

(76) Inventors: **Joseph S.M. Peiris**, Hong Kong (CN); **Kwok Yung Yuen**, Hong Kong (CN); **Lit Man Poon**, Hong Kong (CN); **Yi Guan**, Hong Kong (CN); **Kwok Hung Chan**, Hong Kong (CN); **John M. Nicholls**, Hong Kong (CN)

Correspondence Address:
Dickstein Shapiro Morin & Oshinsky LLP
1177 Avenue of the Americas
New York, NY 10036-2714 (US)

(21) Appl. No.: **10/808,187**

(22) Filed: **Mar. 24, 2004**

Related U.S. Application Data

(60) Provisional application No. 60/457,031, filed on Mar. 24, 2003. Provisional application No. 60/457,730, filed on Mar. 26, 2003. Provisional application No. 60/459,931, filed on Apr. 2, 2003. Provisional appli-

cation No. 60/460,357, filed on Apr. 3, 2003. Provisional application No. 60/461,265, filed on Apr. 8, 2003. Provisional application No. 60/462,805, filed on Apr. 14, 2003. Provisional application No. 60/464,886, filed on Apr. 23, 2003. Provisional application No. 60/468,139, filed on May 5, 2003. Provisional application No. 60/471,200, filed on May 16, 2003.

Publication Classification

(51) **Int. Cl.⁷** **C12Q 1/70**; C07H 21/04; C07K 16/08
(52) **U.S. Cl.** **435/5**; 530/388.3; 536/23.72

(57) **ABSTRACT**

The present invention relates to a diagnostic assay for the virus causing Severe Acute Respiratory Syndrome (SARS) in humans ("hSARS virus"). In particular, the invention relates to a real-time quantitative PCR assay for the detection of hSARS virus using reverse transcription and polymerase chain reaction. Specifically, the quantitative assay is a TaqMan® assay using the primers and probes constructed based on the genome of the hSARS virus. The invention further relates to a diagnostic kit that comprises nucleic acid molecules for the detection of the hSARS virus.

```

a cag gac gct gta gct tca aaa atc tta gga ttg cct acg cag act gtt 49
  Gln Asp Ala Val Ala Ser Lys Ile Leu Gly Leu Pro Thr Gln Thr Val
  1           5           10           15
gat tca tca cag ggt tct gaa tat gac tat gtc ata ttc aca caa act 97
Asp Ser Ser Gln Gly Ser Glu Tyr Asp Tyr Val Ile Phe Thr Gln Thr
  20           25           30
act gaa aca gca cac tct tgt aat gtc aac cgc ttc aat gtg gct atc 145
Thr Glu Thr Ala His Ser Cys Asn Val Asn Arg Phe Asn Val Ala Ile
  35           40           45
aca agg gca aaa att ggc att ttg tgc ata atg tct gat aga gat ctt 193
Thr Arg Ala Lys Ile Gly Ile Leu Cys Ile Met Ser Asp Arg Asp Leu
  50           55           60
tat gac aaa ctg caa ttt aca agt cta gaa ata cca cgt cgc aat gtg 241
Tyr Asp Lys Leu Gln Phe Thr Ser Leu Glu Ile Pro Arg Arg Asn Val
  65           70           75           80
gct aca tta caa gca gaa aat gta act gga ctt ttt aag gac tgt agt 289
Ala Thr Leu Gln Ala Glu Asn Val Thr Gly Leu Phe Lys Asp Cys Ser
  85           90           95
aag atc att act ggt ctt cat cct aca cag gca cct aca cac ctc agc 337
Lys Ile Ile Thr Gly Leu His Pro Thr Gln Ala Pro Thr His Leu Ser
  100          105          110
gtt gat ata aaa ttc aag act gaa gga tta tgt gtt gac ata cca ggc 385
Val Asp Ile Lys Phe Lys Thr Glu Gly Leu Cys Val Asp Ile Pro Gly
  115          120          125
ata cca aag gac atg acc tac cgt aga ctc atc tct atg atg ggt ttc 433
Ile Pro Lys Asp Met Thr Tyr Arg Arg Leu Ile Ser Met Met Gly Phe
  130          135          140
aaa atg aat tac caa gtc aat ggt tac cct aat atg ttt atc acc cgc 481
Lys Met Asn Tyr Gln Val Asn Gly Tyr Pro Asn Met Phe Ile Thr Arg
  145          150          155          160
gaa gaa gct att cgt cac gtt cgt gcg tgg att ggc ttt gat gta gag 529
Glu Glu Ala Ile Arg His Val Arg Ala Trp Ile Gly Phe Asp Val Glu
  165          170          175
ggc tgt cat gca act aga gat gct gtg ggt act aac cta cct ctc cag 577
Gly Cys His Ala Thr Arg Asp Ala Val Gly Thr Asn Leu Pro Leu Gln
  180          185          190
cta gga ttt tct aca ggt gtt aac tta gta gct gta ccg act ggt tat 625
Leu Gly Phe Ser Thr Gly Val Asn Leu Val Ala Val Pro Thr Gly Tyr
  195          200          205
gtt gac act gaa aat aac cta 646
Val Asp Thr Glu Asn Asn Leu
  210          215

```

FIG. 1

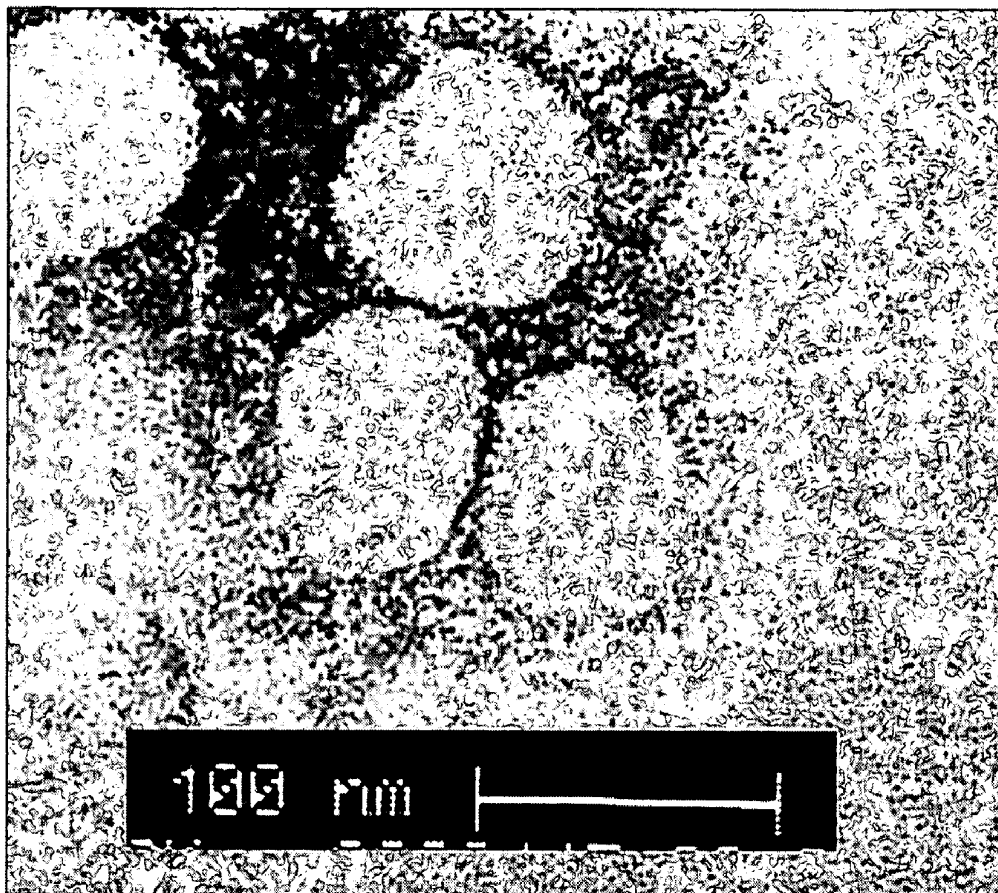


FIG. 2

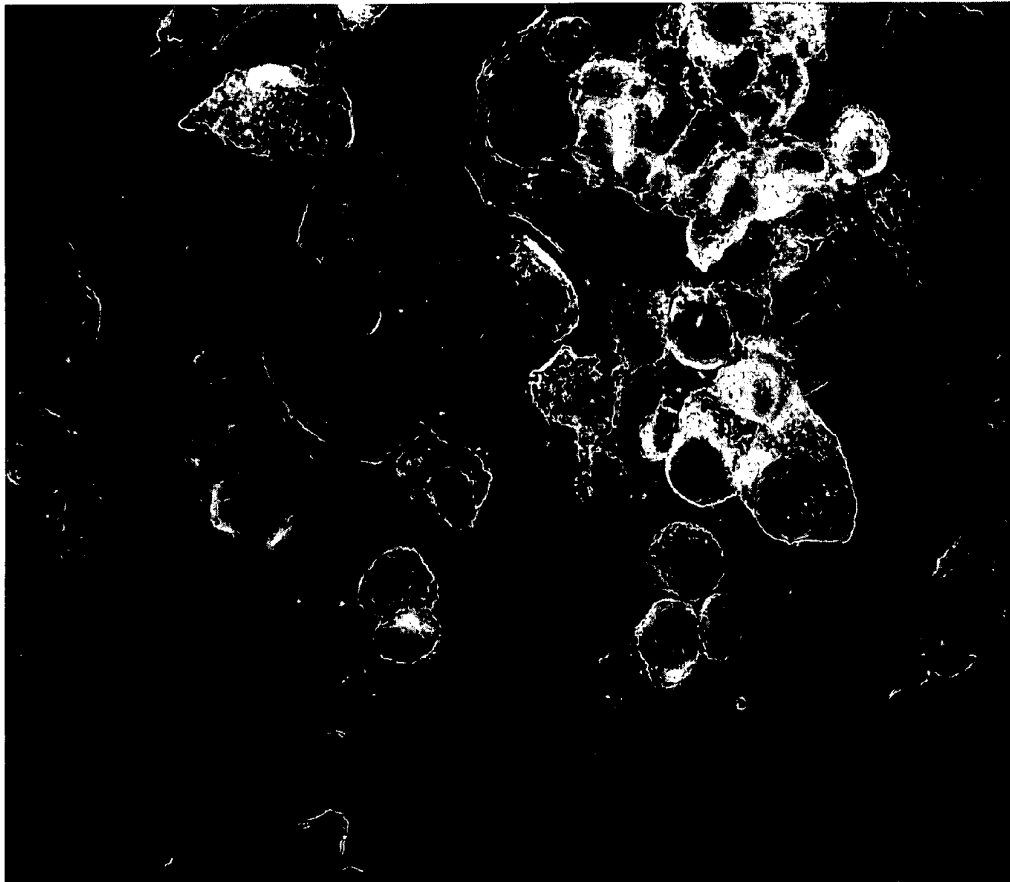


FIG. 3

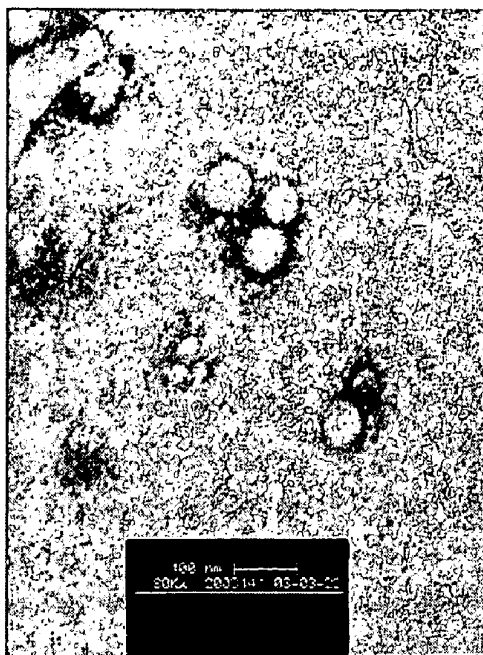


FIG. 4

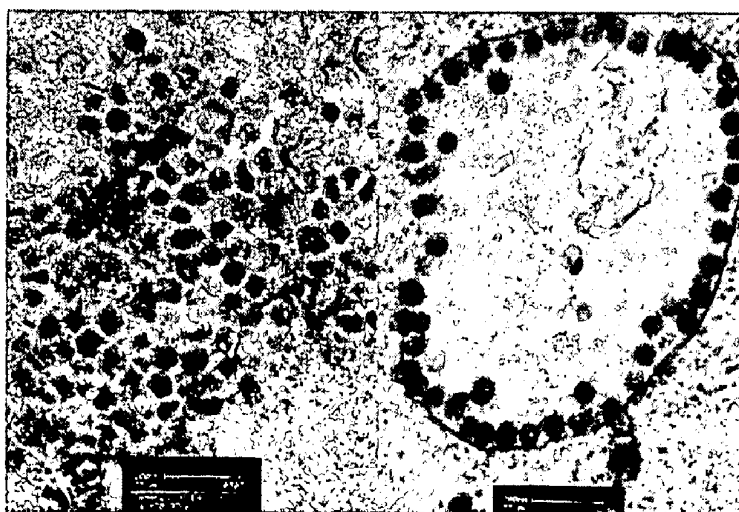


FIG. 5A

FIG. 5B

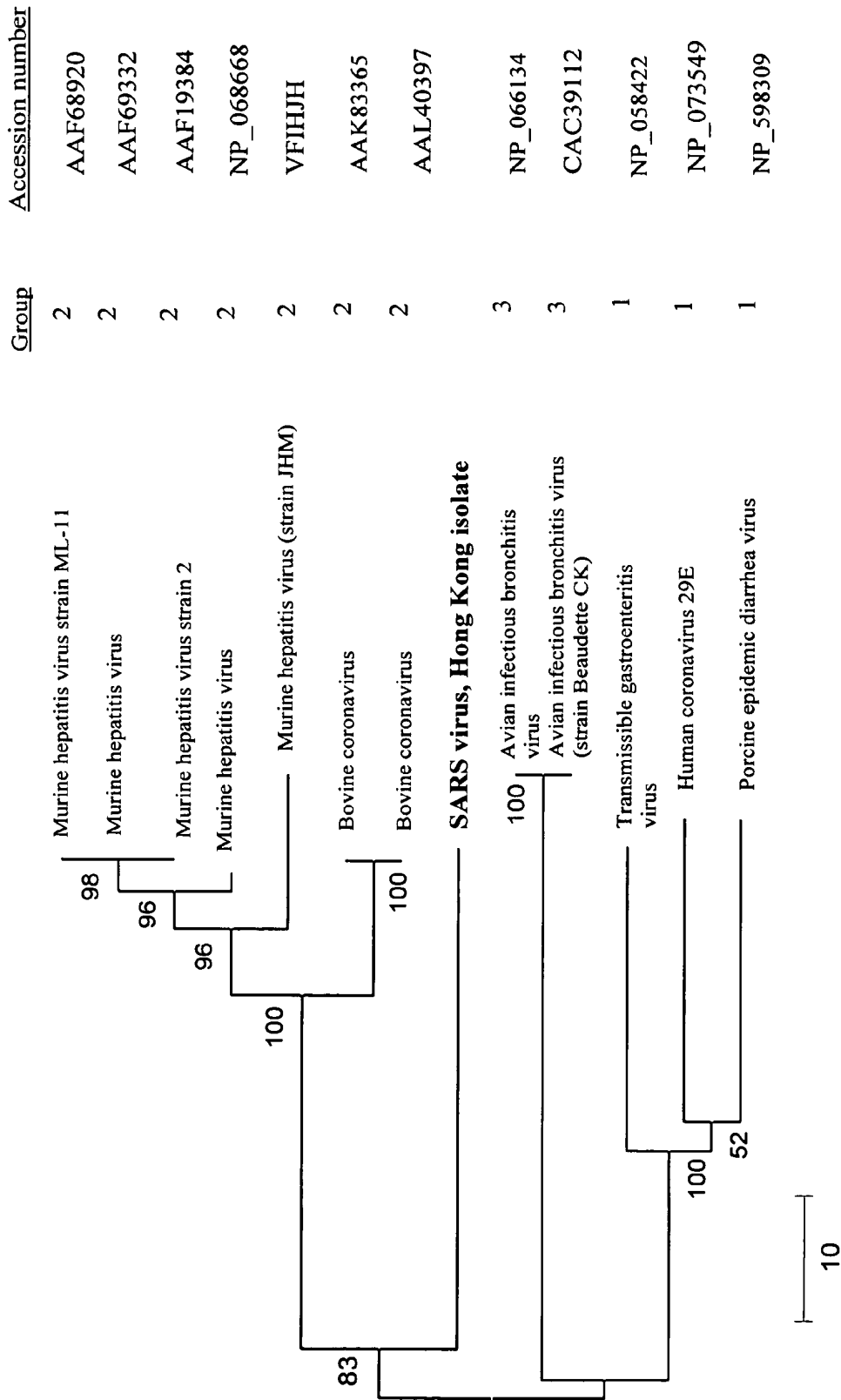


FIG. 6

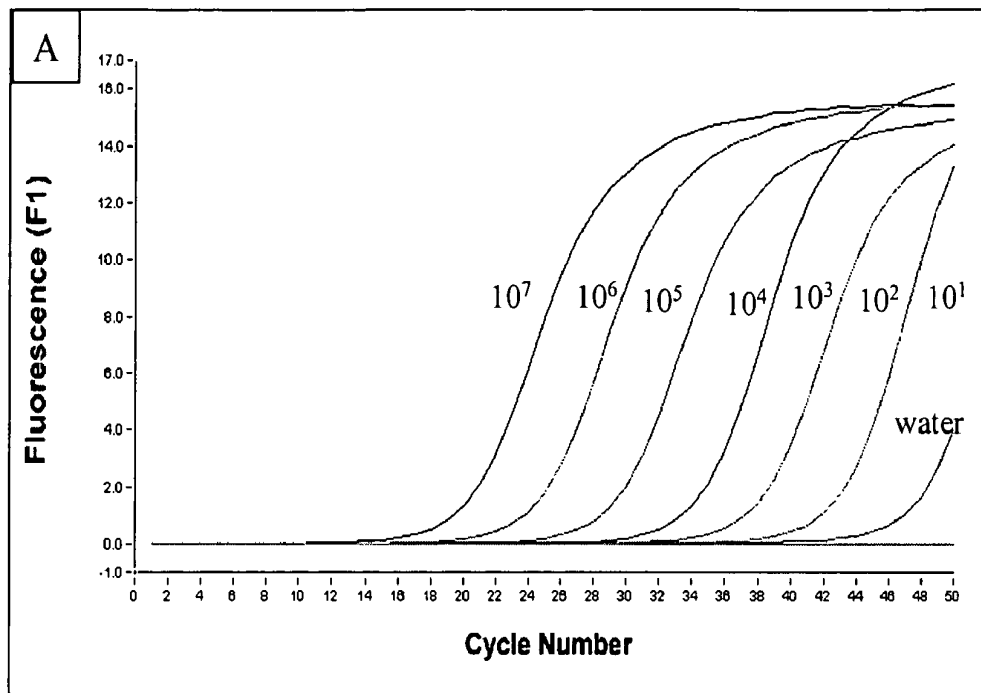


FIG. 7A

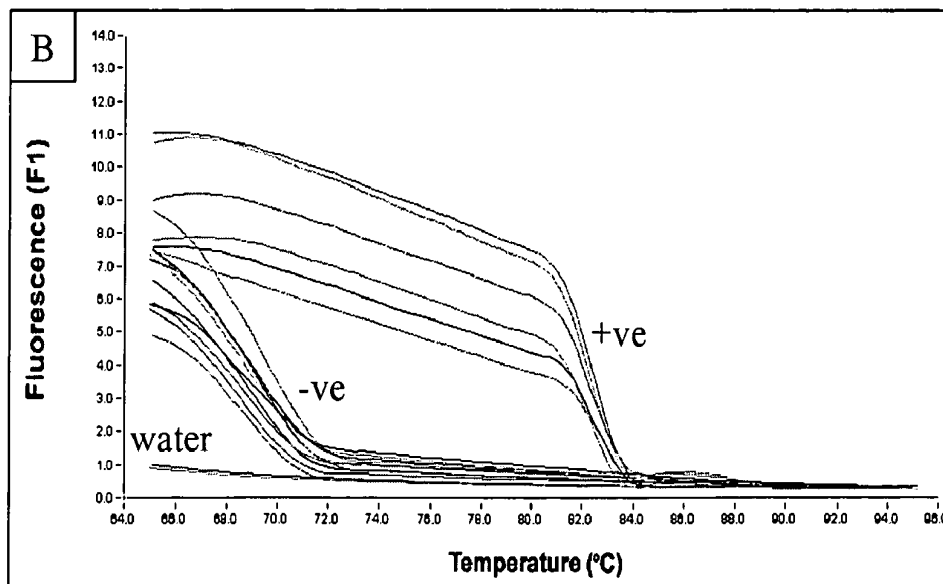


FIG. 7B

t	aaa	tgt	agt	aga	atc	ata	cct	gcg	cgt	gcg	cgc	gta	gag	tgt	ttt	gat	49
	Lys	Cys	Ser	Arg	Ile	Ile	Pro	Ala	Arg	Ala	Arg	Val	Glu	Cys	Phe	Asp	
1				5						10					15		
aaa	ttc	aaa	gtg	aat	tca	aca	cta	gaa	cag	tat	gtt	ttc	tgc	act	gta		97
Lys	Phe	Lys	Val	Asn	Ser	Thr	Leu	Glu	Gln	Tyr	Val	Phe	Cys	Thr	Val		
			20						25					30			
aat	gca	ttg	cca	gaa	aca	act	gct	gac	att	gta	gtc	ttt	gat	gaa	atc		145
Asn	Ala	Leu	Pro	Glu	Thr	Thr	Ala	Asp	Ile	Val	Val	Phe	Asp	Glu	Ile		
			35					40					45				
tct	atg	gct	act	aat	tat	gac	ttg	agt	gtt	gtc	aat	gct	aga	ctt	cgt		193
Ser	Met	Ala	Thr	Asn	Tyr	Asp	Leu	Ser	Val	Val	Asn	Ala	Arg	Leu	Arg		
		50				55						60					
gca	aaa	cac	tac	gtc	tat	att	ggc	gat	cct	gct	caa	tta	cca	gcc	ccc		241
Ala	Lys	His	Tyr	Val	Tyr	Ile	Gly	Asp	Pro	Ala	Gln	Leu	Pro	Ala	Pro		
					70					75					80		
cgc	aca	ttg	ctg	act	aaa	ggc	aca	cta	gaa	cca	gaa	tat	ttt	aat	tca		289
Arg	Thr	Leu	Leu	Thr	Lys	Gly	Thr	Leu	Glu	Pro	Glu	Tyr	Phe	Asn	Ser		
				85						90					95		
gtg	tgc	aga	ctt	atg	aaa	aca	ata	ggt	cca	gac	atg	ttc	ctt	gga	act		337
Val	Cys	Arg	Leu	Met	Lys	Thr	Ile	Gly	Pro	Asp	Met	Phe	Leu	Gly	Thr		
			100					105						110			
tgt	cgc	cgt	tgt	cct	gct	gaa	att	gtt	gac	act	gtg	agt	gct	tta	gtt		385
Cys	Arg	Arg	Cys	Pro	Ala	Glu	Ile	Val	Asp	Thr	Val	Ser	Ala	Leu	Val		
			115				120						125				
tat	gac	aat	aag	cta	aaa	gca	cac	aag	gag	aag	tca	gct	caa	tgc	ttc		433
Tyr	Asp	Asn	Lys	Leu	Lys	Ala	His	Lys	Glu	Lys	Ser	Ala	Gln	Cys	Phe		
		130				135					140						
aaa	atg	ttc	tac	aaa	ggt	gtt	att	aca	cat	gat	gtt	tca	tct	gca	atc		481
Lys	Met	Phe	Tyr	Lys	Gly	Val	Ile	Thr	His	Asp	Val	Ser	Ser	Ala	Ile		
				150						155					160		
aac	aga	cct	caa	ata	ggc	gtt	gta	aga	gaa	ttt	ctt	aca	cgc	aat	cct		529
Asn	Arg	Pro	Gln	Ile	Gly	Val	Val	Arg	Glu	Phe	Leu	Thr	Arg	Asn	Pro		
				165					170					175			
gct	tgg	aga	aaa	gct	gtt	ttt	atc	tca	cct	tat	aat	tca	cag	aac	gct		577
Ala	Trp	Arg	Lys	Ala	Val	Phe	Ile	Ser	Pro	Tyr	Asn	Ser	Gln	Asn	Ala		
			180					185						190			
gta	gct	tca	aaa	atc	tta	gga	ttg	cct	acg	cag	act	gtt	gat	tca	tca		625
Val	Ala	Ser	Lys	Ile	Leu	Gly	Leu	Pro	Thr	Gln	Thr	Val	Asp	Ser	Ser		
			195				200						205				
cag	ggt	tct	gaa	tat	gac	tat	gtc	ata	ttc	aca	caa	act	act	gaa	aca		673
Gln	Gly	Ser	Glu	Tyr	Asp	Tyr	Val	Ile	Phe	Thr	Gln	Thr	Thr	Glu	Thr		
		210				215						220					

FIG. 8

gca cac tct tgt aat gtc aac cgc ttc aat gtg gct atc aca agg gca	721
Ala His Ser Cys Asn Val Asn Arg Phe Asn Val Ala Ile Thr Arg Ala	
225 230 235 240	
aaa att ggc att ttg tgc ata atg tct gat aga gat ctt tat gac aaa	769
Lys Ile Gly Ile Leu Cys Ile Met Ser Asp Arg Asp Leu Tyr Asp Lys	
245 250 255	
ctg caa ttt aca agt cta gaa ata cca cgt cgc aat gtg gct aca tta	817
Leu Gln Phe Thr Ser Leu Glu Ile Pro Arg Arg Asn Val Ala Thr Leu	
260 265 270	
caa gca gaa aat gta act gga ctt ttt aag gac tgt agt aag atc att	865
Gln Ala Glu Asn Val Thr Gly Leu Phe Lys Asp Cys Ser Lys Ile Ile	
275 280 285	
act ggt ctt cat cct aca cag gca cct aca cac ctc agc gtt gat ata	913
Thr Gly Leu His Pro Thr Gln Ala Pro Thr His Leu Ser Val Asp Ile	
290 295 300	
aaa ttc aag act gaa gga tta tgt gtt gac ata cca ggc ata cca aag	961
Lys Phe Lys Thr Glu Gly Leu Cys Val Asp Ile Pro Gly Ile Pro Lys	
305 310 315 320	
gac atg acc tac cgt aga ctc atc tct atg atg ggt ttc aaa atg aat	1009
Asp Met Thr Tyr Arg Arg Leu Ile Ser Met Met Gly Phe Lys Met Asn	
325 330 335	
tac caa gtc aat ggt tac cct aat atg ttt atc acc cgc gaa gaa gct	1057
Tyr Gln Val Asn Gly Tyr Pro Asn Met Phe Ile Thr Arg Glu Glu Ala	
340 345 350	
att cgt cac gtt cgt gcg tgg att ggc ttt gat gta gag ggc tgt cat	1105
Ile Arg His Val Arg Ala Trp Ile Gly Phe Asp Val Glu Gly Cys His	
355 360 365	
gca act aga gat gct gtg ggt act aac cta cct ctc cag cta gga ttt	1153
Ala Thr Arg Asp Ala Val Gly Thr Asn Leu Pro Leu Gln Leu Gly Phe	
370 375 380	
tct aca ggt gtt aac tta gta gct gta ccg act ggt tat gtt gac act	1201
Ser Thr Gly Val Asn Leu Val Ala Val Pro Thr Gly Tyr Val Asp Thr	
385 390 395 400	
gaa aat aac cta	1213
Glu Asn Asn Leu	

FIG. 8 Con't

c	aga	acc	atg	cct	aac	atg	ctt	agg	ata	atg	gcc	tct	ctt	gtt	ctt	gct	49
Arg	Thr	Met	Pro	Asn	Met	Leu	Arg	Ile	Met	Ala	Ser	Leu	Val	Leu	Ala		
1				5					10					15			
cgc	aaa	cat	aac	act	tgc	tgt	aac	tta	tca	cac	cgt	ttc	tac	agg	tta		97
Arg	Lys	His	Asn	Thr	Cys	Cys	Asn	Leu	Ser	His	Arg	Phe	Tyr	Arg	Leu		
			20				25						30				
gct	aac	gag	tgt	gcg	caa	gta	tta	agt	gag	atg	gtc	atg	tgt	ggc	ggc		145
Ala	Asn	Glu	Cys	Ala	Gln	Val	Leu	Ser	Glu	Met	Val	Met	Cys	Gly	Gly		
			35				40					45					
tca	cta	tat	gtt	aaa	cca	ggt	gga	aca	tca	tcc	ggt	gat	gct	aca	act		193
Ser	Leu	Tyr	Val	Lys	Pro	Gly	Gly	Thr	Ser	Ser	Gly	Asp	Ala	Thr	Thr		
			50				55					60					
gct	tat	gct	aat	agt	gtc	ttt	aac	att	tgt	caa	gct	gtt	aca	gcc	aat		241
Ala	Tyr	Ala	Asn	Ser	Val	Phe	Asn	Ile	Cys	Gln	Ala	Val	Thr	Ala	Asn		
						70					75				80		
gta	aat	gca	ctt	ctt	tca	act	gat	ggt	aat	aag	ata	gct	gac	aag	tat		289
Val	Asn	Ala	Leu	Leu	Ser	Thr	Asp	Gly	Asn	Lys	Ile	Ala	Asp	Lys	Tyr		
				85					90					95			
gtc	cgc	aat	cta	caa	cac	agg	ctc	tat	gag	tgt	ctc	tat	aga	aat	agg		337
Val	Arg	Asn	Leu	Gln	His	Arg	Leu	Tyr	Glu	Cys	Leu	Tyr	Arg	Asn	Arg		
				100					105					110			
gat	gtt	gat	cat	gaa	ttc	gtg	gat	gag	ttt	tac	gct	tac	ctg	cgt	aaa		385
Asp	Val	Asp	His	Glu	Phe	Val	Asp	Glu	Phe	Tyr	Ala	Tyr	Leu	Arg	Lys		
				115				120					125				
cat	ttc	tcc	atg	atg	att	ctt	tct	gat	gat	gcc	ggt	gtg	tgc	tat	aac		433
His	Phe	Ser	Met	Met	Ile	Leu	Ser	Asp	Asp	Ala	Val	Val	Cys	Tyr	Asn		
			130					135				140					
agt	aac	tat	gcg	gct	caa	ggt	tta	gta	gct	agc	att	aag	aac	ttt	aag		481
Ser	Asn	Tyr	Ala	Ala	Gln	Gly	Leu	Val	Ala	Ser	Ile	Lys	Asn	Phe	Lys		
					150					155					160		
gca	gtt	ctt	tat	tat	caa	aat	aat	gtg	ttc	atg	tct	gag	gca	aaa	tgt		529
Ala	Val	Leu	Tyr	Tyr	Gln	Asn	Asn	Val	Phe	Met	Ser	Glu	Ala	Lys	Cys		
					165				170				S	175			
tgg	act	gag	act	gac	ctt	act	aaa	gga	cct	cac	gaa	ttt	tgc	tca	cag		577
Trp	Thr	Glu	Thr	Asp	Leu	Thr	Lys	Gly	Pro	His	Glu	Phe	Cys	Ser	Gln		
					180				185					190			
cat	aca	atg	cta	gtt	aaa	caa	gga	gat	gat	tac	gtg	tac	ctg	cct	tac		625
His	Thr	Met	Leu	Val	Lys	Gln	Gly	Asp	Asp	Tyr	Val	Tyr	Leu	Pro	Tyr		
				195				200					205				
cca	gat	cca	tca	aga	ata	tta	ggc	gca	ggc	tgt	ttt	gtc	gat	gat	att		673
Pro	Asp	Pro	Ser	Arg	Ile	Leu	Gly	Ala	Gly	Cys	Phe	Val	Asp	Asp	Ile		
						215						220					
gtc	aaa	cag	atg	gta	cac	tta	tga	ttg	aaa	ggt	tcc	gtg	tca	ctg	gct		721
Val	Lys	Gln	Met	Val	His	Leu											
					225												
att	gat	gc															729

FIG. 9

```

1 atattaggtt tttacctacc caggaaaagc caaccaacct cgatctcttg tagatctgtt
61 ctctaaacga actttaaaaat ctgtgtagct gtcgctcggc tgcattgccta gtgcacctac
121 gcagtataaa caataataaa ttttactgtc gttgacaaga aacgagtaac tcgtccctct
181 tctgcagact gcttacgggt tcgtccgtgt tgcagtcgat catcagcata cctaggtttc
241 gtcggggtgt gaccgaaagg taagatggag agccttggtc ttggtgtcaa cgagaaaaaca
301 cacgtccaac tcagtttgcc tgccttcag gttagagacg tgctagtgcg tggcttcggg
361 gactctgtgg aagaggccct atcggaggca cgtgaacacc tcaaaaatgg cacttgtggt
421 ctagtagagc tggaaaaagg cgtactgccc cagcttgaac agccctatgt gttcattaaa
481 cgttctgatg ccttaagcac caatcacggc cacaaggctg ttgagctggt tgcagaaatg
541 gacggcattc agtacggtcg tagcgtata aactggggag tactcgtgcc acatgtgggc
601 gaaaccccaa ttgcataccg caatgttctt ctctgtaaga acggtataaa gggagccggg
661 ggtcatagct atggcatcga tctaaagtct tatgacttag gtgacgagct tggcactgat
721 cccattgaag attatgaaca aaactggaac actaagcatg gcagtggtgc actccgtgaa
781 ctcactcgtg agctcaatgg aggtgcagtc actcgtctat tcgacaacaa tttctgtggc
841 ccagatgggt accctcttga ttgcatcaaa gatcttctcg cagcgcgggg caagtcaatg
901 tgcactcttt ccgaacaact tgattacatc gactcgaaga gagggtgcta ctgtgccctg
961 gaccatgagc atgaaattgc ctggttcact gagcgcctcg ataagagcta cgagaccag
1021 acacccttcg aaattaagag tgccaagaaa tttgacactt tcaaagggga atgcccaag
1081 tttgtgttcc ctcttaactc aaaagtcaaa gtcattcaac cacgtgttga aaagaaaaag
1141 actgagggtt tcatggggcg tatacgtctt gtgtaccctg ttgcatctcc acaggagtgt
1201 aacaatatgc acttgtctac cttgatgaaa tgtaatcatt gcgatgaagt ttcattggcg
1261 acgtgcgact ttctgaaagc cacttgtgaa catttgtggc ctgaaaattt agttattgaa
1321 ggacctacta catgtgggta cctacctact aatgctgtag tgaaaatgcc atgtcctgcc
1381 tgtcaagacc cagagattgg acctgagcat agtggtgcag attatcacia cactcaaac
1441 attgaaactc gactccgcaa gggaggtagg actagatggt ttggaggctg tgtgtttgcc
1501 tatgttggct gctataataa gcgtgcctac tgggttcttc gtgctagtgc tgatattggc
1561 tcaggccata ctggcattac tggtgacaat gttggagacct tgaatgagga tctccttgag
1621 atactgagtc gtgaacgtgt taacattaac attgttggcg attttcttt gaatgaagag
1681 gttgcatcca ttttggcatc tttctctgct tctacaagtg cttttattga cactataaag
1741 agtcttgatt acaagtcttt caaaaccatt gttgagtcct gcggttaacta taaagtacc
1801 aagggaaagc ccgtaaaagg tgcttggaac attggacaac agagatcagt tttaacacca
1861 ctgtgtgggt tccccacaca ggctgctggt gttatcagat caatctttgc gcgcacactt
1921 gatgcagcaa accactcaat tctgtatttg caaagagcag ctgtcaccat acttgatggt
1981 atttctgaac agtcattacg tcttctgcac gccatggttt atacttcaga cctgctcacc
2041 aacagtgtca ttattatggc atatgtaact ggtggtcttg tacaacagac ttctcagtgg
2101 ttgtctaate ttttgggcac tactgttgaa aaactcaggc ctatctttga atggattgag
2161 gcgaaactta gtgcaggagt tgaatttctc aaggatgctt gggagattct caaatctctc
2221 attacagggt tttttgacat cgtcaagggt caaatacagg ttgcttcaga taacatcaag
2281 gatgtgttaa aatgcttcat tgatgtgtgt aacaaggcac tcgaaatgtg cattgatcaa
2341 gtcactatcg ctggcgcaaa gttgcgatca ctcaacttag gtgaaagtctt catcgtcaa
2401 agcaagggac tttaccgtca gtgtatacgt ggcaaggagc agctgcaact actcatgcct
2461 cttaaaggc caaaagaagt aacctttctt gaagggtgatt cacatgacac agtacttacc
2521 tctgaggagg ttgtttctca gaacgggtgaa ctgcaagcac tcgagacgcc cgttgatagc
2581 ttcacaaatg gagctatcgt cggcacacca gtctgtgtaa atggcctcat gctcttagag
2641 attaaggaca aagaacaata ctgcgcattg tctcctgggt tactggctac aaacaatgtc
2701 tttcgcttaa aaggggggtgc accaattaaa ggtgtaacct ttggagaaga tactggttgg
2761 gaagttcaag gttacaagaa tgtgagaatc acatttgagc ttgatgaacg tgttgacaaa
2821 tgcttaaatg aaaagtgtct tgtctacact gttgaatccg gtaccgaagt tactgagttt
2881 gcatgtgttg tagcagaggc tgttgtgag actttacaac cagtttctga tctccttacc
2941 aacatgggta ttgatcttga tgagtggagt gtagctacat tctacttatt tgatgatgct
3001 ggtgaagaaa acttttcatc acgtatgtat tgttcctttt accctccaga tgaggaagaa
3061 gaggacgatg cagagtgtga ggaagaagaa attgatgaaa cctgtgaaca tgagtacggg
3121 acagaggatg attatcaagg tctccctctg gaatttgggt cctcagctga aacagttcga
3181 gttgaggaag aagaagagga agactggctg gatgatacta ctgagcaatc agagattgag
3241 ccagaaccag aacctacacc tgaagaacca gttaatcagt ttactgggta tttaaaactt
3301 actgacaatg ttgccattaa atgtgttgac atcgttaagg aggcacaaag tgctaactct

```

FIG. 10

3361 atggtgattg taaatgctgc taacatacac ctgaaacatg gtggtgggtg agcagggtgca
 3421 ctcaacaagg caaccaatgg tgccatgcaa aaggagagtg atgattacat taagctaaat
 3481 ggcctcttta cagtaggagg gtcttgtttg ctttctggac ataatcttgc taagaagtgt
 3541 ctgcatgttg ttggacctaa cctaaatgca ggtgaggaca tccagcttct taaggcagca
 3601 tatgaaaatt tcaattcaca ggacatctta cttgcacatg tgttgcagc aggcataatt
 3661 ggtgctaaac cacttcagtc tttacaagtg tgcgtgcaga cggttcgtac acaggtttat
 3721 attgcaagca atgacaaaagc tctttatgag caggttgtca tggattatct tgataacctg
 3781 aagcctagag tggaaagcacc taaacaagag gagccaccaa acacagaaga ttccaaaact
 3841 gaggagaaat ctgtcgtaca gaagcctgtc gatgtgaagc caaaaattaa ggctgcatt
 3901 gatgagggtta ccacaacact ggaagaaact aagtttctta ccaataagtt actcttgttt
 3961 gctgatataca atggtaagct ttaccatgat tctcagaaca tgcttagagg tgaagatag
 4021 tctttctctg agaaggatgc accttacctg gtaggatgat ttatcactag tggtgatct
 4081 acttgtgttg taataccttc caaaaaggct ggtggcacta ctgagatgct ctcaagagct
 4141 ttgaagaaag tgccagttga tgagtatata accacgtacc ctggacaagg atgtgctggt
 4201 tatacacttg aggaagctaa gactgctctt aagaaatgca aatctgcatt ttatgtacta
 4261 ccttcagaag cacctaattgc taaggaagag attctaggaa ctgtatcctg gaatttgaga
 4321 gaaatgcttg ctcatgctga agagacaaga aaattaatgc ctatatgcat ggatgttaga
 4381 gccataatgg caaccatcca acgtaagtat aaaggaatta aaattcaaga gggcatcgtt
 4441 gactatgggtg tccgattctt cttttatact agtaaagagc ctgtagcttc tattattacg
 4501 aagctgaact ctctaaatga gccgcttgct acaatgccaa ttggttatgt gacacatggt
 4561 tttaactctg aagaggctgc gcgctgtatg cgttctctta aagctcctgc cgtagtgtca
 4621 gtatcatcac cagatgctgt tactacatat aatggatacc tcaactcgtc atcaaagaca
 4681 tctgaggagc actttgtaga aacagtttct ttggtctggt ctacagaga ttggtctat
 4741 tcaggacagc gtacagagtt aggtgttgaa tttcttaagc gtggtgacaa aattgtgtac
 4801 cacactctgg agagccccgt cgagtttcat cttgacgggt aggttcttct acttgacaaa
 4861 ctaaagagtc tcttatccct gcgggagggt aagactataa aagtggtcac aactgtggac
 4921 aacactaatc tccacacaca gcttgtggat atgtctatga catatggaca gcagtttgggt
 4981 ccaacatact tggatgggtg tgatgttaca aaaattaaac ctcatgtaaa tcatgaggtg
 5041 aagactctct ttgtactacc tagtgatgac acactacgta gtgaagcttt cgagtactac
 5101 cactactctg atgagagttt tcttggtagg tacatgtctg ctttaaacca cacaagaaa
 5161 tggaaatttc ctcaagttag tggtttaact tcaattaaat gggctgataa caattgttat
 5221 ttgtctagtg ttttattagc acttcaacag cttgaagtca aattcaatgc accagcactt
 5281 caagaggcct attatagagc ccgtgctggt gatgctgcta acttttgtgc actcactctc
 5341 gcttacagta ataaaactgt tggcgagctt ggtgatgtca gagaaactat gacctatctt
 5401 ctacagcatg ctaatttgga atctgcaaag cgagttctta atgtgggtgtg taacattgt
 5461 ggtcagaaaa ctactacctt aacgggtgta gaagctgtga tgtatatggg tactctatct
 5521 tatgataatc ttaagacagg tgtttccatt ccatgtgtgt gtggtcgtga tgctacacaa
 5581 tatctagtag aacaagagtc ttcttttgggt atgatgtctg caccacctgc tgagtataaa
 5641 ttacagcaag gtacattctt atgtgcgaat gagtacactg gtaactatca gtgtgggtcat
 5701 tacactcata taactgctaa ggagaccctc tatcgtattg acggagctca ccttacaag
 5761 atgtcagagt acaaaggacc agtgactgat gttttctaca aggaaacatc ttactacta
 5821 accatcaagc ctgtgtcgtg taaactcgat ggagttactt acacagagat tgaacaaaa
 5881 ttggatgggt attataaaaa ggataatgct tactatacag agcagcctat agacttcta
 5941 ccaactcaac cattaccaa tgcgagtttt gataatttca aactcacatg ttctaacaca
 6001 aaatttggct atgatttaaa tcaaatgaca ggcttcacaa agccagcttc acgagagcta
 6061 tctgtccatc tcttcccaga cttgaatggc gatgtagtgg ctattgacta tagacactat
 6121 tcagcgagtt tcaagaaagg tgctaaatta ctgcataagc caattgtttg gcacattaac
 6181 caggctacaa ccaagacaac gttcaaacca aacacttgggt gtttacgttg tctttggagt
 6241 acaaagccag tagatacttc aaattcattt gaagttctgg cagtagaaga cacacaagga
 6301 atggacaatc ttgcttgtga aagtcaacaa cccacctctg aagaagtagt ggaaaatcct
 6361 accatacaga aggaagtcac agagtgtgac gtgaaaacta ccgaagttgt aggcaatgct
 6421 atacttaaac catcagatga aggtgttaaa gtaacacaag agttagggtca tgaggatctt
 6481 atggctgctt atgtggaaaa cacaagcatt accattaaga aacctaatag gctttcacta
 6541 gccttaggtt taaaaacaat tgccactcat ggtattgctg caattaatag tgttccttgg
 6601 agtaaaattt tggcttatgt caaaccttc ttaggacaag cagcaattac aacatcaaat
 6661 tgcgctaaga gattagcaca acgtgtgttt aacaattata tgcttatgt gtttacatta

FIG. 10 Con't

6721 ttgttccaat tgtgtacttt tactaaaagt accaattcta gaattagagc ttcactacct
 6781 acaactattg ctaaaaaatag tgtaagagt gttgctaaat tatgtttgga tgccggcatt
 6841 aattatgtga agtcacccaa attttctaaa ttgttcacaa tcgctatgtg gctattgttg
 6901 ttaagtattt gcttaggttc tctaactctgt gtaactgctg cttttgggtg actottatct
 6961 aatthttgggtg ctccttctta ttgtaatggc gttagagaat tgtatcttaa ttcgtctaac
 7021 gttactacta tggatttctg tgaaggttct tttccttgca gcatttgttt aagtggatta
 7081 gactcccttg attcctatcc agctcctgaa accattcagg tgacgatttc atcgtacaag
 7141 ctgacttga caattttagg tctggccgct gagggtggtt tggcatatat gttgttcaca
 7201 aaattctttt atttattagg tctttcagct ataatgcagg tgttctttgg ctattttgct
 7261 agtcatttca tcagcaattc ttggctcatg tggtttatca ttagtattgt acaaattggca
 7321 cccgtttctg caatggtag gatgtacatc tcttttgctt ctttctacta catatggaag
 7381 agctatgttc atatcatgga tggttgcacc tcttcgactt gcatgatgtg ctataagcgc
 7441 aatcgtgcca cacgcgtga gtgtacaact attgttaatg gcatgaagag atctttctat
 7501 gtctatgcaa atggaggccg tggcttctgc aagactcaca attggaattg tctcaattgt
 7561 gacacatttt gcaactgtag tacattcatt agtgaatgaa ttgctcgtga tttgtcactc
 7621 cagtttaaaa gaccaatcaa ccctactgac cagtcacgt atattgttga tagtgttgct
 7681 gtgaaaaatg gcgcgcttca cctctacttt gacaaggctg gtcaaaagac ctatgagaga
 7741 catccgctct cccattttgt caatttagac aatttgagag ctaacaacac taaaggttca
 7801 ctgcctatta atgtcatagt ttttgatggc aagtcctaat gcgacgagtc tgcttctaag
 7861 tctgcttctg tgtactacag tcagctgtag tgccaaccta tctgtttgct tgaccaagct
 7921 cttgtatcaa acgttggaga tagtactgaa gtttccgta agatgtttga agtctatgtc
 7981 gacacctttt cagcaacttt tagtgttctt atggaaaaac ttaaggcact tgttgctaca
 8041 gctcacagcg agttagcaaa ggggttagct ttagatgggtg tcttttctac attcgtgtca
 8101 gctgcccagc aagggtgttg tgataccgat gttgacacaa aggatgttat tgaatgtctc
 8161 aaactttcac atcactctga cttagaagtg acagggtgaca gttgtaacaa tttcatgctc
 8221 acctataata aggttgaana catgacgcc agagatcttg gcgcatgtat tgactgtaat
 8281 gcaaggcata tcaatgcca agtagcaaaa agtcacaatg tttcactcat ctggaatgta
 8341 aaagactaca tgtctttatc tgaacagctg cgtaaacaaa ttcgtactgc tgccaagaag
 8401 aacaacatac cttttacact aacttgtgct acaactagac aggttgtcaa tgcataact
 8461 actaaaatct cactcaaggg tggtaagatt gttagtactt gttttaaact tatgcttaag
 8521 gccacattat tgtgcgttct tgcctgattg gtttgttata tcgttatgcc agtacatata
 8581 ttgtcaatcc atgatggta cacaaatgaa atcattgggtt acaaagccat tcaggatggg
 8641 gtcactcgtg acatatttc tactgatgat tgttttgcaa ataaacatgc tggttttgac
 8701 gcatggttta gccagcgtgg tggttcatac aaaaatgaca aaagctgcc tgtagtagct
 8761 gctatcatta caagagagat tggttcata gtgctggct taccgggtac tgtgctgaga
 8821 gcaatcaatg gtgacttctt gcattttcta cctcgtggtt ttagtgcctg tggcaacatt
 8881 tgctacacac ctccaact cattgagat agtgattttg ctacctctg ttcgcttctt
 8941 gctgctgagt gtacaatttt taaggatgct atgggcaaac ctgtgccata ttgctatgac
 9001 actaatthgc tagagggttc tatttcttat agtgagcttc gtccagacac tcgttatgtg
 9061 cttatggatg gttccatcat acagtttctt aacacttacc tggagggttc tgttagagta
 9121 gtaacaactt ttgatgctga gtactgtaga catggtacat gcgaaaggct agaagtaggt
 9181 atttgctat ctaccagtgg tagatgggtt ctttaaatg agcattacag agctctatca
 9241 ggagttttct gtggtgttga tgcgatgaat ctcatagcta acatctttac tctctttgtg
 9301 caacctgtgg gtgctttaga tgtgctgctc tcagtagtgg ctgggtggtat tattgccata
 9361 ttggtgactt gtgctgccta ctactttatg aaattcagac gtgtttttgg tgagtacaac
 9421 catgtttgtg ctgctaattgc acttttgttt ttgatgtctt tcactatact ctgtctggta
 9481 ccagcttaca gctttctgcc gggagtctac tcagctttt acttgtactt gacattctat
 9541 ttcaccaatg atgtttcatt cttggctcac cttcaatggg ttgccatggt tctctctatt
 9601 gtgccttttt ggataacagc aatctatgta ttctgtattt ctctgaagca ctgccattgg
 9661 tttcttaaca actatcttag gaaaagagtc atgtttaatg gagttacatt tagtacctc
 9721 gaggaggctg ctttgtgtac ctttttgctc aacaaggaaa tgtacctaaa attgcttagc
 9781 gagacactgt tgccacttac acagtataac aggtatcttg ctctataata caagtacaag
 9841 tatttctagt gagccttaga tactaccagc tatcgtgaag cagcttgctg ccacttagca
 9901 aaggctctaa atgactttag caactcaggt gctgatgttc tctaccaacc accacagaca
 9961 tcaatcactt ctgctgttct gcagagtggg tttaggaaaa tggcattccc gtcaggcaaa
 10021 gttgaagggg gcatggtaca agtaacctgt ggaactacaa ctcttaattg attgtggtg

FIG. 10 Con't

10081 gatgacacag tatactgtcc aagacatgtc atttgcacag cagaagacat gcttaatcct
 10141 aactatgaag atctgctcat tcgcaaatcc aaccatagct ttcttggtca ggctggcaat
 10201 gttcaacttc gtgttattgg ccattctatg caaaattgtc tgcttaggct taaagttgat
 10261 acttctaacc ctaagacacc caagtataaa tttgtccgta tccaacctgg tcaaacattt
 10321 tcagttctag catgctacaa tggttcacca tctgggtgtt atcagtggtc catgagacct
 10381 aatcatacca ttaaagggtc tttccttaat ggatcatgtg gtagtggtgg ttttaacatt
 10441 gattatgatt gcgtgtcttt ctgctatatg catcatatgg agcttccaac aggagtacac
 10501 gctgggtactg acttagaagg taaattctat ggtccatttg ttgacagaca aactgcacag
 10561 gctgcaggta cagacacaac cataacatta aatgttttgg catggctgta tgctgctgtt
 10621 atcaatgggtg ataggtgggt tcttaataga ttcaccacta ctttgaatga ctttaacctt
 10681 gtggcaatga agtacaacta tgaacctttg acacaagatc atggtgacat attgggacct
 10741 ctttctgctc aaacaggaat tgcctctta gatatgtgtg ctgctttgaa agagctgctg
 10801 cagaatggta tgaatggctg tactatcctt ggtagcacta ttttagaaga tgagtttaca
 10861 ccatttgatg ttgtagaca atgctctggg gttaccttcc aaggtaagt caagaaaatt
 10921 gtttaagggca ctcatcattg gatgctttta actttcttga catcactatt gattcttgtt
 10981 caaagtacac agtggctact gtttttcttt gtttacgaga atgctttctt gccatttact
 11041 cttgggtatta tggcaattgc tgcagtgtct atgctgcttg ttaagcataa gcacgcattc
 11101 ttgtgcttgt ttctgttacc ttctcttgca acagttgctt actttaatat ggtctacatg
 11161 cctgctagct tggatgctg tcatcatgaca gcttcaaat tgggtgacac tagtctgtct
 11221 ggttataggc ttaaggattg tgttatgtat gcttcagctt tagttttgct tattctcatg
 11281 acagctcgca ctgtttatga tgatgctgct agacgtgttt ggacactgat gaatgtcatt
 11341 aacttgtttt acaaagtcta ctatggtaat gctttagatc aagctatctt catgtgggcc
 11401 ttagttatct ctgtaacctc taactattct ggtgtcgtta cgactatcat gtttttagct
 11461 agagctatag tgtttgtgtg tgttgagtat taccattgtt tttttattac tggcaacacc
 11521 ttacagtgta tcatgcttgt ttattgtttc ttaggctatt gttgctgctg ctactttggc
 11581 cttttctggt tactcaaccg ttacttcagg cttactcttg gtgtttatga ctacttggtc
 11641 tctacacaag aatttaggta tatgaactcc caggggcttt tgcctcctaa gagtagtatt
 11701 gatgctttca agcttaacat taagttggtg ggtattggag gtaaaccatg tatcaaggtt
 11761 gctactgtac agtctaaaat gtctgacgta aagtgcacat ctggtgact gctctcggtt
 11821 cttcaacaac ttagagtaga gtcatcttct aaattgtggg cacaatgtgt acaactccac
 11881 aatgatattc ttcttgcaaa agacacaact gaagctttcg agaagatggg ttctcttttg
 11941 tctgttttgc tatccatgca ggggtgctgta gacattaata ggttgtgca ggaatagtc
 12001 gataaccgtg ctactcttca ggctattgct tcagaattta gttctttacc atcatatgcc
 12061 gcttatgcca ctgcccagga ggcctatgag caggctgtag ctaatggtga ttctgaagt
 12121 gttctcaaaa agttaaagaa atctttgaat gtggctaaat ctgagtttga ccgtgatgct
 12181 gccatgcaac gcaagttgga aaagatggca gatcaggcta tgacccaaat gtacaacacag
 12241 gcaagatctg aggacaagag ggcaaaaagta actagtgcta tgcaacaat gctcttact
 12301 atgcttagga agcttgataa tgatgcactt aacaacatta tcaacaatgc gcgtgatggg
 12361 tgtgttccac tcaacatcat accattgact acagcagcca aactcatggg tgttgcctc
 12421 gattatggta cctacaagaa cacttgtgat ggtaaacact ttacatatgc atctgactc
 12481 tgggaaatcc agcaagttgt tgatgctgat agcaagattg ttcaacttag tgaattaac
 12541 atggacaatt caccaaattt ggcttgacct cttattgtta cagctctaag agccaactca
 12601 gctgttaaac tacagaataa tgaactgagt ccagtagcac tacgacagat gtctgtgctg
 12661 gctggtacca cacaaacagc ttgtactgat gacaatgcac ttgctacta taacaattcg
 12721 aaggaggta ggtttgtgct ggcattacta tcagaccacc aagatctcaa atgggctaga
 12781 ttcctaaga gtgatggtac aggtacaatt tacacagaac tggaaaccac ttgtagttt
 12841 gttacagaca caccaaaagg gcctaaagtg aaatacttgt acttcatcaa aggcttaaac
 12901 aacctaaata gaggtatggg gctgggcagt ttagctgcta cagtacgtct tcaggctgga
 12961 aatgctacag aagtacctgc caattcaact gtgctttcct tctgtgcttt tgtagtagac
 13021 cctgctaaag catataagga ttacctagca agtggaggac aaccaatcac caactgtgtg
 13081 aagatgttgt gtacacacac tggtagagga caggcaatta ctgtaacacc agaagctaac
 13141 atggaccaag agtccttgg tgggtgctca tgttgtctgt attgtagatg ccacattgac
 13201 catccaaatc ctaaaggatt ctgtgacttg aaaggtaagt acgtccaaat acctaccact
 13261 tgtgctaattg acccagtggtg ttttacactt agaaacacag tctgtaccgt ctgaggatg
 13321 tggaaagggt atggctgtag ttgtgaccaa ctccgcaac ccttgatgca gtctgaggat
 13381 gcatcaacgt ttttaaacgg gtttgcggtg taagtgcagc ccgtcttaca ccgtgcgga

FIG. 10 Con't

13441 caggcactag tactgatgtc gtctacaggg cttttgatat ttacaacgaa aaaagtgctg
 13501 gttttgcaaa gttcctaaaa actaattgct gtcgcttcca ggagaaggat gaggaaggca
 13561 atttattaga ctcttacttt gtatgtaaga ggcatactat gtctaactac caacatgaag
 13621 agactattta taacttggtt aaagattgtc cagcgggttc tgtccatgac tttttcaagt
 13681 ttagagtaga tggtgacatg gtaccacata tatcacgtca gcgtctaact aaatacacia
 13741 tggctgattt agtctatgct ctacgtcatt ttgatgaggg taattgtgat acattaaaag
 13801 aaatactcgt cacatacaat tgctgtgatg atgattattt caataagaag gattggtatg
 13861 acttcgtaga gaatcctgac atcttacgcg tatatgctaa cttaggtgag cgtgtacgcc
 13921 aatcattatt aaagactgta caattctgcg atgctatgcg tgatgcaggc attgtaggcg
 13981 tactgacatt agataatcag gatcctaatg ggaactggta cgatttcggg gatttcgtac
 14041 aagtagcacc aggctgcgga gttcctattg tggattcata ttactcattg ctgatgccca
 14101 tcctcacttt gactagggca ttggctgctg agtcccataat ggatgctgat ctgcgaaaac
 14161 cacttattaa gtgggatttg ctgaaatatg attttacgga agagagactt tgtctcttcg
 14221 accgttattt taatatattg gaccagacat accatcccaa ttgtattaac tgtttggatg
 14281 ataggtgat cttcattgt gcaaacctta atgtgttatt ttctactgtg tttccaccta
 14341 caagttttgg accactagta agaaaaatat ttgtagatgg tgttcctttt gttgtttcaa
 14401 ctggatacca ttttcgtgag ttaggagtcg tacataatca ggatgtaaac ttacatagct
 14461 cgcgtctcag tttcaaggaa cttttagtgt atgctgctga tccagctatg catgcaagctt
 14521 ctggcaattt attgctagat aaacgcacta catgcttttc agtagctgca ctaacaaaca
 14581 atgttgcttt tcaaacgtc aaaccgggta attttaataa agacttttat gactttgctg
 14641 tgtctaaagg tttctttaag gaaggaagtt ctggtgaact aaaacacttc tctttgctc
 14701 aggatggcaa cgctgctatc agtgattatg actattatcg ttataatctg ccaacaatgt
 14761 gtgatatcag acaactocta ttcgtagttg aagttgttga taaatacttt gattgttacg
 14821 atggtgctg tattaatgcc aaccaagtaa tctgtaacaa tctggataaa tcagctgggt
 14881 tcccatttaa taaatggggg aaggctagac tttattatga ctcaatgagt tatgaggatc
 14941 aagatgcact tttcgcgtat actaagcgtg atgtcatccc tactataact caaatgaatc
 15001 ttaagtatgc cattagtgca aagaatagag ctgcgaccgt agctgggtgc tctatctgta
 15061 gtactatgac aaatagacag tttcatcaga aattattgaa gtcaatagcc gccatagag
 15121 gagctactgt ggtaattgga acaagcaagt tttacggtgg ctggcataat atgttaaaaa
 15181 ctgtttacag tgatgtagaa actccacacc ttatgggttg ggattatcca aaatgtgaca
 15241 gagccatgcc taacatgctt aggataatgg cctctcttgt tcttgctcgc aaacataaca
 15301 cttgctgtaa cttatcacac cgtttctaca ggtagctaa cgagtgtgcg caagtattaa
 15361 gtgagatggt catgtgtggc ggctcactat atgttaaacc aggtggaaca tcacccggg
 15421 atgctacaac tgcttatgct aatagtgctt ttaacatttg tcaagctgtt acagccaatg
 15481 taaatgcact tctttcaact gatggtaata agatagctga caagtatgct cgcaatctac
 15541 aacacaggct ctatgagtgt ctctatagaa atagggatgt tgatcatgaa ttcgtggatg
 15601 agttttacgc ttacctgctt aaacatttct ccatgatgat tctttctgat gatgccggtg
 15661 tgtgctataa cagtaactat gcggctcaag gtttagtagc tagcattaag aactttaagg
 15721 cagttcttta ttatcaaaat aatgtgttca tgtctgaggc aaaatgttgg actgagactg
 15781 acctactaa aggacctcac gaattttgct cacagcatc aatgctagt aaacaaggag
 15841 atgattacgt gtacctgctt taccagatc catcaagaat attaggcgca ggctgttttg
 15901 tcgatgatat tgtcaaaaca gatggtacac ttatgattga aaggttcgtg tcaactggcta
 15961 ttgatgctta cccacttaca aaacatccta atcaggagta tgctgatgct tttcacttgt
 16021 atttacaata cattagaaag ttacatgatg agcttactgg ccacatggtg gacatgtatt
 16081 ccgtaatgct aactaatgat aacacctcac ggtactggga acctgagttt tatgaggcta
 16141 tgtacacacc acatacagtc ttgcaggctg taggtgcttg tgtattgtgc aattcacaga
 16201 cttcacttcg ttgcggtgcc tgtattagga gaccattcct atgttgcaag tgcgtctatg
 16261 accatgtcat ttcaacatca cacaaattag tgttgctctg taatccctat gtttgcaatg
 16321 cccagggttg tgatgctact gatgtgacac aactgtatct aggaggtatg agctattatt
 16381 gcaagtcaca taagcctccc attagttttc cattatgtgc taatggctag gtttttggtt
 16441 tatacaaaaa cacatgtgta ggcagtgaca atgtcactga cttcaatgcg atagcaacat
 16501 gtgattggac taatgctggc gattacatac ttgccaacac ttgtactgag agactcaagc
 16561 ttttcgcagc agaaacgctc aaagccactg aggaaacatt taagctgtca tatggtattg
 16621 cactgtacg cgaagtactc tctgacagag aattgcatct tcatgggag gttggaaaac
 16681 ctagaccacc attgaacaga aactatgtct ttactggtta ccgtgtaact aaaatagta
 16741 aagtacagat tggagagtac acctttgaaa aaggtgacta tgggtgatgt gttgtgtaca

FIG. 10 Con't

16801 gaggtactac gacatacaag ttgaatggtg gtgattactt tgtggtgaca tctcacactg
 16861 taatgccact tagtgcacct actctagtgc cacaagagca ctatgtgaga attactggct
 16921 tgtaccaac actcaacatc tcagatgagt tttctagcaa tgttgcaaat tatcaaaagg
 16981 tcggcatgca aaagtactct aactccaag gaccacctgg tactggtaag agtcattttg
 17041 ccatcgact tgcctctat taccatctg ctgcgatagt gtatacggca tgctctcatg
 17101 cagctgttga tgccctatgt gaaaaggcat taaaatattt gcccatagat aaatgtagta
 17161 gaatcatacc tgcgctgcg cgcgtagagt gttttgataa attcaaagtg aattcaacac
 17221 tagaacagta tgttttctgc actgtaaagc cattgccaga aacaactgct gacattgtag
 17281 tttttgatga aatctctatg gctactaatt atgacttgag tgttgcaat gctagacttc
 17341 gtgcaaaaaca ctacgtctat attggcgatc ctgctcaatt accagcccc cgcacattgc
 17401 tgactaaagg cacactagaa ccagaatatt ttaattcagt gtgcagactt atgaaaaca
 17461 taggtccaga catgttcctt ggaactgtgc gccgtgtgcc tgctgaaatt gttgacactg
 17521 tgagtgtctt agtttatgac aataagctaa aagcacacaa ggataagtc gctcaatgct
 17581 tcaaaatggt ctacaaagg gttattacac atgatgttct atctgcaatc aacagacttc
 17641 aaataggcgt tgtaagagaa tttcttacac gcaatcctgc ttggagaaaa gctgttttta
 17701 tctcacctta taattcacag aacgctgtag cttcaaaaat cttaggattg cctacgcaga
 17761 ctggtgatcc atcacagggt tctgaatag actatgtcat attcacacaa actactgaaa
 17821 cagcacactc ttgtaatgct aaccgcttca atgtggctat cacaagggca aaaattggca
 17881 ttttgtgcat aatgtctgat agagatcttt atgacaaact gcaatttaca agtctagaaa
 17941 taccagctcg caatgtggct acattacaag cagaaaatgt aactggactt ttaaggact
 18001 gtagtaagat cattactggt cttcatccta cacaggcacc tacacacctc agcgttgata
 18061 taaaattcaa gactgaagga ttatgtggtg acataccagg cataccaaag gacatgacct
 18121 accgtagact catctctatg atgggtttca aaatgaatta ccaagtcaat ggttacccta
 18181 atatgtttat caccgcgaa gaagctatcc gtcacgttcg tgcgtggatt ggctttgatg
 18241 tagagggctg tcatgcaact agagatgctg tgggtactaa cctacctctc cagctaggat
 18301 tttctacagg tgtttaactta gtatctgtac cgactggtta tgttgacact gaaaataaca
 18361 cagaattcac cagagttaat gcaaacctc caccagggtga ccagtttaa catcttatac
 18421 cactcatgta taaaggcttg ccctggaatg tagtgcgat taagatagta caaatgctca
 18481 gtgatacact gaaaggattg tcagacagag tctgttctgt cctttggcg catggctttg
 18541 agcttacatc aatgaagtac tttgtcaaga ttggacctga aagaacgtgt tgcctgtgtg
 18601 acaaacgtgc aacttgcttt tctacttcat cagatactta tgcctgctgg aatcattctg
 18661 tgggttttga ctatgtctat aaccatttta tgattgatgt tcagcagtg ggctttacgg
 18721 gtaaccttca gagtaacct gaccaacatt gccaggtaaca tggaaatgca catgtggcta
 18781 gttgtgatgc tatcatgact agatgtttag cagtccatga gtgctttgtt aagcgcgttg
 18841 attggtctgt tgaatccct attataggat atgaactgag ggtaattctt gcttgcaaa
 18901 aagtacaaca catggttgtg aagtctgcat tgcctgctga taagtttcca gttctcatg
 18961 acattggaaa tccaaaggct atcaagtgtg tgcctcaggc tgaagtagaa tggagttct
 19021 acgatgctca gccatgtagt gacaaagctt acaaaataga ggaactcttc tattcttatg
 19081 ctacacatca cgataaattc actgatggtg tttgtttgtt ttggaattgt aacgttgatc
 19141 gttaccacgc caatgcaatt gtgtgtaggt ttgacacaag agtcttgtca aactggaact
 19201 taccaggctg tgatggtggt agtttgtatg tgaataagca tgcattccac actccagctt
 19261 tcgataaaaag tgcatttact aatttaaagc aattgccttt cttttactat tctgatagtc
 19321 cttgtgagtc tcatggcaaa caagttagtgt cggatattga ttatgtcca ctcaaatctg
 19381 ctacgtgtat tacacgatgc aatttaggtg gtgctgtttg cagacacat gcaaatgagt
 19441 accgacagta cttggatgca tataatatga tgatttctgc tggatttagc ctatggattt
 19501 acaaaccaatt tgatacttat aacctgtgga atacatttac caggttacag agtttagaaa
 19561 atgtggctta taatgttgtt aataaaggac actttgatgg acacgccggc gaagcactg
 19621 tttccatcat taataatgct gtttacacaa aggtagatgg tattgatgtg gagatctttg
 19681 aaaataagac aacacttctt gttaatgttg catttgagct ttgggctaag cgtaacatta
 19741 aaccagtgcc agagattaag atactcaata atttgggtgt tgatatcgt gctaatactg
 19801 taatctggga ctacaaaaga gaagccccag cacatgtatc tacaataggt gtctgcacaa
 19861 tgactgacat tgccaagaaa cctactgaga gtgcttgttc ttcacttact gtctgtttg
 19921 atggttagagt ggaaggacag gtagacctt ttagaaacgc ccgtaatggt gttttaataa
 19981 cagaaggctc agtcaaagg ttaaacctt caaagggacc agcacaagct agcgtcaatg
 20041 gagtacatt aattggagaa tcagtaaaaa cacagttaa ctactttaag aaagtagacg
 20101 gcattattca acagttgcct gaaacctact ttactcagag cagagactta gaggatttta

FIG. 10 Con't

20161 agcccagatc acaaatggaa actgactttc tcgagctcgc tatggatgaa ttcatacagc
 20221 gatataagct cgagggctat gccttcgaac acatcgttta tggagatttc agtcatggac
 20281 aacttggcgg tcttcattta atgataggct tagccaagcg ctcacaagat tcaccactta
 20341 aattagagga ttttatccct atggacagca cagtgaaaaa ttacttcata acagatgccc
 20401 aaacaggttc atcaaatgt gtgtgtctcg tgattgatct tttacttgat gactttgtcg
 20461 agataataaa gtcacaagat ttgtcagtga tttcaaaagt ggtcaaggtt acaattgact
 20521 atgctgaaat ttcattcatg ctttgggtga aggatggaca tgttgaaacc ttctacccaa
 20581 aactacaagc aagtcaagcg tggcaaccag gtgttgcgat gcctaacttg tacaagatgc
 20641 aaagaatgct tcttgaaaag tgtgaccttc agaattatgg tgaaaatgct gttataccaa
 20701 aaggaataat gatgaatgct gcaaagtata ctcaactgtg tcaactacta aataactta
 20761 ctttagctgt accctacaac atgagagtta ttcactttgg tgctggctct gataaaggag
 20821 ttgcaccagg tacagctgtg ctcagacaat ggttgccaac tggcacacta cttgtcgatt
 20881 cagatcttaa tgacttcgtc tccgacgcag attctacttt aattggagac tgtgcaacag
 20941 tacatacggc taataaatgg gaccttatta ttagegatat gtatgacctt aggaccaaac
 21001 atgtgacaaa agagaatgac tctaaagaag ggtttttcac ttatctgtgt ggatttataa
 21061 agcaaaaact agccctgggt ggttctatag ctgtaaagat aacagagcat tcttggaatg
 21121 ctgaccttta caagcttatg ggccatttct catgggtggac agcttttgtt acaaatgtaa
 21181 atgcatcatc atcgggaagca tttttaattg gggctaacta tcttggcaag ccgaaggaa
 21241 aaattgatgg ctataccatg catgctaact acattttctg gaggaacaca aatcttatcc
 21301 agttgtcttc ctattcactc tttgacatga gcaaatttcc tcttaaatga agaggaactg
 21361 ctgtaatgct tcttaaggag aatcaaatca atgatatgat ttattctctt ctggaaaaag
 21421 gtaggcttat cattagagaa aacaacagag ttgtggtttc aagtgatatt cttgttaaca
 21481 actaaacgaa catgtttat ttcttactct tcttactct cactagtgtt agtgaccttg
 21541 accggtgcac cacttttgat gatgttcaag ctcctaatta cactcaacat acttcatcta
 21601 tgaggggggt ttactatcct gatgaaattt ttagatcaga cactctttat ttaactcagg
 21661 atttatttct tccattttat tctaattgta cagggtttca tactattaat catacgtttg
 21721 gcaaccctgt catacctttt aaggatggta tttattttgc tgccacagag aaatcaaatg
 21781 ttgtccgtgg ttgggttttt ggttctacca tgaacaacaa gtcacagtcg gtgattatta
 21841 ttaacaattc tactaatggt gttatacagag catgtaactt tgaattgtgt gacaaccctt
 21901 tctttgctgt ttctaaccct atgggtacac agacacatac tatgatattc gataatgcat
 21961 ttaattgcac tttcgagtac atatctgatg ccttttcgct tgatgtttca gaaaagtcat
 22021 gtaattttaa acacttacga gagtttgtgt ttaaaaaata agatgggttt ctctatgttt
 22081 ataagggcta tcaacctata gatgtagttc gtgatctacc ttctggtttt aacactttga
 22141 aacctatttt taagttgcct cttgggatta acattacaaa ttttagagcc attcttacag
 22201 ccttttcacc tgctcaagac atttggggca cgtcagctgc agcctatttt gttggctatt
 22261 taaagccaac tacatttatg ctcaagtatg atgaaaatgg tacaatcaca gatgctgttg
 22321 attgttctca aaatccactt gctgaaacta aatgctctgt taagagcttt gagattgaca
 22381 aaggaattta ccagacctct aatttcaggg ttgttccctc aggagatggt gtgagattcc
 22441 ctaatattac aaacttgtgt ccttttggag aggtttttaa tgctactaaa ttcccttctg
 22501 tctatgcatg ggagagaaaa aaaatttcta attgtgttgc tgattactct gtgctctaca
 22561 actcaacatt tttttcaacc ttttaagtgt atggcgtttc tgccactaag ttgaatgatc
 22621 tttgcttctc caatgtctat gcagattctt ttgtagtcaa gggagatgat gtaagacaaa
 22681 tagcgcagg acaaaactggt gttattgctg attataatta taaattgcca gatgatttca
 22741 tgggttgtgt ccttgcttgg aatactagga acattgatgc tacttcaact ggttaattata
 22801 attataaata taggtatctt agacatggca agcttaggcc ctttgagaga gacatatcta
 22861 atgtgccttt ctcccctgat ggcaaacctt gcaccccacc tgctcttaat tgttattggc
 22921 cattaaatga ttatggtttt tacaccacta ctggcattgg ctaccaacct tacagagttg
 22981 tagtactttc ttttgaactt ttaaatgcac cggccacggt ttgtggacca aaattatcca
 23041 ctgaccttat taagaaccag tgtgtcaatt ttaattttaa tggactcact ggtactgggtg
 23101 tgttaactcc ttcttcaaag agatttcaac catttcaaca atttggccgt gatgtttctg
 23161 atttcactga ttccgttcga gatectaaaa catctgaaat attagacatt tcacctgtct
 23221 cttttggggg tgtaagtgtg attacacctg gaacaaatgc ttcatctgaa gttgctgttc
 23281 tatatcaaga tgttaactgc actgatgttt ctacagcaat tcatgcagat caactcacac
 23341 cagcttggcg catatattct actggaacaa atgtattcca gactcaagca ggtgtcttta
 23401 taggagctga gcatgtcgac acttcttatg agtgcgacat tcctattgga gctggcattt
 23461 gtgctagtta ccatacagtt tctttattac gtagtactag ccaaaaatct attgtggctt

FIG. 10 Con't

23521 atactatgtc tttaggtgct gatagttcaa ttgcttactc taataacacc attgctatac
 23581 ctactaactt ttcaattagc attactacag aagtaatgcc tgtttctatg gctaaaacct
 23641 ccgtagattg taatatgtac atctgaggag attctactga atgtgctaatt ttgcttctcc
 23701 aatatggtag cttttgcaca caactaaatc gtgcactctc aggtattgct gctgaacagg
 23761 atcgcaacac acgtgaagtg ttcgctcaag tcaaacaaat gtacaaaacc ccaacttga
 23821 aatatttttg tggttttaat ttttcacaaa tattacctga ccctctaaag ccaactaaga
 23881 ggtcttttat tgaggacttg ctctttaata aggtgacact cgctgatgct ggcttctga
 23941 agcaatatgg cgaatgccta ggtgatatta atgctagaga tctcatttgt gcgcagaagt
 24001 tcaatggact tacagtgttg ccacctctgc tcaactgatga tatgattgct gcctacactg
 24061 ctgctctagt tagtggact gccactgctg gatggacatt tggtgctggc gctgctcttc
 24121 aaataccttt tgctatgcaa atggcatata ggttcaatgg cattggagtt acccaaaatg
 24181 ttctctatga gaacaaaaa caaatcgcca accaattdaa caaggcgatt agtcaaatc
 24241 aagaatcact tacaacaaca tcaactgcat tgggcaagct gcaagacgt gttaaccaga
 24301 atgctcaagc attaaacaca cttgttaaac aacttagctc taattttggg gcaatttcaa
 24361 gtgtgctaaa tgatatectt tcgcgacttg ataaagtcga ggcggaggta caaattgaca
 24421 ggtaattac aggcagactt caaagccttc aaacctatgt aacacaaca ctaatcaggg
 24481 ctgctgaaat cagggcttct gctaactctg ctgctactaa aatgtctgag tgtgttcttg
 24541 gacaatcaaaa aagagttgac ttttgtgga agggctacca ccttatgtcc ttcccacaag
 24601 cagccccgca tgggtgtgtc ttcctacatg tcacgtatgt gccatcccag gagaggaact
 24661 tcaccacagc gccagcaatt tgtcatgaag gcaaagcata cttccctcgt gaaggtgttt
 24721 ttgtgtttta tggcacttct tggtttatta cacagaggaa cttcttttct ccacaaataa
 24781 ttactacaga caatacattt gtctcaggaa atgtgatgt cgttattggc atcattaaca
 24841 acacagttta tgatcctctg caacctgagc ttgactcatt caaagaagag ctggacaagt
 24901 acttcaaaaa tcatacatca ccagatgttg atcttggcga catttcaggc attaacgctt
 24961 ctgtcgtcaa cattcaaaaa gaaattgacc gcctcaatga ggtcgcataa aatttaaatg
 25021 aatcactcat tgaccttcaa gaattgggaa aatatgagca atatattaaa tggccttggg
 25081 atgtttggct cggcttcatt gctggactaa ttgccatcgt catggttaca atcttgcctt
 25141 gttgcataag tagttgttgc agttgcctca agggtgcatg ctcttgggtt tcttgcctga
 25201 agtttgatga ggatgactct gagccagttc tcaaggggtg caaattacat tacacataaa
 25261 cgaacttatg gatttgttta tgagatttt tactcttggg tcaattactg cacagccagt
 25321 aaaaattgac aatgcttctc ctgcaagtac tgttcatgct acagcaacga taccgctaca
 25381 agcctcactc cctttcggat ggcttgttat tggcgttgea tttcttgcgt ttttccagag
 25441 cgctacaaa ataattgagc tcaataaaag atggcagcta gccctttata agggctcca
 25501 gttcatttgc aatctactgc tgctatttgt taccatctat tcacatctt tgcttgcgc
 25561 tgcaggtaag gaggcgcaat tttgtacct ctatgccttg atatattttc tacaatgcat
 25621 caacgcatgt agaattatta tgagatgttg gcttggttgg aagtgcaaat ccaagaacct
 25681 attactttat gatgccaact actttgtttg ctggcacaca cataactatg actactgat
 25741 acaataaac agtgtcacag atacaattgt cgttactgaa ggtgacggca tttcaacacc
 25801 aaaactcaaa gaagactacc aaattgggtg ttattctgag gataggcact caggtgttaa
 25861 agactatgtc gttgtacatg gctatttcac cgaagtttac taccagcttg agctacaca
 25921 aattactaca gacactggta ttgaaaatgc tacattcttc atctttaaca agcttgttaa
 25981 agaccaccg aatgtgcaaa tacacacaat cgacggctct tcaggagtgg ctaatccagc
 26041 aatggatcca atttatgatg agccgacgac gactactagc gtgcctttgt aagcacaaga
 26101 aagtgagtac gaacttatgt actcatcctg ttccggaagaa acaggtagct taatagttaa
 26161 tagcgtactt ctttttcttg ctttcgtggg attcttgcga gtcacactag ccatccttac
 26221 tgcgcttcga ttgtgtgcgt actgctgcaa tattgttaac gtgagtttag taaaaccaac
 26281 ggtttacgtc tactcgcgtg ttaaaaatct gaactcttct gaaggagtcc ctgatcttct
 26341 ggtctaaacg aactaactat tattattatt ctgtttggaa ctttaacatt gcttatctg
 26401 gcagacaacg gtactattac cgttgaggag cttaaacaca tcctggaaca atggaacctta
 26461 gtaataggtt tcctattcct agcctggatt atgttactac aatttgccta ttctaactcg
 26521 aacaggtttt tgtacataat aaagcttgtt ttccctctggc tcttgtggcc agtaacactt
 26581 gcttgttttg tgcttgcgtg tgtctacaga attaattggg tgactggcgg gattgcgatt
 26641 gcaatggctt gtattgtagg cttgatgtgg cttagctact tcgcttgcct cttcaggctg
 26701 tttgctcgta cccgctcaat gtggtcattc aaccagaaa caaacattct tctcaatgtg
 26761 cctctccggg ggacaattgt gaccagaccg ctcatggaaa gtgaacttgt cattgggtgct
 26821 gtgatcattc gtggtcactt gcgaatggcc ggacactccc tagggcgtg tgacattaag

FIG. 10 Con't

26881 gacctgccaa aagagatcac tgtggctaca tcacgaacgc tttcttatta caaattagga
 26941 gcgctgcagc gtgtaggcac tgattcaggt tttgctgcat acaaccgcta ccgtattgga
 27001 aactataaat taaatacaga ccacgccggt agcaacgaca atattgcttt gctagtacag
 27061 taagtgacaa cagatgtttc atcttgttga cttccagggt acaatagcag agatattgat
 27121 tadcattatg aggactttca ggattgctat ttggaatctt gacgttataa taagttcaat
 27181 agtgagacaa ttatttaagc ctctaactaa gaagaattat tcggagttag atgatgaaga
 27241 acctatggag ttagattatc cataaaacga acatgaaaat tattctcttc ctgacattga
 27301 ttgtatttac atcttgcgag ctatatcact atcaggagtg tgttagaggt acgactgtac
 27361 tactaaaaga accttgcca tcaggaacat acgagggcaa ttcaccattt caccctcttg
 27421 ctgacaataa atttgacta acttgacta gcacacactt tgcttttgct tgtgctgacg
 27481 gtactcgaca tacctatcag ctgctgcaa gatcagtttc accaaaactt ttcacagac
 27541 aagaggaggt tcaacaagag ctctactcgc cactttttct cattgttgct gctctagtat
 27601 ttttaatact ttgcttcacc attaagagaa agacagaatg aatgagctca ctttaattga
 27661 cttctatttg tgcttttag ctttctgct attccttgtt ttaataatgc ttattatatt
 27721 ttggttttca ctcgaaatcc aggatctaga agaacctgt accaaagtct aaacgaacat
 27781 gaaacttctc attgttttga cttgtatttc tctatgcagt tgcatatgca ctgtagtaca
 27841 gcgctgtgca tctaataaac ctcatgtgct tgaagatcct tgtaaggtag aacactaggg
 27901 gtaactctta tagcactgct tggctttgtg ctctaggaaa ggttttacct tttcatagat
 27961 ggcacactat ggttcaaaaa tgcacacctt atgttactat caactgtcaa gatccagctg
 28021 gtggtgcgct tatagctagg tgttggtacc ttcacgaagg tcaccaaact gctgcattta
 28081 gagacgtact tgttgtttta aataaacgaa caaattaaaa tgtctgataa tggaccccaa
 28141 tcaaaccaac gtagtgcccc cgcattaca tttggtggac ccacagattc aactgacaat
 28201 aaccagaatg gaggacgcaa tggggcaagg ccaaaacagc gccgaccca aggtttacc
 28261 aataatactg cgtcttgggt cacagctctc actcagcatg gcaaggagga acttagattc
 28321 cctcgaggcc agggcgctcc aatcaacacc aatagtggtc cagatgacca aattggctac
 28381 taccgaagag ctaccgacg agttcgtggt ggtgacggca aaatgaaaga gctcagcccc
 28441 agatggtact tctattacct aggaactggc ccagaagctt cacttccta cggcgctaac
 28501 aaagaaggca tcgtatgggt tgcaactgag ggagccttga atacacccaa agaccacatt
 28561 ggcacccgca atcctaataa caatgctgcc accgtgctac aacttcctca aggaacaaca
 28621 ttgcaaaaag gcttctacgc agagggaaag agaggcggca gtcaagctc ttctcgctcc
 28681 tcatcacgta gtcgcggtaa ttcaagaaat tcaactcctg gcagcagtag gggaaattct
 28741 cctgctcgaa tggctagcgg aggtggtgaa actgccctcg cgctattgct gctagacaga
 28801 ttgaaccagc ttgagagcaa agttctggt aaaggccaac aacaacaagg ccaaactgtc
 28861 actaagaaat ctgctgctga ggcactctaa aagcctcgcc aaaaacgtac tgccacaaaa
 28921 cagtacaacg tcaactcaagc atttgggaga cgtggtccag aacaaaccca aggaaatttc
 28981 ggggaccaag acctaatcag acaaggaact gattacaaac attggccgca aattgcacaa
 29041 tttgctccaa gtgcctctgc attctttgga atgtcacgca ttggcatgga agtcacacct
 29101 tcggaacat ggctgactta tcatggagcc attaaattgg atgacaaaga tccacaattc
 29161 aaagacaacg tcatactgct gaacaagcac attgacgcat acaaaacatt cccaccaaca
 29221 gagcctaaaa aggacaaaaa gaaaaagact gatgaagctc agcctttgcc gcagagacaa
 29281 aagaagcagc ccactgtgac tcttctctc gcgctgaca tggatgattt ctccagacaa
 29341 cttcaaaatt ccatgagtg agcttctgct gattcaactc aggcataaac actcatgatg
 29401 accacacaag gcagatgggc tatgtaaacg ttttcgcaat tccgtttacg atacatagtc
 29461 tactcttggt cagaatgaat tctcgtact aacagcaca agtaggttta gttacttta
 29521 atctcacata gcaatcttta atcaatgtgt aacattaggg aggacttgaa agagccacca
 29581 cattttcatc gaggccacgc ggagtacgat cgagggtaca gtgaataatg ctagggagag
 29641 ctgcttatat ggaagagccc taatgtgtaa aattaatttt agtagtgcta tccccatgtg
 29701 attttaatag cttcttagga gaatgacaaa aaaaaaaaaa aa

FIG. 10 Con't

1 - ATATTAGGTTTTTACCTACCCAGGAAAAGCCAACCAACCTCGATCTCTGTAGATCTGTT - 60
 - I L G F Y L P R K S Q P T S I S C R S V
 - Y * V F T Y P G K A N Q P R S L V D L F
 - I R F L P T Q E K P T N L D L L * I C S
 61 - CTCTAAACGAACTTTAAAATCTGTGTAGCTGTCGCTCGGCTGCATGCCTAGTGCACCTAC - 120
 - L * T N F K I C V A V A R L H A * C T Y
 - S K R T L K S V * L S L G C M P S A P T
 - L N E L * N L C S C R S A A C L V H L R
 121 - GCAGTATAAACAATAATAAATTTTACTGTGCTTGACAAGAAACGAGTAACTCGTCCCTCT - 180
 - A V * T I I N F T V V D K K R V T R P S
 - Q Y K Q * * I L L S L T R N E * L V P L
 - S I N N N K F Y C R * Q E T S N S S L F
 181 - TCTGCAGACTGCTTACGGTTTCGTCCTGTTGCAGTCGATCATCAGCATACCTAGGTTTC - 240
 - S A D C L R F R P C C S R S S A Y L G F
 - L Q T A Y G F V R V A V D H Q H T * V S
 - C R L L T V S S V L Q S I I S I P R F R
 241 - GTCCGGGTGTGACCGAAAGGTAAGATGGAGAGCCTTGTCTTGGTGTCAACGAGAAAAACA - 300
 - V R V * P K G K M E S L V L G V N E K T
 - S G C D R K V R W R A L F L V S T R K H
 - P G V T E R * D G E P C S W C Q R E N T
 301 - CACGTCCAACCTCAGTTGCCTGTCTTACGTTAGAGACGTGCTAGTGCCTGGCTTCGGG - 360
 - H V Q L S L P V L Q V R D V L V R G F G
 - T S N S V C L S F R L E T C * C V A S G
 - R P T Q F A C P S G * R R A S A W L R G
 361 - GACTCTGTGGAAGAGGCCCTATCGGAGGCACGTGAACACCTCAAAAATGGCACTTGTGGT - 420
 - D S V E E A L S E A R E H L K N G T C G
 - T L W K R P Y R R H V N T S K M A L V V
 - L C G R G P I G G T * T P Q K W H L W S
 421 - CTAGTAGACTGGAAAAGGCGTACTGCCAGCTTGAACAGCCCTATGTGTTCAATAAA - 480
 - L V E L E K G V L P Q L E Q P Y V F I K
 - * * S W K K A Y C P S L N S P M C S L N
 - S R A G K R R T A P A * T A L C V H * T
 481 - CGTTCGTATGCCTTAAGCACCAATCACGGCCACAAGGTCGTTGAGCTGTTGCAGAAATG - 540
 - R S D A L S T N H G H K V V E L V A E M
 - V L M P * A P I T A T R S L S W L Q K W
 - F * C L K H Q S R P Q G R * A G C R N G
 541 - GACGGCATTACGTCAGGTCGTAGCGGTATAACACTGGGAGTACTCGTGCCACATGTGGGC - 600
 - D G I Q Y G R S G I T L G V L V P H V G
 - T A F S T V V A V * H W E Y S C H M W A
 - R H S V R S * R Y N T G S T R A T C G R
 601 - GAAACCCCAATTGCATACCGCAATGTTCTTCTCGTAAGAACGGTAATAAGGGAGCCGGT - 660
 - E T P I A Y R N V L L R K N G N K G A G
 - K P Q L H T A M F F F V R T V I R E P V
 - N P N C I P Q C S S S * E R * * G S R W
 661 - GGTACATAGCTATGGCATCGATCTAAAGTCTTATGACTTAGGTGACGAGCTTGGCACTGAT - 720
 - G H S Y G I D L K S Y D L G D E L G T D
 - V I A M A S I * S L M T * V T S L A L I
 - S * L W H R S K V L * L R * R A W H * S
 721 - CCCATTGAAGATTATGAACAAAACCTGGAACACTAAGCATGGCAGTGGTGCCTCCGTGAA - 780
 - P I E D Y E Q N W N T K H G S G A L R E
 - P L K I M N K T G T L S M A V V H S V N
 - H * R L * T K L E H * A W Q W C T P * T
 781 - CTCCTCGTGTAGCTCAATGGAGGTGCAGTCACTCGCTATGTCGACAACAATTTCTGTGGC - 840
 - L T R E L N G G A V T R Y V D N N F C G
 - S L V S S M E V Q S L A M S T T I S V A
 - H S * A Q W R C S H S L C R Q Q F L W P

FIG. 11

841 - CCAGATGGGTACCCTCTTGATTGCATCAAAGATTTTCTCGCACGCGGGCAAGTCAATG - 900
 - P D G Y P L D C I K D F L A R A G K S M
 - Q M G T L L I A S K I F S H A R A S Q C
 - R W V P S * L H Q R F S R T R G Q V N V
 901 - TGCACTCTTTCCGAACAACCTTGATTACATCGAGTCGAAGAGAGGTGTCTACTGCTGCCGT - 960
 - C T L S E Q L D Y I E S K R G V Y C C R
 - A L F P N N L I T S S R R E V S T A A V
 - H S F R T T * L H R V E E R C L L L P *
 961 - GACCATGAGCATGAAATTGCCTGGTTCCTGAGCGCTCTGATAAGAGCTACGAGCACCAG - 1020
 - D H E H E I A W F T E R S D K S Y E H Q
 - T M S M K L P G S L S A L I R A T S T R
 - P * A * N C L V H * A L * * E L R A P D
 1021 - ACACCCTTCGAAATTAAGAGTGCCAAGAAATTTGACACTTTCAAAGGGGAATGCCCAAAG - 1080
 - T P F E I K S A K K F D T F K G E C P K
 - H P S K L R V P R N L T L S K G N A Q S
 - T L R N * E C Q E I * H F Q R G M P K V
 1081 - TTTGTGTTTCTCTTAACCTCAAAGTCAAAGTCATTCAACCACGTGTTGAAAAGAAAAG - 1140
 - F V F P L N S K V K V I Q P R V E K K K
 - L C F L L T Q K S K S F N H V L K R K R
 - C V S S * L K S Q S H S T T C * K E K D
 1141 - ACTGAGGGTTTCATGGGGCTATACGCTCTGTGTACCCTGTTGCATCTCCACAGGAGTGT - 1200
 - T E G F M G R I R S V Y P V A S P Q E C
 - L R V S W G V Y A L C T L L H L H R S V
 - * G F H G A Y T L C V P C C I S T G V *
 1201 - AACAAATGCACTTGTCTACCTTGATGAAATGTAATCATTGCGATGAAGTTTCATGGCAG - 1260
 - N M H L S T L M K C N H C D E V S W Q
 - T I C T C L P * * N V I I A M K F H G R
 - Q Y A L V Y L D E M * S L R * S F M A D
 1261 - ACGTGCAGCTTTCTGAAAGCCACTTGTGAACATTGTGGCACTGAAAATTTAGTTATTGAA - 1320
 - T C D F L K A T C E H C G T E N L V I E
 - R A T F * K P L V N I V A L K I * L L K
 - V R L S E S H L * T L W H * K F S Y * R
 1321 - GGACCTACTACATGTGGGTACCTACTACTAATGCTGTAGTGAATAATGCCATGTCCTGCC - 1380
 - G P T T C G Y L P T N A V V K M P C P A
 - D L L H V G T Y L L M L * * K C H V L P
 - T Y Y M W V P T Y * C C S E N A M S C L
 1381 - TGCAAGACCCAGAGATTGGACCTGAGCATAGTGTTCAGATTATCACAACTCAAAC - 1440
 - C Q D P E I G P E H S V A D Y H N H S N
 - V K T Q R L D L S I V L Q I I T T T Q T
 - S R P R D W T * A * C C R L S Q P L K H
 1441 - ATTGAACTCGACTCCGCAAGGGAGGTAGGACTAGATGTTTTGGAGGCTGTGTGTTGCC - 1500
 - I E T R L R K G G R T R C F G G C V F A
 - L K L D S A R E V G L D V L E A V C L P
 - * N S T P Q G R * D * M F W R L C V C L
 1501 - TATGTTGGCTGCTATAATAAGCGTGCCTACTGGGTTCTCGTCTAGTGTGATATTGGC - 1560
 - Y V G C Y N K R A Y W V P R A S A D I G
 - M L A A I I S V P T G F L V L V L I L A
 - C W L L * * A C L L G S S C * C * Y W L
 1561 - TCAGGCCATACTGGCATTACTGGTGACAATGTGGAGACCTTGAATGAGGATCTCCTTGAG - 1620
 - S G H T G I T G D N V E T L N E D L L E
 - Q A I L A L L V T M W R P * M R I S L R
 - R P Y W H Y W * Q C G D L E * G S P * D
 1621 - ATACTGAGTCGTGAACGTGTTAACATTAACATTGTTGGCGATTTTCATTGAATGAAGAG - 1680
 - I L S R E R V N I N I V G D F H L N E E
 - Y * V V N V L T L T L L A I F I * M K R
 - T E S * T C * H * H C W R F S F E * R G

FIG. 11 Con't

1681 - GTGCCATCATTTTGGCATCTTTCTGCTTCTACAAGTGCCTTTATTGACACTATAAAG - 1740
 - V A I I L A S F S A S T S A F I D T I K
 - L P S F W H L S L L L Q V P L L T L * R
 - C H H F G I F L C F Y K C L Y * H Y K E
 1741 - AGTCTTGATTACAAGTCTTTCAAACCATTGTTGAGTCTGCGGTAACATAAAGTTACC - 1800
 - S L D Y K S F K T I V E S C G N Y K V T
 - V L I T S L S K P L L S P A V T I K L P
 - S * L Q V F Q N H C * V L R * L * S Y Q
 1801 - AAGGGAAGCCCGTAAAAGGTGCTTGAACATTGGACAACAGAGATCAGTTTTAACACCA - 1860
 - K G K P V K G A W N I G Q Q R S V L T P
 - R E S P * K V L G T L D N R D Q F * H H
 - G K A R K R C L E H W T T E I S F N T T
 1861 - CTGTGTGGTTTTCCCTCACAGGCTGCTGGTGTATCAGATCAATTTTTGCGCGCACACTT - 1920
 - L C G F P S Q A A G V I R S I F A R T L
 - C V V F P H R L L V L S D Q F L R A H L
 - V W F S L T G C W C Y Q I N F C A H T *
 1921 - GATGCAGCAAACCACTCAATTCCTGATTTGCAAAGAGCAGCTGCACCATACTTGATGGT - 1980
 - D A A N H S I P D L Q R A A V T I L D G
 - M Q Q T T Q F L I C K E Q L S P Y L M V
 - C S K P L N S * F A K S S C H H T * W Y
 1981 - ATTTCTGAACAGTCATTACGCTTTGTCGACGCCATGGTTTATACTTCAGACCTGCTCACC - 2040
 - I S E Q S L R L V D A M V Y T S D L L T
 - F L N S H Y V L S T P W F I L Q T C S P
 - F * T V I T S C R R H G L Y F R P A H Q
 2041 - AACAGTGTCAATTATTATGGCATATGTAACGGTGGTCTTGTACAACAGACTTCTCAGTGG - 2100
 - N S V I I M A Y V T G G L V Q Q T S Q W
 - T V S L L W H M * L V V L Y N R L L S G
 - Q C H Y Y G I C N W W S C T T D F S V V
 2101 - TTGTCTAATCTTTGGGCACTACTGTTGAAAACTCAGGCCATCTTTGAATGGATTGAG - 2160
 - L S N L L G T T V E K L R P I F E W I E
 - C L I F W A L L L K N S G L S L N G L R
 - V * S F G H Y C * K T Q A Y L * M D * G
 2161 - GCGAAACTAGTGCAGGAGTTGAATTTCTCAAGGATGCTGGGAGATTCTCAAATTTCTC - 2220
 - A K L S A G V E F L K D A W E I L K F L
 - R N L V Q E L N F S R M L G R F S N F S
 - E T * C R S * I S Q G C L G D S Q I S H
 2221 - ATTACAGGTGTTTTGACATCGTCAAGGGTCAAATACAGGTTGCTTCAGATAACATCAAG - 2280
 - I T G V F D I V K G Q I Q V A S D N I K
 - L Q V F L T S S R V K Y R L L Q I T S R
 - Y R C F * H R Q G S N T G C F R * H Q G
 2281 - GATTGTGTAATAATGCTTCATTGATGTTGTTAAACAAGGCACTCGAAATGTGCATTGATCAA - 2340
 - D C V K C F I D V V N K A L E M C I D Q
 - I V * N A S L M L L T R H S K C A L I K
 - L C K M L H * C C * Q G T R N V H * S S
 2341 - GTCATATCGCTGGCGCAAAGTTGGGATCACTCAACTAGGTGAAGTCTTCATCGCTCAA - 2400
 - V T I A G A K L R S L N L G E V F I A Q
 - S L S L A Q S C D H S T * V K S S S L K
 - H Y R W R K V A I T Q L R * S L H R S K
 2401 - AGCAAGGGACTTTACCGTCAGTGTATACGTGGCAAGGAGCAGCTGCAACTACTCATGCCT - 2460
 - S K G L Y R Q C I R G K E Q L Q L L M P
 - A R D F T V S V Y V A R S S C N Y S C L
 - Q G T L P S V Y T W Q G A A A T T H A S
 2461 - CTTAAGGCACCAAAGAAGTAACCTTTCTTGAAGGTGATTCACATGACACAGTACTTACC - 2520
 - L K A P K E V T F L E G D S H D T V L T
 - L R H Q K K * P F L K V I H M T Q Y L P
 - * G T K R S N L S * R * F T * H S T Y L

FIG. 11 Con't

2521 - TCTGAGGAGGTTGTTCTCAAGAACGGTGAAGCTCGAAGCACTCGAGACGCCCGTTGATAGC - 2580
 - S E E V V L K N G E L E A L E T P V D S
 - L R R L F S R T V N S K H S R R P L I A
 - * G G C S Q E R * T R S T R D A R * * L
 2581 - TTCACAAATGGAGCTATCGTCGGCACACCAGTCTGTGTAATGGCCTCATGCTCTTAGAG - 2640
 - F T N G A I V G T P V C V N G L M L L E
 - S Q M E L S S A H Q S V * M A S C S * R
 - H K W S Y R R H T S L C K W P H A L R D
 2641 - ATTAAGGACAAGAACAATACTGCGCATTGTCTCCTGGTTACTGGCTACAAACAATGTC - 2700
 - I K D K E Q Y C A L S P G L L A T N N V
 - L R T K N N T A H C L L V Y W L Q T M S
 - * G Q R T I L R I V S W F T G Y K Q C L
 2701 - TTTCCGTTAAAGGGGTGCACCAATTAAGGTGTAACCTTTGGAGAAGATACTGTTTGG - 2760
 - F R L K K G G A P I K G V T F G E D T V W
 - F A * K G V H Q L K V * P L E K I L F G
 - S L K R G C T N * R C N L W R R Y C L G
 2761 - GAAGTTCAAGGTTACAAGAATGTGAGAATCACATTTGAGCTTGATGAACGTTGACAAA - 2820
 - E V Q G Y K N V R I T F E L D E R V D K
 - K F K V T R M * E S H L S L M N V L T K
 - S S R L Q E C E N H I * A * * T C * Q S
 2821 - GTGCTTAATGAAAAGTGCTCTGTCTACACTGTTGAATCCGGTACCGAAGTTACTGAGTTT - 2880
 - V L N E K C S V Y T V E S G T E V T E F
 - C L M K S A L S T L L N P V P K L L S L
 - A * * K V L C L H C * I R Y R S Y * V C
 2881 - GCATGTGTTGTAGCAGAGGCTGTTGTGAAGACTTACAACCAGTTTCTGATCTCCTTACC - 2940
 - A C V V A E A V V K T L Q P V S D L L T
 - H V L * Q R L L * R L Y N Q F L I S L P
 - M C S R G C C E D F T T S F * S P Y Q
 2941 - AACATGGGTATTGATCTTGATGAGTGGAGTGTAGCTACATTCTACTTATTGATGATGCT - 3000
 - N M G I D L D E W S V A T F Y L F D D A
 - T W V L I L M S G V * L H S T Y L M M L
 - H G Y * S * * V E C S Y I L L I * * C W
 3001 - GGTGAAGAAAACCTTTTCATCAGTATGATTGTTTCCTTTTACCCTCCAGATGAGGAAGAA - 3060
 - G E E N F S S R M Y C S F Y P P D E E E
 - V K K T F H H V C I V P F T L Q M R K K
 - * R K L F I T Y V L F L L P S R * G R R
 3061 - GAGGACGATGCAGAGTGTGAGGAAGAAGAAATGATGAAACCTGTGAACATGAGTACGGT - 3120
 - E D D A E C E E E E I D E T C E H E Y G
 - R T M Q S V R K K K L M K P V N M S T V
 - G R C R V * G R R N * * N L * T * V R Y
 3121 - ACAGAGGATGATTATCAAGGCTCCCTCTGGAATTTGGTGCCTCAGTGAAACAGTTCCGA - 3180
 - T E D D Y Q G L P L E F G A S A E T V R
 - Q R M I I K V S L W N L V P Q L K Q F E
 - R G * L S R S P S G I W C L S * N S S S
 3181 - GTTGAGGAAGAAGAAGAGGAAAGACTGGCTGGATGATACTACTGAGCAATCAGAGATTGAG - 3240
 - V E E E E E E D W L D D T T E Q S E I E
 - L R K K K R K T G W M I L L S N Q R L S
 - * G R R R G R L A G * Y Y * A I R D * A
 3241 - CCAGAACCAGAACCTACACCTGAAGAACCAGTTAATCAGTTTACTGGTTATTTAAAACCT - 3300
 - P E P E P T P E E P V N Q F T G Y L K L
 - Q N Q N L H L K N Q L I S L L V I * N L
 - R T R T Y T * R T S * S V Y W L F K T Y
 3301 - ACTGACAATGTTGCCATTAATGTGTTGACATCGTTAAGGAGGCACAAAGTGCTAATCCT - 3360
 - T D N V A I K C V D I V K E A Q S A N P
 - L T M L P L N V L T S L R R H K V L I L
 - * Q C C H * M C * H R * G G T K C * S Y

FIG. 11 Con't

3361 - ATGGTGATTGTAATGCTGCTAACATACACCTGAAACATGGTGGTGGTGTAGCAGGTGCA - 3420
 - M V I V N A A N I H L K H G G G V A G A
 - W * L * M L L T Y T * N M V V V * Q V H
 - G D C K C C * H T P E T W W W C S R C T
 3421 - CTCAACAAGGCAACCAATGGTGCCATGCAAAAGGAGAGTGATGATTACATTAAGCTAAAT - 3480
 - L N K A T N G A M Q K E S D D Y I K L N
 - S T R ' Q P M V P C K R R V M I T L S * M
 - Q Q G N Q W C H A K G E * * L H * A K W
 3481 - GGCCCTCTTACAGTAGGAGGGTCTTGTGTTGCTTTCTGGACATAATCTTGCTAAGAAGTGT - 3540
 - G P L T V G G S C L L S G H N L A K K C
 - A L L Q * E G L V C F L D I I L L R S V
 - P S Y S R R V L F A F W T * S C * E V S
 3541 - CTGCATGTGTTGGACCTAACCTAAATGCAGGTGAGGACATCCAGCTTCTTAAGGCAGCA - 3600
 - L H V V G P N L N A G E D I Q L L K A A
 - C M L L D L T * M Q V R T S S F L R Q H
 - A C C W T * P K C R * G H P A S * G S I
 3601 - TATGAAAATTTCAATTCACAGGACATCTTACTTGACCATTGTTGTCAGCAGGCATATTT - 3660
 - Y E N F N S Q D I L L A P L L S A G I F
 - M K I S I H R T S Y L H H C C Q Q A Y L
 - * K F Q F T G H L T C T I V V S R H I W
 3661 - GGTGCTAAACCACCTTCAGTCTTTACAAGTGTGCGTGCAGACGGTTCGTACACAGGTTTAT - 3720
 - G A K P L Q S L Q V C V Q T V R T Q V Y
 - V L N H F S L Y K C A C R R F V H R F I
 - C * T T S V F T S V R A D G S Y T G L Y
 3721 - ATTGCAGTCAATGACAAAGCTCTTTATGAGCAGGTTGTCATGGATTATCTTGATAACCTG - 3780
 - I A V N D K A L Y E Q V V M D Y L D N L
 - L Q S M T K L F M S R L S W I I L I T *
 - C S Q * Q S S L * A G C H G L S * * P E
 3781 - AAGCCTAGAGTGAAGCACCTAAACAAGAGGAGCCACCAACACAGAAGATTCCAAAAC - 3840
 - K P R V E A P K Q E E P P N T E D S K T
 - S L E W K H L N K R S H Q T Q K I P K L
 - A * S G S T * T R G A T K H R R F Q N *
 3841 - GAGGAGAAATCTGTCGTACAGAAGCCTGTCGATGTGAAGCCAAAAATTAAGGCCTGCATT - 3900
 - E E K S V V Q K P V D V K P K I K A C I
 - R R N L S Y R S L S M * S Q K L R P A L
 - G E I C R T E A A C R C E A K N * G L H *
 3901 - GATGAGTTACCACAACACTGGAAGAACTAAGTTTCTTACCAATAAGTTACTCTTGT - 3960
 - D E V T T T L E E T K F L T N K L L L F
 - M R L P Q H W K K L S F L P I S Y S C L
 - * G Y H N T G R N * V S Y Q * V T L V C
 3961 - GCTGATATCAATGGTAAGCTTTACCATGATTCTCAGAACATGCTTAGAGGTGAAGATATG - 4020
 - A D I N G K L Y H D S Q N M L R G E D M
 - L I S M V S F T M I L R T C L E V K I C
 - * Y Q W * A L P * F S E H A * R * R Y V
 4021 - TCTTTCCTTGAGAAGGATGCACCTTACATGGTAGGTGATGTTATCACTAGTGGTGATATC - 4080
 - S F L E K D A P Y M V G D V I T S G D I
 - L S L R R M H L T W * V M L S L V V I S
 - F P * E G C T L H G R * C Y H * W * Y H
 4081 - ACTTGTGTTGTAATACCCTCCAAAAGGCTGGTGGCACTACTGAGATGCTCTCAAGAGCT - 4140
 - T C V V I P S K K A G G T T E M L S R A
 - L V L * Y P P K R L V A L L R C S Q E L
 - L C C N T L Q K G W W H Y * D A L K S F
 4141 - TTGAAGAAAGTGCCAGTTGATGAGTATATAACCACGTACCCTGGACAAGGATGTGCTGGT - 4200
 - L K K V P V D E Y I T T Y P G Q G C A G
 - * R K C Q L M S I * P R T L D K D V L V
 - E E S A S * * V Y N H V P W T R M C W L

FIG. 11 Con't

4201 - TATACACTTGAGGAAGCTAAGACTGCTCTTAAGAAATGCAAATCTGCATTTTATGTACTA - 4260
 - Y T L E E A K T A L K K C K S A F Y V L
 - I H L R K L R L L L R N A N L H F M Y Y
 - Y T * G S * D C S * E M Q I C I L C T T

4261 - CCTTCAGAAGCACCTAATGCTAAGGAAGAGATTCTAGGAACGTATCCTGGAATTTGAGA - 4320
 - P S E A P N A K E E I L G T V S W N L R
 - L Q K H L M L R K R F * E L Y P G I * E
 - F R S T * C * G R D S R N C I L E F E R

4321 - GAAATGCTTGCTCATGCTGAAGAGACAAGAAAATTAATGCCTATATGCATGGATGTTAGA - 4380
 - E M L A H A E E T R K L M P I C M D V R
 - K C L L M L K R Q E N * C L Y A W M L E
 - N A C S C * R D K K I N A Y M H G C * S

4381 - GCCATAATGGCAACCATCCAACGTAAGTATAAGGAATTAATAATCAAGAGGGCATCGTT - 4440
 - A I M A T I Q R K Y K G I K I Q E G I V
 - P * W Q P S N V S I K E L K F K R A S L
 - H N G N H . P T * V * R N * N S R G H R *

4441 - GACTATGGTGTCCGATTCTTCTTTATACTAGTAAAGAGCCTGTAGCTTCTATTATTACG - 4500
 - D Y G V R F F F Y T S K E P V A S I I T
 - T M V S D S S F I L V K S L * L L L L R
 - L W C P I L L L Y * * R A C S F Y Y Y E

4501 - AAGCTGAACCTCTCTAAATGAGCCGCTTGTCACAATGCCAATGGTTATGTGACACATGGT - 4560
 - K L N S L N E P L V T M P I G Y V T H G
 - S * T L * M S R L S Q C Q L V M * H M V
 - A E L S K * A A C H N A N W L C D T W F

4561 - TTTAATCTTGAAGAGGCTGCGCGCTGTATGCGTTCTCTTAAAGCTCCTGCCGTAGTGCA - 4620
 - F N L E E A A R C M R S L K A P A V V S
 - L I L K R L R A V C V L L K L L P * C Q
 - * S * R G C A L Y A F S * S S C R S V S

4621 - GTATCATCACCAGATGCTGTTACTACATATAATGGATACCTCACTTCGTCATCAAAGACA - 4680
 - V S S P D A V T T Y N G Y L T S S S K T
 - Y H H Q M L L L H I M D T S L R H Q R H
 - I I T R C C Y Y I * W I P H F V I K D I

4681 - TCTGAGGAGCACTTTGTAGAAACAGTTTCTTTGGCTGGCTTTACAGAGATTGGTCCCTAT - 4740
 - S E E H F V E T V S L A G S Y R D W S Y
 - L R S T L * K Q F L W L A L T E I G P I
 - * G A L C R N S F F G W L L Q R L V L F

4741 - TCAGGACAGCGTACAGAGTTAGGTGTTGAATTTCTTAAGCGTGGTGACAAAATTTGTGTAC - 4800
 - S G Q R T E L G V E F L K R G D K I V Y
 - Q D S V Q S * V L N F L S V V T K L C T
 - R T A Y R V R C * I S * A W * Q N C V P

4801 - CACACTCTGGAGAGCCCCGTCGAGTTTCATCTTGACGGTGAGGTTCTTTCACTTGACAAA - 4860
 - H T L E S P V E F H L D G E V L S L D K
 - T L W R A P S S F I L T V R F F H L T N
 - H S G E P R R V S S * R * G S F T * Q T

4861 - CTAAAGAGTCTCTTATCCCTGCGGGAGGTTAAGACTATAAAAGTGTTCACAACTGTGGAC - 4920
 - L K S L L S L R E V K T I K V F T T V D
 - * R V S Y P C G R L R L * K C S Q L W T
 - K E S L I P A G G * D Y K S V H N C G Q

4921 - AACACTAATCTCCACACACAGCTTGTTGATATGTCTATGACATATGGACAGCAGTTTGGT - 4980
 - N T N L H T Q L V D M S M T Y G Q Q F G
 - T L I S T H S L W I C L * H M D S S L V
 - H * S P H T A C G Y V Y D I W T A V W S

4981 - CCAACATACTGGATGGTGCTGATGTTACAAAATTAACCTCATGTAATCATGAGGGT - 5040
 - P T Y L D G A D V T K I K P H V N H E G
 - Q H T W M V L M L Q K L N L M * I M R V
 - N I L G W C * C Y K N * T S C K S * G *

FIG. 11 Con't

5041 - AAGACTTTCTTTGTA CTACTAGT GATGACACACTAGTGAAGCTTTGAGTACTAC - 5100
 - K T F F V L P S D D T L R S E A F E Y Y
 - R L S L Y Y L V M T H Y V V K L S S T T
 - D F L C T T * * * H T T * * S F R V L P
 5101 - CATACTCTTGATGAGAGTTTCTTGGTAGGTACATGTCTGCTTTAAACCACACAAAGAAA - 5160
 - H T L D E S F L G R Y M S A L N H T K K
 - I L L M R V F L V G T C L L * T T Q R N
 - Y S * * E F S W * V H V C F K P H K E M
 5161 - TGGAAATTTCTCAAGTTGGTGGTTTAACTTCAATTAATGGGCTGATAACAATTGTTAT - 5220
 - W K F P Q V G G L T S I K W A D N N C Y
 - G N F L K L V V * L Q L N G L I T I V I
 - E I S S S W F N F N * M G * * Q L L F
 5221 - TTGTCTAGTGTTTTATTAGCACTTCAACAGCTTGAAGTCAAATTCATGCACCAGCACTT - 5280
 - L S S V L L A L Q Q L E V K F N A P A L
 - C L V F Y * H F N S L K S N S M H Q H F
 - V * C F I S T S T A * S Q I Q C T S T S
 5281 - CAAGAGGCTTATTATAGAGCCCGTGTGGTGATGCTGCTAACTTTTGTGCACTCATACTC - 5340
 - Q E A Y Y R A R A G D A A N F C A L I L
 - K R L I I E P V L V M L L T F V H S Y S
 - R G L L * S P C W * C C * L L C T H T R
 5341 - GCTTACAGTAATAAACTGTTGGCGAGCTTGGTGATGTCAGAGAACTATGACCCATCTT - 5400
 - A Y S N K T V G E L G D V R E T M T H L
 - L T V I K L L A S L V M S E K L * P I F
 - L Q * * N C W R A W * C Q R N Y D P S S
 5401 - CTACAGCATGCTAATTTGGAATCTGCAAAGCGAGTCTTAAATGTGGTGTGTAACATTGT - 5460
 - L Q H A N L E S A K R V L N V V C K H C
 - Y S M L I W N L Q S E F L M W C V N I V
 - T A C * F G I C K A S S * C G V * T L W
 5461 - GGTCAGAAACTACTACCTTAACGGGTGTAGAAGCTGTGATGTATATGGGTACTCTATCT - 5520
 - G Q K T T T L T G V E A V M Y M G T L S
 - V R K L L P * R V * K L * C I W V L Y L
 - S E N Y Y L N G C R S C D V Y G Y S I L
 5521 - TATGATAATCTTAAGACAGGTGTTCCATTCCATGTGTGTGGTGGTGTGATGCTACACAA - 5580
 - Y D N L K T G V S I P C V C G R D A T Q
 - M I I L R Q V F P F H V C V V V M L H N
 - * * S * D R C F H S M C V W S * C Y T I
 5581 - TATCTAGTACAACAAGACTCTTCTTTTGTATGATGTCTGCACCACCTGCTGAGTATAAA - 5640
 - Y L V Q Q E S S F V M M S A P P A E Y K
 - I * Y N K S L L L L * C L H H L L S I N
 - S S T T R V F F F C Y D V C T T C * V * I
 5641 - TTACAGCAAGGTACATCTTATGTGCGAATGAGTACACTGGTAACTATCAGTGTGGTCAT - 5700
 - L Q Q G T F L C A N E Y T G N Y Q C G H
 - Y S K V H S Y V R M S T L V T I S V V I
 - T A R Y I L M C E * V H W * L S V W S L
 5701 - TACTCATATAACTGCTAAGGAGACCCTCTATCGTATTGACGGAGCTCACCTTACAAAG - 5760
 - Y T H I T A K E T L Y R I D G A H L T K
 - T L I * L L R R P S I V L T E L T L Q R
 - H S Y N C * G D P L S Y * R S S P Y K D
 5761 - ATGTCAGAGTACAAAGGACCAGTACTGATGTTTCTACAAGGAAACATCTTACTACTACA - 5820
 - M S E Y K G P V T D V F Y K E T S Y T T
 - C Q S T K D Q * L M F S T R K H L T L Q
 - V R V Q R T S D * C F L Q G N I L H Y N
 5821 - ACCATCAAGCTGTGTCGTATAAACTCGATGGAGTTACTTACACAGAGATTGAACCAAAA - 5880
 - T I K P V S Y K L D G V T Y T E I E P K
 - P S S L C R I N S M E L L T Q R L N Q N
 - H Q A C V V * T R W S Y L H R D * T K I

FIG. 11 Con't

5881 - TTGGATGGGTATTATAAAAAGGATAATGCTTACTATACAGAGCAGCCTATAGACCTTGTA - 5940
 - L D G Y Y K K D N A Y Y T E Q P I D L V
 - W M G I I K R I M L T I Q S S L * T L Y
 - G W V L * K G * C L L Y R A A Y R P C T
 5941 - CCAACTCAACCATTACCAAATGCGAGTTTGGATAATTTCAAACCTCACATGTTCTAACACA - 6000
 - P T Q P L P N A S F D N F K L T C S N T
 - Q L N H Y Q M R V L I I S N S H V L T Q
 - N S T I T K C E F * * F Q T H M F * H K
 6001 - AAATTTGCTGATGATTTAAATCAAATGACAGGCTTCACAAAGCCAGCTTCACGAGAGCTA - 6060
 - K F A D D L N Q M T G F T K P A S R E L
 - N L L M I * I K * Q A S Q S Q L H E S Y
 - I C * * F K S N D R L H K A S F T R A I
 6061 - TCTGTACATTCTCCAGACTTGAATGGCGATGTAGTGGCTATTGACTATAGACACTAT - 6120
 - S V T F F P D L N G D V V A I D Y R H Y
 - L S H S S Q T * M A M * W L L T I D T I
 - C H I L P R L E W R C S G Y * L * T L F
 6121 - TCAGCGAGTTTCAAGAAAGGTGCTAAATTAAGCATAAGCCAATTGTTGGCACATTAAC - 6180
 - S A S F K K G A K L L H K P I V W H I N
 - Q R V S R K V L N Y C I S Q L F G T L T
 - S E F Q E R C * I T A * A N C L A H * P
 6181 - CAGGCTACAACCAAGACAACGTTCAAACCAACACTTGGTGTTTACGTTGTCTTTGGAGT - 6240
 - Q A T T K T T F K P N T W C L R C L W S
 - R L Q P R Q R S N Q T L G V Y V V F G V
 - G Y N Q D N V Q T K H L V F T L S L E Y
 6241 - ACAAAGCCAGTAGATACTTCAAATTCATTGAAGTCTGGCAGTAGAAGACACACAAGGA - 6300
 - T K P V D T S N S F E V L A V E D T Q G
 - Q S Q * I L Q I H L K F W Q * K T H K E
 - K A S R Y F K F I * S S G S R R H T R N
 6301 - ATGGACAATCTTGCTTGTGAAAGTCAACAACCCACCTCTGAAGAAGTAGTGGAAAATCCT - 6360
 - M D N L A C E S Q Q P T S E E V V E N P
 - W T I L L V K V N N P P L K K * W K I L
 - G Q S C L * K S T T H L * R S S G K S Y
 6361 - ACCATACAGAAGGAAGTCATAGAGTGTGACGTGAAAACCTACCGAAGTTGTAGGCAATGTC - 6420
 - T I Q K E V I E C D V K T T E V V G N V
 - P Y R R K S * S V T * K L P K L * A M S
 - H T E G S H R V * R E N Y R S C R Q C H
 6421 - ATACTTAAACCATCAGATGAAGGTGTTAAAGTAAACACAAGAGTTAGGTCATGAGGATCTT - 6480
 - I L K P S D E G V K V T Q E L G H E D L
 - Y L N H Q M K V L K * H K S * V M R I L
 - T * T I R * R C * S N T R V R S * G S Y
 6481 - ATGGCTGCTTATGTGGAAAACACAAGCATTACCATTAAGAAACCTAATGAGCTTTCACTA - 6540
 - M A A Y V E N T S I T I K K P N E L S L
 - W L L M W K T Q A L P L R N L M S F H *
 - G C L C G K H K H Y H * E T * * A F T S
 6541 - GCCTTAGGTTTAAAAACAATTGCCACTCATGGTATTGCTGCAATTAATAGTGTTCCTTGG - 6600
 - A L G L K T I A T H G I A A I N S V P W
 - P * V * K Q L P L M V L L Q L I V F L G
 - L R F K N N C H S W Y C C N * * C S L E
 6601 - AGTAAAATTTGGCTTATGTCAAACCATTCTTAGGACAAGCAGCAATTACAACATCAAAAT - 6660
 - S K I L A Y V K P F L G Q A A I T T S N
 - V K F W L M S N H S * D K Q Q L Q H Q I
 - * N F G L C Q T I L R T S S N Y N I K L
 6661 - TGCCTAAGAGATTAGCACACGTTGTTTAAACAATTATATGCCTTATGTGTTTACATTA - 6720
 - C A K R L A Q R V F N N Y M P Y V F T L
 - A L R D * H N V C L T I I C L M C L H Y
 - R * E I S T T C V * Q L Y A L C V Y I I

FIG. 11 Con't

6721 - TTGTTCCAATTGTGTA CTTTACTAAAAGTACCAATTCTAGAATTAGAGCTTCACTACCT - 6780
 - L F Q L C T F T K S T N S R I R A S L P
 - C S N C V L L L K V P I L E L E L H Y L
 - V P I V Y F Y * K Y Q F * N * S F T T Y
 6781 - ACAACTATTGCTAAAAATAGTGTTAAGAGTGTGCTAAATTATGTTTGGATGCCGGCATT - 6840
 - T T I A K N S V K S V A K L C L D A G I
 - Q L L L K I V L R V L L N Y V W M P A L
 - N Y C * K * C * E C C * I M F G C R H *
 6841 - AATTATGTGAAGTCACCCAAATTTCTAAATTGTTTCAATCGCTATGTGGCTATTGTTG - 6900
 - N Y V K S P K F S K L F T I A M W L L L
 - I M * S H P N F L N C S Q S L C G Y C C
 - L C E V T Q I F * I V H N R Y V A I V V
 6901 - TTAAGTATTTGCTTAGGTTCTCTAATCTGTGTAAGTGTGCTTTTGGTGTACTCTTATCT - 6960
 - L S I C L G S L I C V T A A F G V L L S
 - * V F A * V L * S V * L L L L V Y S Y L
 - K Y L L R F S N L C N C C F W C T L I *
 6961 - AATTTTGGTGTCTCTTCTTATTGTAATGGCGTTAGAGAATTGTATCTTAATTCGTCTAAC - 7020
 - N F G A P S Y C N G V R E L Y L N S S N
 - I L V L L L I V M A L E N C I L I R L T
 - F W C S F L L * W R * R I V S * F V * R
 7021 - GTTACTACTAGGATTTCTGTGAAGGTTCTTTTCTTCAGCATTGTTTAAAGTGGATTA - 7080
 - V T T M D F C E G S F P C S I C L S G L
 - L L L W I S V K V L F L A A F V * V D *
 - Y Y Y G F L * R F F S L Q H L F K W I R
 7081 - GACTCCCTTGATTCTTATCCAGCTCTTGAACCATTGAGTGCAGATTTCATCGTACAAG - 7140
 - D S L D S Y P A L E T I Q V T I S S Y K
 - T P L I L I Q L L K P F R * R F H R T S
 - L P * F L S S S * N H S G D D F I V Q A
 7141 - CTAGACTTGACAATTTTAGGCTGCGCCGAGTGGGTTTGGCATATATGTTGTTTACACA - 7200
 - L D L T I L G L A A E W V L A Y M L F T
 - * T * Q F * V W P L S G F W H I C C S Q
 - R L D N F R S G R * V G F G I Y V V H K
 7201 - AAATCTTTTTATTATTAGGCTTTTCAGCTATAATGCAGGTGTCTTTGGCTATTTTGCT - 7260
 - K F F Y L L G L S A I M Q V F F G Y F A
 - N S F I Y * V F Q L * C R C S L A I L L
 - I L F I R S F S Y N A G V L W L F C *
 7261 - AGTCATTTTCATCAGCAATCTTGCTCATGTGGTTTATCATTAGTATTGTACAAATGGCA - 7320
 - S H F I S N S W L M W F I I S I V Q M A
 - V I S S A I L G S C G L S L V L Y K W H
 - S F H Q Q F L A H V V Y H * Y C T N G T
 7321 - CCCGTTTCTGCAATGGTTAGGATGTACATCTTCTTTGCTTCTTCTACTACATATGGAAG - 7380
 - P V S A M V R M Y I F F A S F Y Y I W K
 - P F L Q W L G C T S S L L L S T T Y G R
 - R F C N G * D V H L L C F F L L H M E E
 7381 - AGCTATGTTTCATATCATGGATGGTTGCACCTCTTCGACTTGCATGATGTGCTATAAGCGC - 7440
 - S Y V H I M D G C T S S T C M M C Y K R
 - A M F I S W M V A P L R L A * C A I S A
 - L C S Y H G W L H L F D L H D V L * A Q
 7441 - AATCGTGCCACACGCGTTGAGTGTAACAATTGTTAATGGCATGAAGAGATCTTTCTAT - 7500
 - N R A T R V E C T T I V N G M K R S F Y
 - I V P H A L S V Q L L L M A * R D L S M
 - S C H T R * V Y N Y C * W H E E I F L C
 7501 - GTCTATGCAAAATGGAGCGGCTTCTGCAAGACTACAATTGGAATTGTCTCAATTGT - 7560
 - V Y A N G G R G F C K T H N W N C L N C
 - S M Q M E A V A S A R L T I G I V S I V
 - L C K W R P W L L Q D S Q L E L S Q L *

FIG. 11 Con't

7561 - GACACATTTTGGCACTGGTAGTACATTCATTAGTGATGAAGTTGCTCGTGATTGTCACTC - 7620
 - D T F C T G S T F I S D E V A R D L S L
 - T H F A L V V H S L V M K L L V I C H S
 - H I L H W * Y I H * * * S C S * F V T P
 7621 - CAGTTTAAAAGACCAATCAACCCTACTGACCAGTCATCGTATATTGTTGATAGTGTGTCT - 7680
 - Q F K R P I N P T D Q S S Y I V D S V A
 - S L K D Q S T L L T S H R I L L I V L L
 - V * K T N Q P Y * P V I V Y C * * C C C
 7681 - GTGAAAAATGGCGCGCTTACCTCTACTTTGACAAGGCTGGTCAAAAGACCTATGAGAGA - 7740
 - V K N G A L H L Y F D K A G Q K T Y E R
 - * K M A R F T S T L T R L V K R P M R D
 - E K W R A S P L L * Q G W S K D L * E T
 7741 - CATCCGCTCTCCCATTTTGTCAATTTAGACAATTTGAGAGCTAACAACTAAAGGTTCA - 7800
 - H P L S H F V N L D N L R A N N T K G S
 - I R S P I L S I * T I * E L T T L K V H
 - S A L P F C Q F R Q F E S * Q H * R F T
 7801 - CTGCCATTAAATGTCATAGTTTTTGTGATGGCAAGTCCAAATGCGACGAGTCTGCTTCTAAG - 7860
 - L P I N V I V F D G K S K C D E S A S K
 - C L L M S * F L M A S P N A T S L L L S
 - A Y * C H S F * W Q V Q M R R V C F * V
 7861 - TCTGCTTCTGTACTACAGTCAGCTGATGTGCCAACCTATTCTGTTGCTTGACCAAGCT - 7920
 - S A S V Y Y S Q L M C Q P I L L L D Q A
 - L L L C T T V S * C A N L F C C L T K L
 - C F C V L Q S A D V P T Y S V A * P S S
 7921 - CTTGTATCAAACGTTGGAGATAGTACTGAAGTTCCGTTAAGATGTTTGTGCTTATGTC - 7980
 - L V S N V G D S T E V S V K M F D A Y V
 - L Y Q T L E I V L K F P L R C L M L M S
 - C I K R W R * Y * S F R * D V * C L C R
 7981 - GACACTTTTTCAGCAACTTTTAGTGTTCCTATGGAAAACTTAAGGCACTTGTGTCTACA - 8040
 - D T F S A T F S V P M E K L K A L V A T
 - T P F Q Q L L V F L W K N L R H L L L Q
 - H L F S N F * C S Y G K T * G T C C Y S
 8041 - GCTCACAGCGAGTTAGCAAAGGTGTAGCTTTAGATGGTGTCTTTCTACATTCGTGTCA - 8100
 - A H S E L A K G V A L D G V L S T F V S
 - L T A S * Q R V * L * M V S F L H S C Q
 - S Q R V S K G C S F R W C P F Y I R V S
 8101 - GCTGCCCCACAAGGTGTGTGATACCGATGTTGACACAAAGGATGTTATTGAATGTCTC - 8160
 - A A R Q G V V D T D V D T K D V I E C L
 - L P D K V L L I P M L T Q R M L L N V S
 - C P T R C C * Y R C * H K G C Y * M S Q
 8161 - AAACCTTTCACATCACTCTGACTTAGAAGTGACAGGTGACAGTTGTAACAATTTTCATGCTC - 8220
 - K L S H H S D L E V T G D S C N N F M L
 - N F H I T L T * K * Q V T V V T I S C S
 - T F T S L * L R S D R * Q L * Q F H A H
 8221 - ACCTATAATAAGGTTGAAAACATGACGCCAGAGATCTTGGCGCATGTATTGACTGTAAT - 8280
 - T Y N K V E N M T P R D L G A C I D C N
 - P I I R L K T * R P E I L A H V L T V M
 - L * * G * K H D A Q R S W R M Y * L * C
 8281 - GCAAGGCATATCAATGCCCAAGTAGCAAAAAGTCACAATGTTTCACTCATCTGGAATGTA - 8340
 - A R H I N A Q V A K S H N V S L I W N V
 - Q G I S M P K * Q K V T M F H S S G M *
 - K A Y Q C P S S K K S Q C F T H L E C K
 8341 - AAAGACTACATGTCTTTATCTGAACAGCTGCGTAAACAAATTCGTACTGCTGCCAAGAAG - 8400
 - K D Y M S L S E Q L R K Q I R T A A K K
 - K T T C L Y L N S C V N K F V L L P R R
 - R L H V F I * T A A * T N S Y C C Q E E

FIG. 11 Con't

8401 - AACACATACCTTTTACACTAACTTGTGCTACAACCTAGACAGGTTGCAATGTCATAACT - 8460
 - N N I P F T L T C A T T R Q V V N V I T
 - T T Y L L H * L V L Q L D R L S M S * L
 - Q H T F Y T N L C Y N * T G C Q C H N Y
 8461 - ACTAAATCTCACTCAAGGGTGGTAAGATTGTTAGTACTTGTTTAAACTTATGCTTAAG - 8520
 - T K I S L K G G K I V S T C F K L M L K
 - L S I H S R V V R L L V L V L N L C L R
 - * N L T Q G W * D C * Y L F * T Y A * G
 8521 - GCCACATTATTGTGCGTTCTTGTGTCATTGGTTTGTATATCGTTATGCCAGTACATACA - 8580
 - A T L L C V L A A L V C Y I V M P V H T
 - P H Y C A F L L H W F V I S L C Q Y I H
 - H I I V R S C C I G L L Y R Y A S T Y I
 8581 - TTGTCAATCCATGATGGTTACACAAATGAAATCATTGGTTACAAAGCCATTGAGGATGGT - 8640
 - L S I H D G Y T N E I I G Y K A I Q D G
 - C Q S M M V T Q M K S L V T K P F R M V
 - V N P * W L H K * N H W L Q S H S G W C
 8641 - GTCACCTCGTGACATCATTTCTACTGATGATTGTTTTGCAAATAAACATGCTGGTTTTGAC - 8700
 - V T R D I I S T D D C F A N K H A G F D
 - S L V T S F L L M I V L Q I N M L V L T
 - H S * H H F Y * * L F C K * T C W F * R
 8701 - GCATGGTTTTAGCCAGCGTGGTGGTTCATACAAAAATGACAAAAGCTGCCCTGTAGTAGCT - 8760
 - A W F S Q R G G S Y K N D K S C P V V A
 - H G L A S V V V H T K M T K A A L * * L
 - M V * P A W W F I Q K * Q K L P C S S C
 8761 - GCTATCATTACAAGAGAGATTGGTTTTCATAGTGCCTGGCTTACCGGTTACTGTGCTGACA - 8820
 - A I I T R E I G F I V P G L P G T V L R
 - L S L Q E R L V S * C L A Y R V L C * E
 - Y H Y K R D W F H S A W L T G Y C A E S
 8821 - GCAATCAATGGTGACTTCTTGCATTTTCTACCTCGTGTTTTTAGTGTGTTGGCAACATT - 8880
 - A I N G D F L H F L P R V F S A V G N I
 - Q S M V T S C I F Y L V F L V L L A T F
 - N Q W * L L A F S T S C F * C C W Q H L
 8881 - TGCTACACACCTTCCAAACTCATTGAGTATAGTATTTGCTACCTCTGCTTGGTTCTT - 8940
 - C Y T P S K L I E Y S D F A T S A C V L
 - A T H L P N S L S I V I L L P L L A F L
 - L H T F Q T H * V * * F C Y L C L R S C
 8941 - GCTGCTGAGTGTACAATTTTAAAGGATGCTATGGGCAAACCTGTGCCATATTGTTATGAC - 9000
 - A A E C T I F K D A M G K P V P Y C Y D
 - L L S V Q F L R M L W A N L C H I V M T
 - C * V Y N F * G C Y G Q T C A I L L * H
 9001 - ACTAATTTGCTAGAGGGTCTATTTCTATAGTGAGCTTCGTCAGACACTCGTTATGTG - 9060
 - T N L L E G S I S Y S E L R P D T R Y V
 - L I C * R V L F L I V S F V Q T L V M C
 - * F A R G F Y F L * * A S S R H S L C A
 9061 - CTTATGGATGGTTCCATCATACAGTTTCTAACACTTACCTGGAGGGTTCTGTTAGAGTA - 9120
 - L M D G S I I Q F P N T Y L E G S V R V
 - L W M V P S Y S F L T L T W R V L L E *
 - Y G W F H H T V S * H L P G G F C * S S
 9121 - GTAACAACCTTTTGTGCTGAGTACTGTAGACATGGTACATGCGAAAGGTCAGAAGTAGGT - 9180
 - V T T F D A E Y C R H G T C E R S E V G
 - * Q L L M L S T V D M V H A K G Q K * V
 - N N F * C * V L * T W Y M R K V R S R Y
 9181 - ATTTGCCCTATCTACCAGTGGTAGATGGGTTCTTAATAATGAGCATTACAGAGCTCTATCA - 9240
 - I C L S T S G R W V L N N E H Y R A L S
 - F A Y L P V V D G F L I M S I T E L Y Q
 - L P I Y Q W * M G S * * * A L Q S S I R

FIG. 11 Con't

9241 - GGAGTTTTCTGTGGTGTGATGCGATGAATCTCATAGCTAACATCTTTACTCCTCTTG - 9300
 - G V F C G V D A M N L I A N I F T P L V
 - E F S V V L M R * I S * L T S L L L L C
 - S F L W C * C D E S H S * H L Y S S C A
 9301 - CAACCTGTGGGTGCTTTAGATGTGTCTGCTTCAGTAGTGGCTGGTGGTATTATTGCCATA - 9360
 - Q P V G A L D V S A S V V A G G I I A I
 - N L W V L * M C L L Q * W L V V L L P Y
 - T C G C F R C V C F S S G W W Y Y C H I
 9361 - TTGGTGACTTGTGCTGCCTACTACTTTTATGAAATTCAGACGTGTTTTTGGTGAGTACAAC - 9420
 - L V T C A A Y Y F M K F R R V F G E Y N
 - W * L V L P T T L * N S D V F L V S T T
 - G D L C C L L L Y E I Q T C F W * V Q P
 9421 - CATGTTGTTGCTGCTAATGCACCTTTGTTTTGATGCTTTTACTATACTCTGTCTGGTA - 9480
 - H V V A A N A L L F L M S F T I L C L V
 - M L L L L M H F C F * C L S L Y S V W Y
 - C C C C * C T F V F D V F H Y T L S G T
 9481 - CCAGCTTACAGCTTTCTGCCGGGAGTCTACTCAGTCTTTTACTTGTACTTGACATTCTAT - 9540
 - P A Y S F L P G V Y S V F Y L Y L T F Y
 - Q L T A F C R E S T Q S F T C T * H S I
 - S L Q L S A G S L L S L L L V L D I L F
 9541 - TTCACCAATGATGTTTCATTCTGGCTCACCTTCAATGGTTTGCCATGTTTTCTCCTATT - 9600
 - F T N D V S F L A H L Q W F A M F S P I
 - S P M M F H S W L T F N G L P C F L L L
 - H Q * C F I L G S P S M V C H V F S Y C
 9601 - GTGCCTTTTGGATAACAGCAATCTATGTATTCTGTATTTCTCTGAAGCACTGCCATTGG - 9660
 - V P F W I T A I Y V F C I S L K H C H W
 - C L F G * Q Q S M Y S V F L * S T A I G
 - A F L D N S N L C I L Y F S E A L P L V
 9661 - TTCTTTAAACAATCTTAGGAAAAGAGTCATGTTAATGGAGTTACATTAGTACCTTC - 9720
 - F F N N Y L R K R V M F N G V T F S T F
 - S L T T I L G K E S C L M E L H L V P S
 - L * Q L S * E K S H V * W S Y I * Y L R
 9721 - GAGGAGGCTGCTTTTGTGTACCTTTTGTCAACAAGGAAATGTACCTAAAATTGCGTAGC - 9780
 - E E A A L C T F L L N K E M Y L K L R S
 - R R L L C V P F C S T R K C T * N C V A
 - G G C F V Y L F A Q Q G N V P K I A * R
 9781 - GAGACACTGTTGCCACTTACACAGTATAACAGGTATCTTGCTCTATATAACAAGTACAAG - 9840
 - E T L L P L T Q Y N R Y L A L Y N K Y K
 - R H C C H L H S I T G I L L Y I T S T S
 - D T V A T Y T V * Q V S C S I * Q V Q V
 9841 - TATTTCACTGGAGCCTTAGATACTACCAGCTATCGTGAAGCAGCTTGCTGCCACTTAGCA - 9900
 - Y F S G A L D T T S Y R E A A C C H L A
 - I S V E P * I L P A I V K Q L A A T * Q
 - F Q W S L R Y Y Q L S * S S L L P L S K
 9901 - AAGGCTCTAAATGACTTTAGCAACTCAGGTGCTGATGTTCTCTACCAACCACCACAGACA - 9960
 - K A L N D F S N S G A D V L Y Q P P Q T
 - R L * M T L A T Q V L M F S T N H H R H
 - G S K * L * Q L R C * C S L P T T T D I
 9961 - TCAATCACTTCTGCTGTTCTGCAGAGTGGTTTTAGGAAAATGGCATTCCTCCGTCAGGCAA - 10020
 - S I T S A V L Q S G F R K M A F P S G K
 - Q S L L L F C R V V L G K W H S R Q A K
 - N H F C C S A E W F * E N G I P V R Q S
 10021 - GTTGAAGGGTGCATGGTACAAGTAACCTGTGGAACCTACAACCTTAAATGGATTGTGGTTG - 10080
 - V E G C M V Q V T C G T T T L N G L W L
 - L K G A W Y K * P V E L Q L L M D C G W
 - * R V H G T S N L W N Y N S * W I V V G

FIG. 11 Con't

10081 - GATGACACAGTATACTGTCCAAGACATGTCATTTGCACAGCAGAAGACATGCTTAATCCT - 10140
 - D D T V Y C P R H V I C T A E D M L N P
 - M T Q Y T V Q D M S F A Q Q K T C L I L
 - * H S I L S K T C H L H S R R H A * S *
 10141 - AACTATGAAGATCTGCTCATTTCGCAAATCCAACCATAGCTTTCTTGTTCAGGCTGGCAAT - 10200
 - N Y E D L L I R K S N H S F L V Q A G N
 - T M K I C S F A N P T I A F L F R L A M
 - L * R S A H S Q I Q P * L S C S G W Q C
 10201 - GTTCAACTTCGTGTTATTGGCCATTCTATGCAAATTTGTCTGCTTAGGCTTAAAGTTGAT - 10260
 - V Q L R V I G H S M Q N C L L R L K V D
 - F N F V L L A I L C K I V C L G L K L I
 - S T S C Y W P F Y A K L S A * A * S * Y
 10261 - ACTTCTAACCCCTAAGACACCCCAAGTATAAATTTGTCCGTATCCAACCTGGTCAAACATTT - 10320
 - T S N P K T P K Y K F V R I Q P G Q T F
 - L L T L R H P S I N L S V S N L V K H F
 - F * P * D T Q V * I C P Y P T W S N I F
 10321 - TCAGTTCTAGCATGTACAATGGTTCACCATCTGGTGTATCAGTGTGCCATGAGACCT - 10380
 - S V L A C Y N G S P S G V Y Q C A M R P
 - Q F * H A T M V H H L V F I S V P * D L
 - S S S M L Q W F T I W C L S V C H E T *
 10381 - AATCATACCATTAAGGTTCTTTCTTAATGGATCATGTGGTAGTGTGGTTTTAACATT - 10440
 - N H T I K G S F L N G S C G S V G F N I
 - I I P L K V L S L M D H V V V L V L T L
 - S Y H * R F F P * W I M W * C W F * H *
 10441 - GATTATGATTGCGTGCTTTCTGCTATATGCATCATATGGAGCTTCCAACAGGAGTACAC - 10500
 - D Y D C V S F C Y M H H M E L P T G V H
 - I M I A C L S A I C I I W S F Q Q E Y T
 - L * L R V F L L Y A S Y G A S N R S T R
 10501 - GCTGGTACTGACTTAGAAGGTAATTTCTATGGTCCATTTGTTGACAGACAAATGCACAG - 10560
 - A G T D L E G K F Y G P F V D R Q T A Q
 - L V L T * K V N S M V H L L T D K L H R
 - W Y * L R R * I L W S I C * Q T N C T G
 10561 - GCTGCAGGTACAGACACAACCATAACATTAATGTTTTGGCATGGCTGTATGCTGCTGTT - 10620
 - A A G T D T T I T L N V L A W L Y A A V
 - L Q V Q T Q P * H * M F W H G C M L L L
 - C R Y R H N H N I K C F G M A V C C C Y
 10621 - ATCAATGGTGATAGTGGTTCTTAATAGCTCACCCTACTTTGAATGACTTTAACCTT - 10680
 - I N G D R W F L N R F T T T L N D F N L
 - S M V I G G F L I D S P L L * M T L T L
 - Q W * * V V S * * I H H Y F E * L * P C
 10681 - GTGGCAATGAAGTACAACCTATGAACCTTTGACACAAGATCATGTTGACATATTGGGACCT - 10740
 - V A M K Y N Y E P L T Q D H V D I L G P
 - W Q * S T T M N L * H K I M L T Y W D L
 - G N E V Q L * T F D T R S C * H I G T S
 10741 - CTTTCTGCTCAAACAGGAATTGCCGTCTTAGATATGTGTGCTGCTTTGAAAGAGCTGCTG - 10800
 - L S A Q T G I A V L D M C A A L K E L L
 - F L L K Q E L P S * I C V L L * K S C C
 - F C S N R N C R L R Y V C C F E R A A A
 10801 - CAGAATGGTATGAATGGTCTACTATCCTTGGTAGCACTATTTTAGAAGATGAGTTTACA - 10860
 - Q N G M N G R T I L G S T I L E D E F T
 - R M V * M V V L S L V A L F * K M S L H
 - E W Y E W S Y Y P W * H Y F R R * V Y T
 10861 - CCATTTGATGTTGTTAGACAATGCTCTGGTGTACCTTCCAAGGTAAGTTCAAGAAAAT - 10920
 - P F D V V R Q C S G V T F Q G K F K K I
 - H L M L L D N A L V L P S K V S S R K L
 - I * C C * T M L W C Y L P R * V Q E N C

FIG. 11 Con't

10921 - GTTAAGGGCACTCATCATTGGATGCTTTTAACTTTCTTGACATCACTATTGATTCTTGTT - 10980
 - V K G T H H W M L L T F L T S L L I L V
 - L R A L I I G C F * L S * H H Y * F L F
 - * G H S S L D A F N F L D I T I D S C S

10981 - CAAAGTACACAGTGGTCACTGTTTTCTTTGTTTACGAGAATGCTTTCTTGCCATTTACT - 11040
 - Q S T Q W S L F F F V Y E N A F L P F T
 - K V H S G H C F S L F T R M L S C H L L
 - K Y T V V T V F L C L R E C F L A I Y S

11041 - CTTGGTATTATGGCAATTGCTGCATGTGCTATGCTGCTTGTAAAGCATAAGCAGCATT - 11100
 - L G I M A I A A C A M L L V K H K H A F
 - L V L W Q L L H V L C C L L S I S T H S
 - W Y Y G N C C M C Y A A C * A * A R I L

11101 - TTGTGCTTGTCTTCTGTTACCTTCTTGGCAACAGTTGCTTACTTTAATATGGTCTACATG - 11160
 - L C L F L L P S L A T V A Y F N M V Y M
 - C A C F C Y L L L Q Q L L T L I W S T C
 - V L V S V T F S C N S C L L * Y G L H A

11161 - CCTGCTAGCTGGGTGATGCGTATCATGACATGGCTTGAATTGGCTGACACTAGCTTGTCT - 11220
 - P A S W V M R I M T W L E L A D T S L S
 - L L A G * C V S * H G L N W L T L A C L
 - C * L G D A Y H D M A * I G * H * L V W

11221 - GGTATAGGCTTAAGGATTGTGTATGTATGCTTACGCTTTAGTTTTGCTTATTCTCATG - 11280
 - G Y R L K D C V M Y A S A L V L L I L M
 - V I G L R I V L C M L Q L * F C L F S *
 - L * A * G L C Y V C F S F S F A Y S H D

11281 - ACAGCTCGCACTGTTTATGATGATGCTGCTAGACGTTTGGCACTGATGAATGTCATT - 11340
 - T A R T V Y D D A A R R V W T L M N V I
 - Q L A L F M M M L L D V F G H * * M S L
 - S S H C L * * C C * T C L D T D E C H Y

11341 - ACACTGTTTTACAAAGTCTACTATGGTAATGCTTTAGATCAAGCTATTTCCATGTGGGCC - 11400
 - T L V Y K V Y Y G N A L D Q A I S M W A
 - H L F T K S T M V M L * I K L F P C G P
 - T C L Q S L L W * C F R S S Y F H V G L

11401 - TTAGTTATTTCTGTAACCTCTAATCTTCTGGTGTGTTACGACTATCATGTTTTAGCT - 11460
 - L V I S V T S N Y S G V V T T I M F L A
 - * L F L * P L T I L V S L R L S C F * L
 - S Y F C N L * L F W C R Y D Y H V F S *

11461 - AGAGCTATAGTGTGTTGTGTTGAGTATTACCCATTGTTATTTATTACTGGCAACACC - 11520
 - R A I V F V C V E Y Y P L L F I T G N T
 - E L * C L C V L S I T H C Y L L L A T P
 - S Y S V C V C * V L P I V I Y Y W Q H L

11521 - TTACAGTGTATCATGCTTGTGTTTATTGTTTCTTAGGCTATTGTTGCTGCTACTTTGGC - 11580
 - L Q C I M L V Y C F L G Y C C C C Y F G
 - Y S V S C L F I V S * A I V A A A T L A
 - T V Y H A C L L F L R L L L L L L L W P

11581 - CTTTTCTGTTTACTCAACCGTTACTTCAGGCTTACTCTGGTGTATGACTACTTGGTC - 11640
 - L F C L L N R Y F R L T L G V Y D Y L V
 - F S V Y S T V T S G L L L V F M T T W S
 - F L F T Q P L L Q A Y S W C L * L L G L

11641 - TCTACACAAGAATTTAGGTATATGAACTCCCAGGGCTTTTGCCTCCTAAGAGTAGTATT - 11700
 - S T Q E F R Y M N S Q G L L P P K S S I
 - L H K N L G I * T P R G F C L L R V V L
 - Y T R I * V Y E L P G A F A S * E * Y *

11701 - GATGCTTTCAAGCTTAACATTAAGTTGTTGGGTATTGGAGGTAACCATGTATCAAGGTT - 11760
 - D A F K L N I K L L G I G G K P C I K V
 - M L S S L T L S C W V L E V N H V S R L
 - C F Q A * H * V V G Y W R * T M Y Q G C

FIG. 11 Con't

11761 - GCTACTGTACAGTCTAAAATGTCTGACGTAAAGTGACATCTGTGGTACTGCTCTCGGTT - 11820
 - A T V Q S K M S D V K C T S V V L L S V
 - L L Y S L K C L T * S A H L W Y C S R F
 - Y C T V * N V * R K V H I C G T A L G S
 11821 - CTTCAACAACCTAGAGTAGAGTCACTCTTCTAAATTTGGGGACAATGTGTACAACCTCCAC - 11880
 - L Q Q L R V E S S S K L W A Q C V Q L H
 - F N N L E * S H L L N C G H N V Y N S T
 - S T T * S R V I F * I V G T M C T T P Q
 11881 - AATGATATTCTTCTTGCAAAAGACACAACCTGAAGCTTTCGAGAAGATGGTTTCTCTTTTG - 11940
 - N D I L L A K D T T E A F E K M V S L L
 - M I F F L Q K T Q L K L S R R W F L F C
 - * Y S S C K R H N * S F R E D G F S F V
 11941 - TCTGTTTTGCTATCCATGCAGGGTGTGTAGACATTAATAGGTTGTGCGAGGAAATGCTC - 12000
 - S V L L S M Q G A V D I N R L C E E M L
 - L F C Y P C R V L * T L I G C A R K C S
 - C F A I H A G C C R H * * V V R G N A R
 12001 - GATAACCGTGTACTCTTCAGGCTATTGCTTCAGAATTTAGTTCTTTACCATCATATGCC - 12060
 - D N R A T L Q A I A S E F S S L P S Y A
 - I T V L L F R L L L Q N L V L Y H H M P
 - * P C Y S S G Y C F R I * F F T I I C R
 12061 - GCTTATGCCACTGCCAGGAGGCTATGAGCAGGCTGTAGCTAATGGTGATTCTGAAGTC - 12120
 - A Y A T A Q E A Y E Q A V A N G D S E V
 - L M P L P R R P M S R L * L M V I L K S
 - L C H C P G G L * A G C S * W * F * S R
 12121 - GTTCTCAAAAAGTTAAAGAAATCTTTGAATGTGGCTAAATCTGAGTTTGACCGTGATGCT - 12180
 - V L K K L K K S L N V A K S E F D R D A
 - F S K S * R N L * M W L N L S L T V M L
 - S Q K V K E I F E C G * I * V * P * C C
 12181 - GCCATGCCAAGTTGGAAGATGGCAGATCAGGCTATGACCCAAATGTACAACAG - 12240
 - A M Q R K L E K M A D Q A M T Q M Y K Q
 - P C N A S W K R W Q I R L * P K C T N R
 - H A T Q V G K D G R S G Y D P N V Q T G
 12241 - GCAAGATCTGAGGACAAGAGGGCAAAAGTAACTAGTCTATGCAAACAATGCTCTTCACT - 12300
 - A R S E D K R A K V T S A M Q T M L F T
 - Q D L R T R G Q K * L V L C K Q C S S L
 - K I * G Q E G K S N * C Y A N N A L H Y
 12301 - ATGCTTAGGAAGCTTGATAATGATGCACTTAACAACATTATCAACAATGCGCGTGATGGT - 12360
 - M L R K L D N D A L N N I I N N A R D G
 - C L G S L I M M H L T T L S T M R V M V
 - A * E A * * * C T * Q H Y Q Q C A * W L
 12361 - TGTGTTCCACTCAACATCATACCATTGACTACAGCAGCCAAACTCATGGTTGTTGTCCCT - 12420
 - C V P L N I I P L T T A A K L M V V V P
 - V F H S T S Y H * L Q Q P N S W L L S L
 - C S T Q H H T I D Y S S Q T H G C C P *
 12421 - GATTATGGTACCTACAAGAACACTTGTGATGGTAACACCTTTACATATGCATCTGCACTC - 12480
 - D Y G T Y K N T C D G N T F T Y A S A L
 - I M V P T R T L V M V T P L H M H L H S
 - L W Y L Q E H L * W * H L Y I C I C T L
 12481 - TGGAAATCCAGCAAGTTGTTGATGCGGATAGCAAGATTGTTCAACTTAGTGAAATTAAC - 12540
 - W E I Q Q V V D A D S K I V Q L S E I N
 - G K S S K L L M R I A R L F N L V K L T
 - G N P A S C * C G * Q D C S T * * N * H
 12541 - ATGACAATTACCAAATTTGGCTTGGCTCTTATTGTTACAGCTTAAGAGCCAACCTCA - 12600
 - M D N S P N L A W P L I V T A L R A N S
 - W T I H Q I W L G L L L L Q L * E P T Q
 - G Q F T K F G L A S Y C Y S S K S Q L S

FIG. 11 Con't

12601 - GCTGTAAACTACAGAATAATGAACTGAGTCCAGTAGCACTACGACAGATGTCCTGTGCG - 12660
 - A V K L Q N N E L S P V A L R Q M S C A
 - L L N Y R I M N * V Q * H Y D R C P V R
 - C * T T E * * T E S S S T T T D V L C G

12661 - GCTGGTACCACAAAACAGCTTGTACTGATGACAATGCACTTGCCTACTATAACAATTG - 12720
 - A G T T Q T A C T D D N A L A Y Y N N S
 - L V P H K Q L V L M T M H L P T I T I R
 - W Y H T N S L Y * * Q C T C L L * Q F E

12721 - AAGGGAGGTAGGTTTGTGCTGGCATTACTATCAGACCACCAAGATCTCAAATGGGCTAGA - 12780
 - K G G R F V L A L L S D H Q D L K W A R
 - R E V G L C W H Y Y Q T T K I S N G L D
 - G R * V C A G I T Y I R P P R S Q M G * I

12781 - TTCCTAAGAGTGATGGTACAGGTACAATTTACACAGAAGTGAACACCTTGTAGGTTT - 12840
 - F P K S D G T G T I Y T E L E P P C R F
 - S L R V M V Q V Q F T Q N W N H L V G L
 - P * E * W Y R Y N L H R T G T T L * V C

12841 - GTTACAGACACACAAAAGGGCCTAAAGTAAAATACTTGTACTTCATCAAAGGCTTAAAC - 12900
 - V T D T P K G P K V K Y L Y F I K G L N
 - L Q T H Q K G L K * N T C T S S K A * T
 - Y R H T K R A * S E I L V L H Q R L K Q

12901 - AACCTAAATAGAGGTATGGTCTGGGCGAGTTTGTAGTGTACAGTACGTCTTCAGGCTGGA - 12960
 - N L N R G M V L G S L A A T V R L Q A G
 - T * I E V W C W A V * L L Q Y V F R L E
 - P K * R Y G A G Q F S C Y S T S S G W K

12961 - AATGCTACAGAAGTACCTGCCAATCAACTGTGCTTTCCTTCTGTGCTTTTGCAGTAGAC - 13020
 - N A T E V P A N S T V L S F C A F A V D
 - M L Q K Y L P I Q L C F P S V L L Q * T
 - C Y R S T C Q F N C A F L L C F C S R P

13021 - CCTGCTAAAGCATATAAGGATTACCTAGCAAGTGGAGGACAACCAATCACCAACTGTGTG - 13080
 - P A K A Y K D Y L A S G G Q P I T N C V
 - L L K H I R I T * Q V E D N Q S P T V *
 - C * S I * G L P S K W R T T N H Q L C E

13081 - AAGATGTTGTGTACACACTGGTACAGGACAGGCAATTACTGTAAACACCAGAAGCTAAC - 13140
 - K M L C T H T G T G Q A I T V T P E A N
 - R C C V H T L V Q D R Q L L * H Q K L T
 - D V V Y T H W Y R T G N Y C N T R S * H

13141 - ATGGACCAAGAGTCCTTTGGTGGTGTTCATGTTGTCTGTATTGTAGATGCCACATTGAC - 13200
 - M D Q E S F G G A S C C L Y C R C H I D
 - W T K S P L V V L H V V C I V D A T L T
 - G P R V L W W C F M L S V L * M P H * P

13201 - CATCCAAATCCTAAAGGATTCTGTGACTTGAAGGTAAGTACGTCCAAATACCTACCACT - 13260
 - H P N P K G F C D L K G K Y V Q I P T T
 - I Q I L K D S V T * K V S T S K Y L P L
 - S K S * R I L * L E R * V R P N T Y H L

13261 - TGTGCTAATGACCCAGTGGGTTTTACTTGTAGAAACACAGTCTGTACCGTCTGCGGAATG - 13320
 - C A N D P V G F T L R N T V C T V C G M
 - V L M T Q W V L H L E T Q S V P S A E C
 - C * * P S G F Y T * K H S L Y R L R N V

13321 - TGGAAAGGTTATGGCTGTAGTTGTGACCAACTCCGCGAACCCTTGATGCAGTCTGCGGAT - 13380
 - W K G Y G C S C D Q L R E P L M Q S A D
 - G K V M A V V V T N S A N P * C S L R M
 - E R L W L * L * P T P R T L D A V C G C

13381 - GCATCAACGTTTTTAAACGGGTTTGGCGTGAAGTGCAGCCCGTCTTACACCGTGCGGCA - 13440
 - A S T F L N G F A V * V Q P V L H R A A
 - H Q R F * T G L R C K C S P S Y T V R H
 - I N V F K R V C G V S A A R L T P C G T

FIG. 11 Con't

13441 - CAGGCACTAGTACTGATGTCGTCTACAGGGCTTTTGATATTTACAACGAAAAAAGTGCTG - 13500
 - Q A L V L M S S T G L L I F T T K K V L
 - R H * Y * C R L Q G F * Y L Q R K K C W
 - G T S T D V V Y R A F D I Y N E K S A G
 13501 - GTTTTGCAAAGTTCCTAAAACTAATTGCTGTCGCTTCCAGGAGAAGGATGAGGAAGGCA - 13560
 - V L Q S S * K L I A V A S R R R M R K A
 - F C K V P K N * L L S L P G E G * G R Q
 - F A K F L K T N C C R F Q E K D E E G N
 13561 - ATTTATTAGACTCTACTTTGTAGTTAAGAGGCATACTATGTCTAACTACCAACATGAAG - 13620
 - I Y * T L T L * L R G I L C L T T N M K
 - F I R L L L C S * E A Y Y V * L P T * R
 - L L D S Y F V V K R H T M S N Y Q H E E
 13621 - AGACTATTTATAACTTGGTTAAAGATTGTCCAGCGTTGCTGTCCATGACTTTTCAAGT - 13680
 - R L F I T W L K I V Q R L L S M T F S S
 - D Y L * L G * R L S S G C C P * L F Q V
 - T I Y N L V K D C P A V A V H D F F K F
 13681 - TTAGAGTAGATGGTGACATGGTACCACATATATCACGTCAGCGTCTAACTAAATACACAA - 13740
 - L E * M V T W Y H I Y H V S V * L N T Q
 - * S R W * H G T Y I T S A S N * I H N
 - R V D G D M V P H I S R Q R L T K Y T M
 13741 - TGGCTGATTTAGTCTATGCTCTACGTCATTTTGATGAGGGTAATTGTGATACATTAAG - 13800
 - W L I * S M L Y V I L M R V I V I H * K
 - G * F S L C S T S F * * G * L * Y I K R
 - A D L V Y A L R H F D E G N C D T L K E
 13801 - AAATACTCGTCACATACAATTGCTGTGATGATGATTATTTCAATAAGAAGGATTGGTATG - 13860
 - K Y S S H T I A V M M I I S I R R I G M
 - N T R H I Q L L * * * L F Q * E G L V *
 - I L V T Y N C C D D D Y F N K K D W Y D
 13861 - ACTTCGTAGAGAATCCTGACATCTTACGCGTATATGCTAACTTAGGTGAGCGTGTACGCC - 13920
 - T S * R I L T S Y A Y M L T * V S V Y A
 - L R R E S * H L T R I C * L R * A C T P
 - F V E N P D I L R V Y A N L G E R V R Q
 13921 - AATCATTATTAAGACTGTACAATTCTGCGATGCTATGCGTGTGATGCAGGCATTGTAGGCG - 13980
 - N H Y * R L Y N S A M L C V M Q A L * A
 - I I I K D C T I L R C Y A * C R H C R R
 - S L L K T V Q F C D A M R D A G I V G V
 13981 - TACTGACATTAGATAATCAGGATCTAATGGAACTGGTACGATTTCCGGTATTTCCGTAC - 14040
 - Y * H * I I R I L M G T G T I S V I S Y
 - T D I R * S G S * W E L V R F R * F R T
 - L T L D N Q D L N G N W Y D F G D F V Q
 14041 - AAGTAGCACCAGGCTGCGGAGTTCTATTGTGGATTCAATTAATCATTGCTGATGCCCA - 14100
 - K * H Q A A E F L L W I H I T H C * C P
 - S S T R L R S S Y C G F I L L I A D A H
 - V A P G C G V P I V D S Y Y S L L M P I
 14101 - TCCTCACTTTGACTAGGCATTGGCTGCTGAGTCCCATATGGATGCTGATCTCGCAAAC - 14160
 - S S L * L G H W L L S P I W M L I S Q N
 - P H F D * G I G C * V P Y G C * S R K T
 - L T L T R A L A A E S H M D A D L A K P
 14161 - CACTTATTAAGTGGATTGCTGAAATATGATTTTACGGAAGAGACTTTGTCTCTTCG - 14220
 - H L L S G I C * N M I L R K R D F V S S
 - T Y * V G F A E I * F Y G R E T L S L R
 - L I K W D L L K Y D F T E E R L C L F D
 14221 - ACCGTATTTTAAATATTTGGGACCAGACATACCATCCCAATTGTATTAAGTGGTGGATG - 14280
 - T V I L N I G T R H T I P I V L T V W M
 - P L F * I L G P D I P S Q L Y * L F G *
 - R Y F K Y W D Q T Y H P N C I N C L D D

FIG. 11 Con't

14281 - ATAGGTGTATCCTTCATTGTGCAAACCTTTAATGTGTTATTTTCTACTGTGTTCCACCTA - 14340
 - I G V S F I V Q T L M C Y F L L C F H L
 - * V Y P S L C K L * C V I F Y C V S T Y
 - R C I L H C A N F N V L F S T V F P P T
 14341 - CAAGTTTTGGACCACTAGTAAGAAAAATATTTGTAGATGGTTCCTTTTGTGTTTCAA - 14400
 - Q V L D H * * E K Y L * M V F L L L F Q
 - K F W T T S K K N I C R W C S F C C F N
 - S F G P L V R K I F V D G V P F V V S T
 14401 - CTGGATACCATTTTCGTGAGTTAGGAGTCGTACATAATCAGGATGTAAACTTACATAGCT - 14460
 - L D T I F V S * E S Y I I R M * T Y I A
 - W I P F S * V R S R T * S G C K L T * L
 - G Y H F R E L G V V H N Q D V N L H S S
 14461 - CGCGTCTCAGTTTCAAGGAACCTTTAGTGTATGCTGCTGATCCAGCTATGCATGCAGCTT - 14520
 - R V S V S R N F * C M L L I Q L C M Q L
 - A S Q F Q G T F S V C C * S S Y A C S F
 - R L S F K E L L V Y A A D P A M H A A S
 14521 - CTGGCAATTTATTGCTAGATAAACGCACTACATGCTTTTTCAGTAGCTGCACTAACAAACA - 14580
 - L A I Y C * I N A L H A F Q * L H * Q T
 - W Q F I A R * T H Y M L F S S C T N K Q
 - G N L L L D K R T T C F S V A A L T N N
 14581 - ATGTTGCTTTTCAAACGTCAAAACCCGGTAATTTAATAAAGACTTTTATGACTTTGCTG - 14640
 - M L L F K L S N P V I L I K T F M T L L
 - C C F S N C Q T R * F * * R L L * L C C
 - V A F Q T V K P G N F N K D F Y D F A V
 14641 - TGTCTAAAGGTTTCTTTAAGGAAGGAAGTTCTGTTGAACATAAACTTCTTCTTTGCTC - 14700
 - C L K V S L R K E V L L N * N T S S L L
 - V * R F L * G R K F C * T K T L L L C S
 - S K G F F K E G S V E L K H F F F A Q
 14701 - AGGATGGCAACGCTGCTATCAGTGATTATGACTATTATCGTTATAATCTGCCAACAAATGT - 14760
 - R M A T L L S V I M T I I V I I C Q Q C
 - G W Q R C Y Q * L * L L S L * S A N N V
 - D G N A A I S D Y D Y R Y N L P T M C
 14761 - GTGATATCAGACAACCTCCTATTCGTAGTTGAAGTTGTTGATAAACTTTGATTGTTACG - 14820
 - V I S D N S Y S * L K L L I N T L I V T
 - * Y Q T T P I R S * S C * * I L * L L R
 - D I R Q L L F V V E V V D K Y F D C Y D
 14821 - ATGGTGGCTGTATTAATGCCAACCAAGTAATCGTTAACAATCTGGATAAATCAGCTGGTT - 14880
 - M V A V L M P T K * S L T I W I N Q L V
 - W W L Y * C Q P S N R * Q S G * I S W F
 - G G C I N A N Q V I V N N L D K S A G F
 14881 - TCCCATTTAATAAATGGGGTAAGGCTAGACTTTATTATGACTCAATGAGTTATGAGGATC - 14940
 - S H L I N G V R L D F I M T Q * V M R I
 - P I * * M G * G * T L L * L N E L * G S
 - P F N K W G K A R L Y Y D S M S Y E D Q
 14941 - AAGATGCACTTTTCGCGTATACTAAGCGTAATGTCATCCCTACTATAACTCAAATGAATC - 15000
 - K M H F S R I L S V M S S L L * L K * I
 - R C T F R V Y * A * C H P Y Y N S N E S
 - D A L F A Y T K R N V I P T I T Q M N L
 15001 - TTAAGTATGCCATTAGTGCAAAGAATAGAGCTCGCACCGTAGCTGGTGTCTCTATCTGTA - 15060
 - L S M P L V Q R I E L A P * L V S L S V
 - * V C H * C K E * S S H R S W C L Y L *
 - K Y A I S A K N R A R T V A G V S I C S
 15061 - G T A C T A T G A C A A A T A G A C A G T T T C A T C A G A A A T T A T T G A A G T C A A T A G C C G C C A C T A G A G - 15120
 - V L * Q I D S F I R N Y * S Q * P P L E
 - Y Y D K * T V S S E I I E V N S R H * R
 - T M T N R Q F H Q K L L K S I A A T R G

FIG. 11 Con't

15121 - GAGCTACTGTGGTAATTGGAACAAGCAAGTTTTACGGTGGCTGGCATAATATGTTAAAAA - 15180
 - E L L W * L E Q A S F T V A G I I C * K
 - S Y C G N W N K Q V L R W L A * Y V K N
 - A T V V I G T S K F Y G G W H N M L K T

15181 - CTGTTTACAGTGATGTAGAACTCCACACCTTATGGGTGGGATTATCCAAAATGTGACA - 15240
 - L F T V M * K L H T L W V G I I Q N V T
 - C L Q * C R N S T P Y G L G L S K M * Q
 - V Y S D V E T P H L M G W D Y P K C D R

15241 - GAGCCATGCCTAACATGCTTAGGATAATGGCCTCTCTGTTCTTGCTCGCAAACATAACA - 15300
 - E P C L T C L G * W P L L F L L A N I T
 - S H A * H A * D N G L S C S C S Q T * H
 - A M P N M L R I M A S L V L A R K H N T

15301 - CTTGTGTAACTTATCACACCGTTTCTACAGTTAGCTAACGAGTGTGCGCAAGTATTAA - 15360
 - L A V T Y H T V S T G * L T S V R K Y *
 - L L * L I T P F L Q V S * R V C A S I K
 - C C N L S H R F Y R L A N E C A Q V L S

15361 - GTGAGATGGTCACTGTGTGGCGGCTCACTATATGTTAAACCAGGTGGAACATCATCCGGTG - 15420
 - V R W S C V A A H Y M L N Q V E H H P V
 - * D G H V W R L T I C * T R W N I I R *
 - E M V M C G G S L Y V K P G G T S S G D

15421 - ATGCTACAACGCTTATGCTAATAGTGTCTTTAACATTTGTCAAGCTGTTACAGCCAATG - 15480
 - M L Q L L M L I V S L T F V K L L Q P M
 - C Y N C L C * * C L * H L S S C Y S Q C
 - A T T A Y A N S V F N I C Q A V T A N V

15481 - TAAATGCACTTCTTTCACTGATGGTAATAAGATAGCTGACAAGTATGTCGCAATCTAC - 15540
 - * M H F F Q L M V I R * L T S M S A I Y
 - K C T S F N * W * * D S * Q V C P Q S T
 - N A L L S T D G N K I A D K Y V R N L Q

15541 - AACACAGGCTCTATGAGTGTCTCTATAGAAATAGGGATGTTGATCATGAATTCGTGGATG - 15600
 - N T G S M S V S I E I G M L I M N S W M
 - T Q A L * V S L * K * G C * S * I R G *
 - H R L Y E C L Y R N R D V D H E F V D E

15601 - AGTTTTACGCTTACCTGCGTAAACATTTCTCCATGATGATTCTTTCTGATGATGCCGTTG - 15660
 - S F T L T C V N I S P * * F F L M M P L
 - V L R L P A * T F L H D D S F * * C R C
 - F Y A Y L R K H F S M M I L S D D A V V

15661 - TGTGCTATAACAGTAACTATGCGGCTCAAGGTTTAGTAGCTAGCATTAAAGAACTTTAAGG - 15720
 - C A I T V T M R L K V * * L A L R T L R
 - V L * Q * L C G S R F S S * H * E L * G
 - C Y N S N Y A A Q G L V A S I K N F K A

15721 - CAGTCTTTTATTATCAAATAATGTGTTTCATGTCTGAGGCAAAATGTTGGACTGAGACTG - 15780
 - Q F F I I K I M C S C L R Q N V G L R L
 - S S L L S K * C V H V * G K M L D * D *
 - V L Y Y Q N N V F M S E A K C W T E T D

15781 - ACCTTACTAAAGGACCTCACGAATTTTGCTCACAGCATAACAATGCTAGTTAAACAAGGAG - 15840
 - T L L K D L T N F A H S I Q C * L N K E
 - P Y * R T S R I L L T A Y N A S * T R R
 - L T K G P H E F C S Q H T M L V K Q G D

15841 - ATGATTACGTGTACCTGCCTTACCCAGATCCATCAAGAATATTAGGCGCAGGCTGTTTTG - 15900
 - M I T C T C L T Q I H Q E Y * A Q A V L
 - * L R V P A L P R S I K N I R R R L F C
 - D Y V Y L P Y P D P S R I L G A G C F V

15901 - TCGATGATATTGTCAAAACAGATGGTACACTTATGATTGAAAGGTTTCGTGCTACTGGCTA - 15960
 - S M I L S K Q M V H L * L K G S C H W L
 - R * Y C Q N R W Y T Y D * K V R V T G Y
 - D D I V K T D G T L M I E R F V S L A I

FIG. 11 Con't

15961 - TTGATGCTTACCCACTTACAAAACATCCTAATCAGGAGTATGCTGATGTCTTTCACTTGT - 16020
 - L M L T H L Q N I L I R S M L M S F T C
 - * C L P T Y K T S * S G V C * C L S L V
 - D A Y P L T K H P N Q E Y A D V F H L Y
 16021 - ATTTACAATACATTAGAAAAGTTACATGATGAGCTTACTGGCCACATGTTGGACATGTATT - 16080
 - I Y N T L E S Y M M S L L A T C W T C I
 - F T I H * K V T * * A Y W P H V G H V F
 - L Q Y I R K L H D E L T G H M L D M Y S
 16081 - CCGTAATGCTAACTAATGATAACACCTCACGGTACTGGGAACCTGAGTTTTATGAGGCTA - 16140
 - P * C * L M I T P H G T G N L S F M R L
 - R N A N * * * H L T V L G T * V L * G Y
 - V M L T N D N T S R Y W E P E F Y E A M
 16141 - TGTCACACCACATACAGTCTTGCAGGCTGTAGGTGCTTGTGATTGTGCAATTCACAGA - 16200
 - C T H H I Q S C R L * V L V Y C A I H R
 - V H T T Y S L A G C R C L C I V Q F T D
 - Y T P H T V L Q A V G A C V L C N S Q T
 16201 - CTTCACTTCGTTGCGGTGCCTGTATTAGGAGACCATTCTATGTTGCAAGTGTGCTATG - 16260
 - L H F V A V P V L G D H S Y V A S A A M
 - F T S L R C L Y * E T I P M L Q V L L *
 - S L R C G A C I R R P F L C C K C C Y D
 16261 - ACCATGTCAATTCACATCACACAAATTAGTTGTTGTTAATCCCTATGTTGCAATG - 16320
 - T M S F Q H H T N * C C L L I P M F A M
 - P C H F N I T Q I S V V C * S L C L Q C
 - H V I S T S H K L V L S V N P Y V C N A
 16321 - CCCAGGTTGTGATGTCAGTGTGACACAACCTATCTAGGAGGTATGAGCTATTATT - 16380
 - P Q V V M S L M * H N C I * E V * A I I
 - P R L * C H * C D T T V S R R Y E L L L
 - P G C D V T D V T Q L Y L G G M S Y Y C
 16381 - GCAAGTCACATAAGCCTCCATTAGTTTTCCATTATGTGCTAATGGTCAGGTTTTGGTT - 16440
 - A S H I S L P L V F H Y V L M V R F L V
 - Q V T * A S H * F S I M C * W S G F W F
 - K S H K P P I S F P L C A N G Q V F G L
 16441 - TATACAAAACACATGTAGGCAGTACACTGACTTCAATGCGATAGCAACAT - 16500
 - Y T K T H V * A V T M S L T S M R * Q H
 - I Q K H M C R Q * Q C H * L Q C D S N M
 - Y K N T C V G S D N V T D F N A I A T C
 16501 - GTGATTGGACTAATGCTGGCGATTACATACTTGCCAACACTTGTACTGAGAGACTCAAGC - 16560
 - V I G L M L A I T Y L P T L V L R D S S
 - * L D * C W R L H T C Q H L Y * E T Q A
 - D W T N A G D Y I L A N T C T E R L K L
 16561 - TTTTCGCAGCAGAAAACGCTCAAAGCCACTGAGGAAACATTTAAGCTGTCATATGGTATTG - 16620
 - F S Q Q K R S K P L R K H L S C H M V L
 - F R S R N A Q S H * G N I * A V I W Y C
 - F A A E T L K A T E E T F K L S Y G I A
 16621 - CCACTGTACGCGAAGTACTCTCTGACAGAGAATTGCATCTTTCATGGGAGGTTGAAAAAC - 16680
 - P L Y A K Y S L T E N C I F H G R L E N
 - H C T R S T L * Q R I A S F M G G W K T
 - T V R E V L S D R E L H L S W E V G K P
 16681 - CTAGACCACCATTGAACAGAACTATGTCTTTACTGGTTACCGTGAACAAAAATAGTA - 16740
 - L D H H * T E T M S L L V T V * L K I V
 - * T T I E Q K L C L Y W L P C N * K * *
 - R P P L N R N Y V F T G Y R V T K N S K
 16741 - AAGTACAGATTGGAGAGTACACCTTTGAAAAAGGTACTATGGTGATGCTGTTGTGTACA - 16800
 - K Y R L E S T P L K K V T M V M L L C T
 - S T D W R V H L * K R * L W * C C C V Q
 - V Q I G E Y T F E K G D Y G D A V V Y R

FIG. 11 Con't

16801 - GAGGTACTACGACATACAAGTTGAATGTTGGTGATTACTTTGTGTTGACATCTCACACTG - 16860
 - E V L R H T S * M L V I T L C * H L T L
 - R Y Y D I Q V E C W * L L C V D I S H C
 - G T T T Y K L N V G D Y F V L T S H T V
 16861 - TAATGCCACTTAGTGACCTACTCTAGTGCCACAAGAGCACTATGTGAGAATTACTGGCT - 16920
 - * C H L V H L L * C H K S T M * E L L A
 - N A T * C T Y S S A T R A L C E N Y W L
 - M P L S A P T L V P Q E H Y V R I T G L
 16921 - TGTACCCAACTCAACATCTCAGATGAGTTTTCTAGCAATGTGCAAATTATCAAAGG - 16980
 - C T Q H S T S Q M S F L A M L Q I I K R
 - V P N T Q H L R * V F * Q C C K L S K G
 - Y P T L N I S D E F S S N V A N Y Q K V
 16981 - TCGGCATGCAAAAGTACTCTACACTCCAAGGACCACCTGGTACTGGTAAGAGTCATTTTG - 17040
 - S A C K S T L H S K D H L V L V R V I L
 - R H A K V L Y T P R T T W Y W * E S F C
 - G M Q K Y S T L Q G P P G T G K S H F A
 17041 - CCATCGGACTTGCTCTCTATTACCCATCTGCTCGCATAGTGATACGGCATGCTCTCATG - 17100
 - P S D L L S I T H L L A * C I R H A L M
 - H R T C S L L P I C S H S V Y G M L S C
 - I G L A L Y Y P S A R I V Y T A C S H A
 17101 - CAGCTGTTGATGCCCTATGTGAAAAGGCATTAAAATATTTGCCCATAGATAAATAGTAGTA - 17160
 - Q L L M P Y V K R H * N I C P * I N V V
 - S C * C P M * K G I K I F A H R * M * *
 - A V D A L C E K A L K Y L P I D K C S R
 17161 - GAATCATACCTGCGCGTGCAGTAGAGTGTGATAAATCAAAGTGAATTCACAC - 17220
 - E S Y L R V R A * S V L I N S K * I Q H
 - N H T C A C A R R V F * * I Q S E F N T
 - I I P A R A R V E C F D K F K V N S T L
 17221 - TAGAACAGTATGTTTTCTGCACTGTAAATGCATTGCCAGAAACAAGTCTGACATTGTAG - 17280
 - * N S M F S A L * M H C Q K Q L L T L *
 - R T V C F L H C K C I A R N N C * H C S
 - E Q Y V F C T V N A L P E T T A D I V V
 17281 - TCTTTGATGAAATCTCTATGGCTACTAATTATGACTTGAGTGTGTCAATGCTAGACTTC - 17340
 - S L M K S L W L L I M T * V L S M L D F
 - L * * N L Y G Y * L * L E C C Q C * T S
 - F D E I S M A T N Y D L S V V N A R L R
 17341 - GTGCAAAACTACGTCTATATTGGCGATCTGCTCAATTACCAGCCCCCGCACATTGC - 17400
 - V Q N T T S I L A I L L N Y Q P P A H C
 - C K T L R L Y W R S C S I T S P P H I A
 - A K H Y V Y I G D P A Q L P A P R T L L
 17401 - TGACTAAAGGCACACTAGAACCAGAATATTTAATTTCAGTGTGCAGACTTATGAAAACAA - 17460
 - * L K A H * N Q N I L I Q C A D L * K Q
 - D * R H T R T R I F * F S V Q T Y E N N
 - T K G T L E P E Y F N S V C R L M K T I
 17461 - TAGGTCCAGACATGTTCCCTGGAAGTGTGCGCCGTTGCTCTGCTGAAATTGTTGACACTG - 17520
 - * V Q T C S L E L V A V V L L K L L T L
 - R S R H V P W N L S P L S C * N C * H C
 - G P D M F L G T C R R C P A E I V D T V
 17521 - TGAGTGCTTTAGTTTATGACAATAAGCTAAAAGCACACAAGGATAAGTCAGCTCAATGCT - 17580
 - * V L * F M T I S * K H T R I S Q L N A
 - E C F S L * Q * A K S T Q G * V S S M L
 - S A L V Y D N K L K A H K D K S A Q C F
 17581 - TCAAATGTTTACAAAGGTGTTATTACACATGATGTTTCATCTGCAATCAACAGACCTC - 17640
 - S K C S T K V L L H M M F H L Q S T D L
 - Q N V L Q R C Y Y T * C F I C N Q Q T S
 - K M F Y K G V I T H D V S S A I N R P Q

FIG. 11 Con't

17641 - AAATAGCGTTGTAAGAGAATTTCTTACACGCAATCTGCTTGGAGAAAAGCTGTTTTTA - 17700
 - K * A L * E N F L H A I L L G E K L F L
 - N R R C K R I S Y T Q S C L E K S C F Y
 - I G V V R E F L T R N P A W R K A V F I
 17701 - TCTCACCTTATAATTCACAGAACGCTGTAGCTTCAAAAATCTTAGGATTGCCTACGCAGA - 17760
 - S H L I I H R T L * L Q K S * D C L R R
 - L T L * F T E R C S F K N L R I A Y A D
 - S P Y N S Q N A V A S K I L G L P T Q T
 17761 - CTGTTGATTTCATCACAGGGTTCTGAATATGACTATGTCATATTCACACAAACTACTGAAA - 17820
 - L L I H H R V L N M T M S Y S H K L L K
 - C * F I T G F * I * L C H I H T N Y * N
 - V D S S Q G S E Y D Y V I F T Q T T E T
 17821 - CAGCACACTCTGTAATGTCAACCGCTTCAATGTGGCTATCACAAGGGCAAAAATTGGCA - 17880
 - Q H T L V M S T A S M W L S Q G Q K L A
 - S T L L * C Q P L Q C G Y H K G K N W H
 - A H S C N V N R F N V A I T R A K I G I
 17881 - TTTTGTGCATAATGTCTGATAGAGATCTTTATGACAAACTGCAATTTACAAGTCTAGAAA - 17940
 - F C A * C L I E I F M T N C N L Q V * K
 - F V H N V * * R S L * Q T A I Y K S R N
 - L C I M S D R D L Y D K L Q F T S L E I
 17941 - TACCACGTCGCAATGTGGCTACATTACAAGCAGAAAATGTAAGTGGACTTTTTAAGGACT - 18000
 - Y H V A M W L H Y K Q K M * L D F L R T
 - T T S Q C G Y I T S R K C N W T F * G L
 - P R R N V A T L Q A E N V T G L F K D C
 18001 - GTAGTAAGATCATTACTGGTCTTCATCTACACAGGCACCTACACACCTCAGCGTTGATA - 18060
 - V V R S L L V F I L H R H L H T S A L I
 - * * D H Y W S S S Y T G T Y T P Q R * Y
 - S K I I T G L H P T Q A P T H L S V D I
 18061 - TAAAATTCAAGACTGAAGATTATGTGTGACATACCAGGCATACCAAGGACATGACCT - 18120
 - * N S R L K D Y V L T Y Q A Y Q R T * P
 - K I Q D * R I M C * H T R H T K G H D L
 - K F K T E G L C V D I P G I P K D M T Y
 18121 - ACCGTAGACTCATCTCTATGATGGGTTTTCAAATGAATTACCAAGTCAATGGTTACCCTA - 18180
 - T V D S S L * W V S K * I T K S M V T L
 - P * T H L Y D G F Q N E L P S Q W L P *
 - R R L I S M M G F K M N Y Q V N G Y P N
 18181 - ATATGTTTATCACCCGGAAGAAGCTATTCGTCACGTTTCGTCGCGTGGATTGGCTTTGATG - 18240
 - I C L S P A K K L F V T F V R G L A L M
 - Y V Y H P R R S Y S S R S C V D W L * C
 - M F I T R E E A I R H V R A W I G F D V
 18241 - TAGAGGGCTGTCATGCAACTAGAGATGTGTGGGTTACTAACCTACCTCTCCAGCTAGGAT - 18300
 - * R A V M Q L E M L W V L T Y L S S * D
 - R G L S C N * R C C G Y * P T S P A R I
 - E G C H A T R D A V G T N L P L Q L G F
 18301 - TTTCTACAGGTGTTAACTTAGTAGCTGTACCGACTGGTTATGTTGACACTGAAAATAACA - 18360
 - F L Q V L T * * L Y R L V M L T L K I T
 - F Y R C * L S S C T D W L C * H * K * H
 - S T G V N L V A V P T G Y V D T E N N T
 18361 - CAGAATTCACCAGAGTTAATGCAAAACCTCCACCAGGTGACCAGTTTAAACATCTTATAC - 18420
 - Q N S P E L M Q N L H Q V T S L N I L Y
 - R I H Q S * C K T S T R * P V * T S Y T
 - E F T R V N A K P P P G D Q F K H L I P
 18421 - CACTCATGTATAAAGGCTTGCCTGGAATGTAGTGCCTATTAAGATAGTACAAATGCTCA - 18480
 - H S C I K A C P G M * C V L R * Y K C S
 - T H V * R L A L E C S A Y * D S T N A Q
 - L M Y K G L P W N V V R I K I V Q M L S

FIG. 11 Con't

18481 - GTGATACACTGAAAGGATTGTCAGACAGAGTCGTGTTTCGTCCTTTGGGCGCATGGCTTTG - 18540
 - V I H * K D C Q T E S C S S F G R M A L
 - * Y T E R I V R Q S R V R P L G A W L *
 - D T L K G L S D R V V F V L W A H G F E
 18541 - AGCTTACATCAATGAAGTACTTTGTCAAGATTGGACCTGAAAGAACGTGTTGTCTGTGTG - 18600
 - S L H Q * S T L S R L D L K E R V V C V
 - A Y I N E V L C Q D W T * K N V L S V *
 - L T S M K Y F V K I G P E R T C C L C D
 18601 - ACAAACGTGCAACTTGCTTTTCTACTTTCATCAGATACTTATGCCTGCTGGAATCATTCTG - 18660
 - T N V Q L A F L L H Q I L M P A G I I L
 - Q T C N L L F Y F I R Y L C L L E S F C
 - K R A T C F S T S S D T Y A C W N H S V
 18661 - TGGGTTTGGACTATGCTATAACCCATTTATGATTGATGTTTCAGCAGTGGGGCTTTACGG - 18720
 - W V L T M S I T H L * L M F S S G A L R
 - G F * L C L * P I Y D * C S A V G L Y G
 - G F D Y V Y N P F M I D V Q Q W G F T G
 18721 - GTAACCTTCAGAGTAACCATGACCAACATTGCCAGGTACATGGAAATGCACATGGGCTA - 18780
 - V T F R V T M T N I A R Y M E M H M W L
 - * P S E * P * P T L P G T W K C T C G *
 - N L Q S N H D Q H C Q V H G N A H V A S
 18781 - GTTGTGATGCTATCATGACTAGATGTTTACAGTCCATGAGTGCTTTGTTAAGCGCGTTG - 18840
 - V V M L S * L D V * Q S M S A L L S A L
 - L * C Y H D * M F S S P * V L C * A R *
 - C D A I M T R C L A V H E C F V K R V D
 18841 - ATTGGTCTGTGAATACCCATTATAGGAGATGAACTGAGGGTTAATTCTGCTGCAGAA - 18900
 - I G L L N T L L * E M N * G L I L L A E
 - L V C * I P Y Y R R * T E G * F C L Q K
 - W S V E Y P I I G D E L R V N S A C R K
 18901 - AAGTACAACACATGGTTGTGAAGTCTGCATTGCTTGCTGATAAGTTCCAGTTCTTCATG - 18960
 - K Y N T W L * S L H C L L I S F Q F F M
 - S T T H G C E V C I A C * * V S S S S *
 - V Q H M V V K S A L L A D K F P V L H D
 18961 - ACATTGGAATCCAAAGGCTATCAAGTGTGTGCCTCAGGCTGAAGTAGAATGGAAGTTCT - 19020
 - T L E I Q R L S S V C L R L K * N G S S
 - H W K S K G Y Q V C A S G * S R M E V L
 - I G N P K A I K C V P Q A E V E W K F Y
 19021 - ACGATGCTCAGCCATGTAGTGACAAAGCTTACAAAATAGAGGAACCTTCTATTCTTATG - 19080
 - T M L S H V V T K L T K * R N S S I L M
 - R C S A M * * Q S L Q N R G T L L F L C
 - D A Q P C S D K A Y K I E E L F Y S Y A
 19081 - CTACACATCAGATAAATTCAGTATGGTGTGTTTGTGTTTGGAAATGTAACGTTGATC - 19140
 - L H I T I N S L M V F V C F G I V T L I
 - Y T S R * I H * W C L F V L E L * R * S
 - T H H D K F T D G V C L F W N C N V D R
 19141 - GTTACCCAGCCAATGCAATTGTGTAGGTTTGACACAAGAGTCTTGTCAAAATTGAACT - 19200
 - V T Q P M Q L C V G L T Q E S C Q T * T
 - L P S Q C N C V * V * H K S L V K L E L
 - Y P A N A I V C R F D T R V L S N L N L
 19201 - TACCAGGCTGTGATGGTGGTAGTTTGTATGTGAATAAGCATGCATTCCACACTCCAGCTT - 19260
 - Y Q A V M V V V C M * I S M H S T L Q L
 - T R L * W W * F V C E * A C I P H S S F
 - P G C D G G S L Y V N K H A F H T P A F
 19261 - TCGATAAAAGTGCATTTACTAATTTAAAGCAATTGCCTTTCTTTTACTATTCTGATAGTC - 19320
 - S I K V H L L I * S N C L S F T I L I V
 - R * K C I Y * F K A I A F L L L F * * S
 - D K S A F T N L K Q L P F F Y Y S D S P

FIG. 11 Con't

19321 - CTTGTGAGTCTCATGGCAAACAAGTAGTGTCCGATATTGATTATGTTCCACTCAAATCTG - 19380
 - L V S L M A N K * C R I L I M F H S N L
 - L * V S W Q T S S V G Y * L C S T Q I C
 - C E S H G K Q V V S D I D Y V P L K S A
 19381 - CTACGTGTATTACACGATGCAATTTAGGTGGTGTGTTTGCAGACACCATGCAAATGAGT - 19440
 - L R V L H D A I * V V L F A D T M Q M S
 - Y V Y Y T M Q F R W C C L Q T P C K * V
 - T C I T R C N L G G A V C R H H A N E Y
 19441 - ACCGACGACTTGGATGCATATAATATGATGATTTCTGCTGGATTTAGCCTATGGATTT - 19500
 - T D S T W M H I I * * F L L D L A Y G F
 - P T V L G C I * Y D D F C W I * P M D L
 - R Q Y L D A Y N M M I S A G F S L W I Y
 19501 - ACAAACAATTTGATACTTATAACCTGTGGAATACATTACCAGTTACAGAGTTTAGAAA - 19560
 - T N N L I L I T C G I H L P G Y R V * K
 - Q T I * Y L * P V E Y I Y Q V T E F R K
 - K Q F D T Y N L W N T F T R L Q S L E N
 19561 - ATGTGGCTTATAATGTTGTTAATAAAGGCACTTTGATGGACACGCCGCGAAGCACCTG - 19620
 - M W L I M L L I K D T L M D T P A K H L
 - C G L * C C * * R T L * W T R R R S T C
 - V A Y N V V N K G H F D G H A G E A P V
 19621 - TTCCATCATTAATAATGCTGTTACACAAGGTAGATGGTATTGATGTGGAGATCTTTG - 19680
 - F P S L I M L F T Q R * M V L M W R S L
 - F H H * * C C L H K G R W Y * C G D L *
 - S I I N N A V Y T K V D G I D V E I F E
 19681 - AAAATAAGACAACACTTCTGTTAATGTTGCATTTGAGCTTTGGGCTAAGCGTAAACATTA - 19740
 - K I R Q H F L L M L H L S F G L S V T L
 - K * D N T S C * C C I * A L G * A * H *
 - N K T T L P V N V A F E L W A K R N I K
 19741 - AACCAGTGCCAGAGATTAAGATACTCAATAATTTGGGTGTTGATATCGCTGCTAATACTG - 19800
 - N Q C Q R L R Y S I I W V L I S L L I L
 - T S A R D * D T Q * F G C * Y R C * Y C
 - P V P E I K I L N N L G V D I A A N T V
 19801 - TAATCTGGGACTACAAAAGAGAAGCCCCAGCACATGTATCTACAATAGGTGTCTGCACAA - 19860
 - * S G T T K E K P Q H M Y L Q * V S A Q
 - N L G L Q K R S P S T C I Y N R C L H N
 - I W D Y K R E A P A H V S T I G V C T M
 19861 - TGACTGACATTGCCAAGAACTACTGAGAGTGCTTGTCTTCACTTACTGTCTTGTGTTG - 19920
 - * L T L P R N L L R V L V L H L L S C L
 - D * H C Q E T Y * E C L F F T Y C L V *
 - T D I A K K P T E S A C S S L T V L F D
 19921 - ATGGTAGAGTGGAAGGACAGGTAGACCTTTTTAGAAAACGCCGTAATGGTGTTTTAAATAA - 19980
 - M V E W K D R * T F L E T P V M V F * *
 - W * S G R T G R P F * K R P * W C F N N
 - G R V E G Q V D L F R N A R N G V L I T
 19981 - CAGAAGGTTCAAGGTTCAACACCTTCAAAGGACCAGCACAAGCTAGCGTCAATG - 20040
 - Q K V Q S K V * H L Q R D Q H K L A S M
 - R R F S Q R S N T F K G T S T S * R Q W
 - E G S V K G L T P S K G P A Q A S V N G
 20041 - GAGTCACATTAATTGGAGAATCAGTAAAAACACAGTTTAACTACTTTAAGAAAGTAGACG - 20100
 - E S H * L E N Q * K H S L T T L R K * T
 - S H I N W R I S K N T V * L L * E S R R
 - V T L I G E S V K T Q F N Y F K K V D G
 20101 - GCATTATTCAACAGTTGCCCTGAAACCTACTTTACTCAGAGCAGAGACTTAGAGGATTTTA - 20160
 - A L F N S C L K P T L L R A E T * R I L
 - H Y S T V A * N L L Y S E Q R L R G F *
 - I I Q Q L P E T Y F T Q S R D L E D F K

FIG. 11 Con't

20161 - AGCCAGATCACAAATGGAACTGACTTTCTCGAGCTCGCTATGGATGAATTCATACAGC - 20220
 - S P D H K W K L T F S S S L W M N S Y S
 - A Q I T N G N * L S R A R Y G * I H T A
 - P R S Q M E T D F L E L A M D E F I Q R
 20221 - GATATAAGCTCGAGGGCTATGCCTCGAACACATCGTTTATGGAGATTCAGTCATGGAC - 20280
 - D I S S R A M P S N T S F M E I S V M D
 - I * A R G L C L R T H R L W R F Q S W T
 - Y K L E G Y A F E H I V Y G D F S H G Q
 20281 - AACTGGCGGTCTTCATTTAATGATAGGCTTAGCCAAGCGCTCACAAGATTCACCACTTA - 20340
 - N L A V F I * * * A * P S A H K I H H L
 - T W R S S F N D R L S Q A L T R F T *
 - L G G L H L M I G L A K R S Q D S P L K
 20341 - AATTAGAGGATTTTATCCCTATGGACAGCACAGTGAAAAATTACTTCATAACAGATGCGC - 20400
 - N * R I L S L W T A Q * K I T S * Q M R
 - I R G F Y P Y G Q H S E K L L H N R C A
 - L E D F I P M D S T V K N Y F I T D A Q
 20401 - AAACAGGTTTCATCAAAATGTGTGTCTGTGATTGATCTTTACTTGATGACTTTGTGCG - 20460
 - K Q V H Q N V C V L * L I F Y L M T L S
 - N R F I K M C V F C D * S F T * * L C R
 - T G S S K C V C S V I D L L L D D F V E
 20461 - AGATAATAAAGTCACAAGATTTGTGAGTATTCAAAAGTGGTCAAGGTTACAATTGACT - 20520
 - R * * S H K I C Q * F Q K W S R L Q L T
 - D N K V T R F V S D F K S G Q G Y N * L
 - I I K S Q D L S V I S K V V K V T I D Y
 20521 - ATGCTGAAATTTTCATTATGCTTTGGTGTAAAGGATGGACATGTTGAAACCTTCTACCCAA - 20580
 - M L K F H S C F G V R M D M L K P S T Q
 - C * N F I H A L V * G W T C * N L L P K
 - A E I S F M L W C K D G H V E T F Y P K
 20581 - AACTACAAGCAAGTCAAGCGTGGCAACCAGGTGTTGCGATGCCTAACTTGTAAGATGC - 20640
 - N Y K Q V K R G N Q V L R C L T C T R C
 - T T S K S S V A T R C C D A * L V Q D A
 - L Q A S Q A W Q P G V A M P N L Y K M Q
 20641 - AAAGAATGCTTCTTGAAAAGTGTGACCTTCAGAATTATGGTGAATGCTGTTATACCAA - 20700
 - K E C F L K S V T F R I M V K M L L Y Q
 - K N A S * K V * P S E L W * K C C Y T K
 - R M L L E K C D L Q N Y G E N A V I P K
 20701 - AAGGAATAATGATGAATGTCGCAAAGTATACTCAACTGTGTCAATACTTAAATACACTTA - 20760
 - K E * * * M S Q S I L N C V N T * I H L
 - R N N D E C R K V Y S T V S I L K Y T Y
 - G I M M N V A K Y T Q L C Q Y L N T L T
 20761 - CTTTAGCTGTACCCTACAACATGAGAGTTATTCACCTTTGGTGCTGGCTCTGATAAAGGAG - 20820
 - L * L Y P T T * E L F T L V L A L I K E
 - F S C T L Q H E S Y S L W C W L * * R S
 - L A V P Y N M R V I H F G A G S D K G V
 20821 - TTGCACCAGGTACAGCTGTGCTCAGACAATGGTTGCCAACTGGCACACTACTTGTGCGATT - 20880
 - L H Q V Q L C S D N G C Q L A H Y L S I
 - C T R Y S C A Q T M V A N W H T T C R F
 - A P G T A V L R Q W L P T G T L L V D S
 20881 - CAGATCTAATGACTTCGTCTCCGACGAGATTCTACTTTAATGGAGACTGTGCAACAG - 20940
 - Q I L M T S S P T Q I L L * L E T V Q Q
 - R S * * L R L R R R F Y F N W R L C N S
 - D L N D F V S D A D S T L I G D C A T V
 20941 - TACATACGGCTAATAAATGGACCTTATTATTAGCGATATGTATGACCCTAGGACCAAAC - 21000
 - Y I R L I N G T L L L A I C M T L G P N
 - T Y G * * M G P Y Y * R Y V * P * D Q T
 - H T A N K W D L I I S D M Y D P R T K H

FIG. 11 Con't

21001 - ATGTGACAAAAGAGAATGACTCTAAAGAAGGGTTTTTCACTTATCTGTGTGGATTATAA - 21060
 - M * Q K R M T L K K G F S L I C V D L *
 - C D K R E * L * R R V F H L S V W I Y K
 - V T K E N D S K E G F F T Y L C G F I K
 21061 - AGCAAAAAC TAGCCCTGGGTGGTTCTATAGCTGTAAAGATAACAGAGCATTCTTGGAAATG - 21120
 - S K N * P W V V L * L * R * Q S I L G M
 - A K T S P G W F Y S C K D N R A F L E C
 - Q K L A L G G S I A V K I T E H S W N A
 21121 - CTGACCTTTACAAGCTTATGGGCCATTTCATGGTGGACAGCTTTTGTACAAATGTAA - 21180
 - L T F T S L W A I S H G G Q L L L Q M *
 - * P L Q A Y G P F L M V D S F C Y K C K
 - D L Y K L M G H F S W W T A F V T N V N
 21181 - ATGCATCATCGGAAGCATTTTAATTGGGGCTAACTATCTTGGCAAGCCGAAGGAAC - 21240
 - M H H H R K H F * L G L T I L A S R R N
 - C I I I G S I F N W G * L S W Q A E G T
 - A S S S E A F L I G A N Y L G K P K E Q
 21241 - AAATTGATGGCTATACCATGCATGCTAACTACATTTTCTGGAGGAACACAAATCCTATCC - 21300
 - K L M A I P C M L T T F S G G T Q I L S
 - N * W L Y H A C * L H F L E E H K S Y P
 - I D G Y T M H A N Y I F W R N T N P I Q
 21301 - AGTTGTCTTCCTATTCACTCTTTGACATGAGCAAATTTCTCTTAAATTAAGAGGAAC TG - 21360
 - S C L P I H S L T * A N F L L N * E E L
 - V V F L F T L * H E Q I S S * I K R N C
 - L S S Y S L F D M S K F P L K L R G T A
 21361 - CTGTAATGTCTCTTAAGGAGAATCAATCAATGATATGATTTATCTCTTCTGGAAAAAG - 21420
 - L * C L L R R I K S M I * F I L F W K K
 - C N V S * G E S N Q * Y D L F S S G K R
 - V M S L K E N Q I N D M I Y S L L E K G
 21421 - GTAGGCTTATCATTAGAGAAAACAACAGAGTTGTGGTTCAAGTGATATTCTTGTAAACA - 21480
 - V G L S L E K T T E L W F Q V I F L L T
 - * A Y H * R K Q Q S C G F K * Y S C * Q
 - R L I I R E N N R V V V S S D I L V N N
 21481 - ACTAAACGAACATGTTTATTTCTTATTATTTCTACTCTCACTAGTGGTAGTGACCTTG - 21540
 - T K R T C L F S Y I F L L S L V V V T L
 - L N E H V Y F L I I S Y S H * W * * P *
 - * T N M F I F L L F L T L T S G S D L D
 21541 - ACCGGTGCACCACCTTTTGATGATGTTCAAGCTCCTAATTACACTCAACATACTTTCATCTA - 21600
 - T G A P L L M M F K L L I T L N I L H L
 - P V H H F * * C S S S * L H S T Y F I Y
 - R C T T F D D V Q A P N Y T Q H T S S M
 21601 - TGAGGGGGTTTACTATCTGATGAAATTTTAGATCAGACACTCTTTATTTAACTCAGG - 21660
 - * G G F T I L M K F L D Q T L F I * L R
 - E G G L L S * * N F * I R H S L F N S G
 - R G V Y Y P D E I F R S D T L Y L T Q D
 21661 - ATTTATTTCTCCATTTTATTCTAATGTTACAGGGTTTCATACTATTAATCATACGTTTG - 21720
 - I Y F F H F I L M L Q G F I L L I I R L
 - F I S S I L F * C Y R V S Y Y * S Y V W
 - L F L P F Y S N V T G F H T I N H T F G
 21721 - GCAACCCTGTACACCTTTAAGGATGGTATTATTTGCTGCCACAGAGAAATCAAATG - 21780
 - A T L S Y L L R M V F I L L P Q R N Q M
 - Q P C H T F * G W Y L F C C H R E I K C
 - N P V I P F K D G I Y F A A T E K S N V
 21781 - TTGTCCGTGGTTGGGTTTTGGTTCTACCATGAACAACAAGTCACAGTCGGTGATTATTA - 21840
 - L S V V G F L V L P * T T S H S R * L L
 - C P W L G F W F Y H E Q Q V T V G D Y Y
 - V R G W V F G S T M N N K S Q S V I I I

FIG. 11 Con't

21841 - TTAACAATTCTACTAATGTTGTTATACGAGCATGTAACCTTTGAATTGTGTGACAACCCTT - 21900
 - L T I L L M L L Y E H V T L N C V T T L
 - * Q F Y * C C Y T S M * L * I V * Q P F
 - N N S T N V V I R A C N F E L C D N P F
 21901 - TCTTTGCTGTTTCTAAACCCATGGGTACACAGACATACTATGATATTCGATAATGCAT - 21960
 - S L L F L N P W V H R H I L * Y S I M H
 - L C C F * T H G Y T D T Y Y D I R * C I
 - F A V S K P M G T Q T H T M I F D N A F
 21961 - TTAATTGCACCTTCGAGTACATATCTGATGCCTTTTCGCTTGATGTTTCAGAAAAGTCAG - 22020
 - L I A L S S T Y L M P F R L M F Q K S Q
 - * L H F R V H I * C L F A * C F R K V R
 - N C T F E Y I S D A F S L D V S E K S G
 22021 - GTAATTTTAAACACTTACGAGAGTTTGTGTTTAAAAATAAAGATGGGTTTCTCTATGTTT - 22080
 - V I L N T Y E S L C L K I K M G F S M F
 - * F * T L T R E V C V * K * R W V S L C L
 - N F K H L R E F V F K N K D G F L Y V Y
 22081 - ATAAGGGCTATCAACCTATAGATGTAGTTCGTGATCTACCTTCTGGTTTTAACACTTTGA - 22140
 - I R A I N L * M * F V I Y L L V L T L *
 - * G L S T Y R C S S * S T F W F * H F E
 - K G Y Q P I D V V R D L P S G F N T L K
 22141 - AACCTATTTTAAAGTTGCCTCTTGGTATTAACATTACAAATTTTAGAGCCATTCTTACAG - 22200
 - N L L S C L L V L T L Q I L E P F L Q
 - T Y F * V A S W Y * H Y K F * S H S Y S
 - P I F K L P L G I N I T N F R A I L T A
 22201 - CCTTTTCACCTGCTCAAGACATTTGGGGCAGTCAGCTGCAGCCTATTTTGTGGCTATT - 22260
 - P F H L L K T F G A R Q L Q P I L L A I
 - L F T C S R H L G H V S C S L F C W L F
 - F S P A Q D I W G T S A A A Y F V G Y L
 22261 - TAAAGCCAACACTATTATGCTCAAGTATGAAATGTTACAATCACAGATGCTGTG - 22320
 - * S Q L H L C S S M M K M V Q S Q M L L
 - K A N Y I Y A Q V * * K W Y N H R C C *
 - K P T T F M L K Y D E N G T I T D A V D
 22321 - ATTGTCTCAAATCCACTTGCTGAACCTCAATGCTCTGTTAAGAGCTTTGAGATTGACA - 22380
 - I V L K I H L L N S N A L L R A L R L T
 - L F S K S T C * T Q M L C * E L * D * Q
 - C S Q N P L A E L K C S V K S F E I D K
 22381 - AAGGAATTTACCAGACCTCTAATTTTCAGGGTTGTTCCCTCAGGAGATGTTGTGAGATTCC - 22440
 - K E F T R P L I S G L F P Q E M L * D S
 - R N L P D L * F Q G C S L R R C C E I P
 - G I Y Q T S N F R V V P S G D V V R F P
 22441 - CTAATATTACAACTTGTGTCCTTTTGGAGAGGTTTTAATGCTACTAAATTCCTTCTG - 22500
 - L I L Q T C V L L E R F L M L L N S L L
 - * Y Y K L V S F W R G F * C Y * I P F C
 - N I T N L C P F G E V F N A T K F P S V
 22501 - TCTATGCATGGGAGAGAAAAAATTTCTAATGTGTGCTGATTACTCTGTGCTCTACA - 22560
 - S M H G R E K K F L I V L L I T L C S T
 - L C M G E K K N F * L C C * L L C A L Q
 - Y A W E R K K I S N C V A D Y S V L Y N
 22561 - ACTCAACATTTTTTCAACCTTAAAGTCTATGGCGTTTCTGCCACTAAGTTGAATGATC - 22620
 - T Q H F F Q P L S A M A F L P L S * M I
 - L N I F F N L * V L W R F C H * V E * S
 - S T F F S T F K C Y G V S A T K L N D L
 22621 - TTTGCTTCTCCAATGTCTATGCAGATCTTTTGTAGTCAAGGGAGATGATGTAAGACAAA - 22680
 - F A S P M S M Q I L L * S R E M M * D K
 - L L L Q C L C R F F C S Q G R * C K T N
 - C F S N V Y A D S F V V K G D D V R Q I

FIG. 11 Con't

22681 - TAGCGCCAGGACAAACTGGTGTATTGCTGATTATAATTATAAAATTGCCAGATGATTCA - 22740
 - * R Q D K L V L L L I I I I N C Q M I S
 - S A R T N W C Y C * L * L * I A R * F H
 - A P G Q T G V I A D Y N Y K L P D D F M
 22741 - TGGGTGTGTCCTTGCTTGAATACTAGGAACATTGATGCTACTTCAACTGGTAATTATA - 22800
 - W V V S L L G I L G T L M L L Q L V I I
 - G L C P C L E Y * E H * C Y F N W * L *
 - G C V L A W N T R N I D A T S T G N Y N
 22801 - ATTATAAATATAGGTATCTTAGACATGGCAAGCTTAGGCCCTTTGAGAGAGACATATCTA - 22860
 - I I N I G I L D M A S L G P L R E T Y L
 - L * I * V S * T W Q A * A L * E R H I *
 - Y K Y R Y L R H G K L R P F E R D I S N
 22861 - ATGTGCTTTTCTCCCTGATGGCAAACCTTGCACCCACCTGCTCTTAATTGTTATTGGC - 22920
 - M C L S P L M A N L A P H L L L I V I G
 - C A F L P * W Q T L H P T C S * L L L A
 - V P F S P D G K P C T P P A L N C Y W P
 22921 - CATTAAATGATTATGGTTTTTACACCACTACTGGCATTGGCTACCAACCTTACAGAGTTG - 22980
 - H * M I M V F T P L L A L A T N L T E L
 - I K * L W F L H H Y W H W L P T L Q S C
 - L N D Y G F Y T T T G I G Y Q P Y R V V
 22981 - TAGTACTTTCTTTGAACTTTTAAATGCACCGCCACGGTTGTGGACCAAAATATCCA - 23040
 - * Y F L L N F * M H R P R F V D Q N Y P
 - S T F F * T F K C T G H G L W T K I I H
 - V L S F E L L N A P A T V C G P K L S T
 23041 - CTGACCTTATTAAGAACCAGTGTGTCAATTTTAAATTTTATGGACTCACTGGTACTGGTG - 23100
 - L T L L R T S V S I L I L M D S L V L V
 - * P Y * E P V C Q F * F * W T H W Y W C
 - D L I K N Q C V N F N F N G L T G T G V
 23101 - TGTTAACTCCTTCTTCAAAGAGATTCAACCATTTCACAAATTTGGCCGTGATGTTTCTG - 23160
 - C * L L L Q R D F N H F N N L A V M F L
 - V N S F F K E I S T I S T I W P * C F *
 - L T P S S K R F Q P F Q Q F G R D V S D
 23161 - ATTTCACTGATCCGTTGAGATCCTAAAACATCTGAAATATTAGACATTTACCTTGCT - 23220
 - I S L I P F E I L K H L K Y * T F H L A
 - F H * F R S R S * N I * N I R H F T L S
 - F T D S V R D P K T S E I L D I S P C S
 23221 - CTTTGGGGGTGTAAGTGAATTACACCTGGAACAAATGCTTCATCTGAAGTTGCTGTTC - 23280
 - L L G V * V * L H L E Q M L H L K L L F
 - F W G C K C N Y T W N K C F I * S C C S
 - F G G V S V I T P G T N A S S E V A V L
 23281 - TATATCAAGATGTTAACTGCACTGATGTTTCTACAGCAATTCATGCAGATCAACTCACAC - 23340
 - Y I K M L T A L M F L Q Q F M Q I N S H
 - I S R C * L H * C F Y S N S C R S T H T
 - Y Q D V N C T D V S T A I H A D Q L T P
 23341 - CAGCTTGGCGCATATATCTACTGAAACAATGTATTCCAGACTCAAGCAGGCTGTCTTA - 23400
 - Q L G A Y I L L E T M Y S R L K Q A V L
 - S L A H I F Y W K Q C I P D S S R L S Y
 - A W R I Y S T G N N V F Q T Q A G C L I
 23401 - TAGGAGCTGAGCATGTGACACTTCTTATGAGTGGACATTCCTATTGGAGCTGGCATT - 23460
 - * E L S M S T L L M S A T F L L E L A F
 - R S * A C R H F L * V R H S Y W S W H L
 - G A E H V D T S Y E C D I P I G A G I C
 23461 - GTGCTAGTTACCATACAGTTTCTTATTACGTAGTACTAGCCAAAATCTATTGGCTT - 23520
 - V L V T I Q F L Y Y V V L A K N L L W L
 - C * L P Y S F F I T * Y * P K I Y C G L
 - A S Y H T V S L L R S T S Q K S I V A Y

FIG. 11 Con't

23521 - ATACTATGTCTTTAGGTGCTGATAGTTC AATTGCTTACTCTAATAACACCATTGCTATAC - 23580
 - I L C L * V L I V Q L L T L I T P L L Y
 - Y Y V F R C * * F N C L L * * H H C Y T
 - T M S L G A D S S I A Y S N N T I A I P
 23581 - C T A C T A A C T T T T C A A T T A G C A T T A C T A C A G A A G T A A T G C C T G T T T C T A T G G C T A A A A C C T - 23640
 - L L T F Q L A L L Q K * C L F L W L K P
 - Y * L F N * H Y Y R S N A C F Y G * N L
 - T N F S I S I T T E V M P V S M A K T S
 23641 - C C G T A G A T T G T A A T A T G T A C A T C T G C G G A G A T T C T A C T G A A T G T G C T A A T T T G C T T C T C C - 23700
 - P * I V I C T S A E I L L N V L I C F S
 - R R L * Y V H L R R F Y * M C * F A S P
 - V D C N M Y I C G D S T E C A N L L L Q
 23701 - A A T A T G T A G C T T T T G C A C A C A A C T A A A T C G T G C A C T C T C A G G T A T T G C T G C T G A A C A G G - 23760
 - N M V A F A H N * I V H S Q V L L L N R
 - I W * L L H T T K S C T L R Y C C * T G
 - Y G S F C T Q L N R A L S G I A A E Q D
 23761 - A T C G C A A C A C A C G T G A A G T G T T C G C T C A A G T C A A C A A A T G T A C A A A C C C C A A C T T T G A - 23820
 - I A T H V K C S L K S N K C T K P Q L *
 - S Q H T * S V R S S Q T N V Q N P N F E
 - R N T R E V F A Q V K Q M Y K T P T L K
 23821 - A A T A T T T T G T G G T T T T A A T T T T C A C A A A T A T T A C C T G A C C C T C T A A A G C C A A C T A A G A - 23880
 - N I L V V L I F H K Y Y L T L * S Q L R
 - I F W W F * F F T N I T * P S K A N * E
 - Y F G G F N F S Q I L P D P L K P T K R
 23881 - G G T C T T T T A T T G A G G A C T T G C T C T T T A A A A G G T G A C A C T C G C T G A T G T G G C T T C A T G A - 23940
 - G L L L R T C S L I R * H S L M L A S *
 - V F Y * G L A L * * G D T R * C W L H E
 - S F I E D L L F N K V T L A D A G F M K
 23941 - A G C A A T A T G G C G A A T G C C T A G G T G A T A T T A A T G C T A G A G A T C T A T T T G T G C G C A G A A G T - 24000
 - S N M A N A * V I L M L E I S F V R R S
 - A I W R M P R * Y * C * R S H L C A E V
 - Q Y G E C L G D I N A R D L I C A Q K F
 24001 - T C A A T G G A C T T A C A G T G T T G C C A C C T C T G C T A C T G A T G A T A T G A T T G C T G C C T A C A C T G - 24060
 - S M D L Q C C H L C S L M I * L L P T L
 - Q W T Y S V A T S A H * * Y D C C L H C
 - N G L T V L P P L L T D D M I A A Y T A
 24061 - C T G C T A G T T A G T G G T A C T G C C A C T G C T G G A T G G A C A T T T G G T G C T G G C G C T G C T C T T C - 24120
 - L L * L V V L P L L D G H L V L A L L F
 - C S S * W Y C H C W M D I W C W R C S S
 - A L V S G T A T A G W T F G A G A A L Q
 24121 - A A A T A C C T T T T G C T A T G C A A A T G G C A T A T A G G T T C A A T G G C A T T G G A G T T A C C C A A A A T G - 24180
 - K Y L L L C K W H I G S M A L E L P K M
 - N T F C Y A N G I * V Q W H W S Y P K C
 - I P F A M Q M A Y R F N G I G V T Q N V
 24181 - T T C T C T A T G A G A A C C A A A A C A A A T C G C C A A C C A A T T T A A C A A G G C G A T T A G T C A A A T T C - 24240
 - F S M R T K N K S P T N L T R R L V K F
 - S L * E P K T N R Q P I * Q G D * S N S
 - L Y E N Q K Q I A N Q F N K A I S Q I Q
 24241 - A A G A A T C A C T T A C A A C A C A T C A A C T G C A T T G G G C A A G C T G C A A G A C G T T G T T A A C C A G A - 24300
 - K N H L Q Q H Q L H W A S C K T L L T R
 - R I T Y N N I N C I G Q A A R R C * P E
 - E S L T T T S T A L G K L Q D V V N Q N
 24301 - A T G C T C A A G C A T T A A C A C A C T T G T T A A C A A C T T A G C T C T A A T T T T G G T G C A A T T T C A A - 24360
 - M L K H * T H L L N N L A L I L V Q F Q
 - C S S I K H T C * T T * L * F W C N F K
 - A Q A L N T L V K Q L S S N F G A I S S

FIG. 11 Con't

24361 - GTGTGCTAAATGATATCCTTTTCGCGACTTGATAAAGTCGAGGCGGAGGTACAAATTGACA - 24420
 - V C * M I S F R D L I K S R R R Y K L T
 - C A K * Y P F A T * * S R G G G T N * Q
 - V L N D I L S R L D K V E A E V Q I D R
 24421 - GGTAAATTACAGGCAGACTTCAAAGCCTTCAAACCTATGTAACACAACAATAATCAGGG - 24480
 - G * L Q A D F K A F K P M * H N N * S G
 - V N Y R Q T S K P S N L C N T T T N Q G
 - L I T G R L Q S L Q T Y V T Q Q L I R A
 24481 - CTGCTGAAATCAGGGCTTCTGCTAATCTTGCTGCTACTAAAATGTCTGAGTGTGTTCTTG - 24540
 - L L K S G L L L I L L L L K C L S V F L
 - C * N Q G F C * S C C Y * N V * V C S W
 - A E I R A S A N L A A T K M S E C V L G
 24541 - GACAATCAAAAAGAGTTGACTTTTTGTGGAAAGGGCTACCACCTTATGTCCTCCACAAG - 24600
 - D N Q K E L T F V E R A T T L C P S H K
 - T I K K S * L L W K G L P P Y V L P T S
 - Q S K R V D F C G K G Y H L M S F P Q A
 24601 - CAGCCCCGCATGGTGTGCTTCTTACATGTACGTATGTGCCATCCAGGAGAGGAACT - 24660
 - Q P R M V L S S Y M S R M C H P R R G T
 - S P A W C C L P T C H V C A I P G E E L
 - A P H G V V F L H V T Y V P S Q E R N F
 24661 - TCACCACAGCGCCAGCAATTTGTCATGAAGGCAAAGCATACTCCCTCGTGAAGGTGTTT - 24720
 - S P Q R Q Q F V M K A K H T S L V K V F
 - H H S A S N L S * R Q S I L P S * R C F
 - T T A P A I C H E G K A Y F P R E G V F
 24721 - TTGTGTTTAAATGGCACTTCTTGGTTTATTACACAGAGGAAGTCTTTTCTCCACAAATAA - 24780
 - L C L M A L L G L L H R G T S F L H K *
 - C V * W H F L V Y Y T E E L L F S T N N
 - V F N G T S W F I T Q R N F F S P Q I I
 24781 - TTACTACAGACAATACATTTGTCTCAGGAAATTGTGATGTCGTTATTGGCATCATTAAACA - 24840
 - L L Q T I H L S Q E I V M S L L A S L T
 - Y Y R Q Y I C L R K L * C R Y W H H * Q
 - T T D N T F V S G N C D V V I G I N N
 24841 - ACACAGTTTATGATCCTCTGCAACCTGAGCTTGACTCATTCAAAGAAGAGCTGGACAAGT - 24900
 - T Q F M I L C N L S L T H S K K S W T S
 - H S L * S S A T * A * L I Q R R A G Q V
 - T V Y D P L Q P E L D S F K E E L D K Y
 24901 - ACTTCAAAAATCATAATCACCAGATGTTGATCTTGGCGACATTTCAGGCATTAACGCTT - 24960
 - T S K I I H H Q M L I L A T F Q A L T L
 - L Q K S Y I T R C * S W R H F R H * R F
 - F K N H T S P D V D L G D I S G I N A S
 24961 - CTGTCGTCAACATTCAAAAGAAATTGACCGCCTCAATGAGGTCGCTAAAATTTAAATG - 25020
 - L S S T F K K K L T A S M R S L K I * M
 - C R Q H S K R N * P P Q * G R * K F K *
 - V V N I Q K E I D R L N E V A K N L N E
 25021 - AATCACTCATTGACCTTCAAGAATTGGGAAAATATGAGCAATATATTAATGGCCTTGTT - 25080
 - N H S L T F K N W E N M S N I L N G L G
 - I T H * P S R I G K I * A I Y * M A L V
 - S L I D L Q E L G K Y E Q Y I K W P W Y
 25081 - ATGTTTGGCTCGGCTTCAATGCTGACTAATTGCCATCGTCATGGTTACAATCTTGCTTT - 25140
 - M F G S A S L L D * L P S S W L Q S C F
 - C L A R L H C W T N C H R H G Y N L A L
 - V W L G F I A G L I A I V M V T I L L C
 25141 - GTTGCATGACTAGTTGTTGTCAGTTGCCTCAAGGGTGCATGCTTGTGTTCTTGCTGCA - 25200
 - V A * L V V A V A S R V H A L V V L A A
 - L H D * L L Q L P Q G C M L L W F L L Q
 - C M T S C C S C L K G A C S C G S C C K

FIG. 11 Con't

25201 - AGTTTGATGAGGATGACTCTGAGCCAGTTCTCAAGGGTGTCAAATTACATTACACATAAA - 25260
 - S L M R M T L S Q F S R V S N Y I T H K
 - V * * G * L * A S S Q G C Q I T L H I N
 - F D E D D S E P V L K G V K L H Y T * T

25261 - CGAACTTATGGATTTGTTTATGAGATTTTTACTCTTGGATCAATTACTGCACAGCCAGT - 25320
 - R T Y G F V Y E I F Y S W I N Y C T A S
 - E L M D L F M R F F T L G S I T A Q P V
 - N L W I C L * D F L L L D Q L L H S Q *

25321 - AAAAATTGACAATGCTTCTCTGCAAGTACTGTTTCATGCTACAGCAACGATACCGCTACA - 25380
 - K N * Q C F S C K Y C S C Y S N D T A T
 - K I D N A S P A S T V H A T A T I P L Q
 - K L T M L L L Q V L F M L Q Q R Y R Y K

25381 - AGCCTCACTCCCTTTCGGATGGCTGTTATTGGCGTGCATTCTTGCTGTTTTTCAGAG - 25440
 - S L T P F R M A C Y W R C I S C C F S E
 - A S L P F G W L V I G V A F L A V F Q S
 - P H S L S D G L L L A L H F L L F F R A

25441 - CGCTACAAAATAATTGCGCTCAATAAAAGATGGCAGCTAGCCCTTTATAAGGGCTTCCA - 25500
 - R Y Q N N C A Q * K M A A S P L * G L P
 - A T K I I A L N K R W Q L A L Y K G F Q
 - L P K * L R S I K D G S * P F I R A S S

25501 - GTTCATTGCAATTTACTGCTGCTATTTGTTACCATCTATTACATCTTTTGCTGTGCGC - 25560
 - V H L Q F T A A I C Y H L F T S F A C R
 - F I C N L L L L F V T I Y S H L L L V A
 - S F A I Y C C Y L L P S I H I F C L S L

25561 - TGCAGGTAAGGAGGGCGCAATTTTTGTACCTCTATGCCTTGATATATTTTCTACAATGCAT - 25620
 - C R * G G A I F V P L C L D I F S T M H
 - A G K E A Q F L Y L Y A L I Y F L Q C I
 - Q V R R R N F C T S M P * Y I F Y N A S

25621 - CAACGCATGTAGAATTATTATGAGATGTTGGCTTTGTTGGAAGTGCAAATCCAAGAACCC - 25680
 - Q R M * N Y Y E M L A L L E V Q I Q E P
 - N A C R I I M R C W L C W K C K S K N P
 - T H V E L L * D V G F V G S A N P R T H

25681 - ATTACTTTATGCCAACTACTTTGTTGCTGGCACACATAACTATGACTACTGTAT - 25740
 - I T L * C Q L L C L L A H T * L * L L Y
 - L L Y D A N Y F V C W H T H N Y D Y C I
 - Y F M M P T T L F A G T H I T M T T V Y

25741 - ACCATATAACAGTGTACAGATACAATTTGTCGTTACTGAAGGTGACGGCATTTC AACACC - 25800
 - T I * Q C H R Y N C R Y * R * R H F N T
 - P Y N S V T D T I V V T E G D G I S T P
 - H I T V S Q I Q L S L L K V T A F Q H Q

25801 - AAAACTCAAAGAAGACTACCAAATTGGTGGTTATTCTGAGGATAGGCACTCAGGTGTTAA - 25860
 - K T Q R R L P N W W L F * G * A L R C *
 - K L K E D Y Q I G G Y S E D R H S G V K
 - N S K K T T K L V V I L R I G T Q V L K

25861 - AGACTATGTCGTTGTACATGGCTATTTACCCGAAGTTTACTACCAGCTTGAGTCTACACA - 25920
 - R L C R C T W L F H R S L L P A * V Y T
 - D Y V V V H G Y F T E V Y Y Q L E S T Q
 - T M S L Y M A I S P K F T T S L S L H K

25921 - AATTACTACAGACTGGTATTGAAAATGCTACATTCTTCATCTTTAACAAGCTTGTTAA - 25980
 - N Y Y R H W Y * K C Y I L H L * Q A C *
 - I T T D T G I E N A T F F I F N K L V K
 - L L Q T L V L K M L H S S S L T S L L K

25981 - AGACCCACCGAATGTGCAAATACACAATCGACGGCTCTTCAGGAGTTGCTAATCCAGC - 26040
 - R P T E C A N T H N R R L F R S C * S S
 - D P P N V Q I H T I D G S S G V A N P A
 - T H R M C K Y T Q S T A L Q E L L I Q Q

FIG. 11 Con't

26041 - AATGGATCCAATTTATGATGAGCCGACGACGACTACTAGCGTGCCTTTGTAAGCACAAGA - 26100
 - N G S N L * * A D D D Y * R A F V S T R
 - M D P I Y D E P T T T T S V P L * A Q E
 - W I Q F M M S R R R L L A C L C K H K K
 26101 - AAGTGAGTACGAACTTATGACTACTTCGTTTCGGAAGAAACAGGTACGTTAATAGTTAA - 26160
 - K * V R T Y V L I R F G R N R Y V N S *
 - S E Y E L M Y S F V S E E T G T L I V N
 - V S T N L C T H S F R K K Q V R * * L I
 26161 - TAGCGTACTTCTTTTTCTGCTTTCGTTGCTATTCTGCTAGTCACACTAGCCATCCTTAC - 26220
 - * R T S F S C F R G I L A S H T S H P Y
 - S V L L F L A F V V F L L V T L A I L T
 - A Y F F F L L S W Y S C * S H * P S L L
 26221 - TGCCTTCGATTGTGTGCGTACTGCTGCAATATTGTTAACGTGAGTTAGTAAAACCAAC - 26280
 - C A S I V C V L L Q Y C * R E F S K T N
 - A L R L C A Y C C N I V N V S L V K P T
 - R F D C V R T A A I L L T * V * * N Q R
 26281 - GGTTCGCTACTCGCGTGTAAAAATCTGAACTCTTCTGAAGGAGTTCCTGATCTTCT - 26340
 - G L R L L A C * K S E L F * R S S * S S
 - V Y V Y S R V K N L N S S E G V P D L L
 - F T S T R V L K I * T L L K E F L I F W
 26341 - GGTCTAAACGAACTAATATTATTATTCTGTTTGGAACTTTAACATTGCTTATCATG - 26400
 - G L N E L T I I I I L F G T L T L L I M
 - V * T N * L L L L F C L E L * H C L S W
 - S K R T N Y Y Y Y S V W N F N I A Y H G
 26401 - GCAGACAACGGTACTATTACCGTTGAGGAGCTTAAACAACCTCTGGAACAATGGAACCTA - 26460
 - A D N G T I T V E E L K Q L L E Q W N L
 - Q T T V L L P L R S L N N S W N N G T *
 - R Q R Y Y Y R * G A * T T P G T M E P S
 26461 - GTAATAGGTTTCTTCTAGCCTGGATTATGTTACTACAATTGCGCTATTCTAATCGG - 26520
 - V I G F L F L A W I M L L Q F A Y S N R
 - * * V S Y S * P G L C Y Y N L P I L I G
 - N R F P I P S L D Y V T T I C L F * S E
 26521 - AACAGGTTTTGTACATAATAAGCTTGTTCCTCTGCTCTTGTGGCCAGTAAACTT - 26580
 - N R F L Y I I K L V F L W L L W P V T L
 - T G F C T * * S L F S S G S C G Q * H L
 - Q V F V H N K A C F P L A L V A S N T C
 26581 - GCTTGTGTTGTGCTGCTGTGTCTACAGAATTAATTGGGTGACTGGCGGATTGCGATT - 26640
 - A C F V L A V V Y R I N W V T G G I A I
 - L V L C L L L S T E L I G * L A G L R L
 - L F C A C C C L Q N * L G D W R D C D C
 26641 - GCAATGGCTTGATTGTAGGCTTGATGTGGCTTAGCTACTTCGTTGCTTCTCAGGCTG - 26700
 - A M A C I V G L M W L S Y F V A S F R L
 - Q W L V L * A * C G L A T S L L P S G C
 - N G L Y C R L D V A * L L R C F L Q A V
 26701 - TTTGCTCGTACCCGCTCAATGTGGTCATTCAACCCAGAAACAACTTCTTCTCAATGTG - 26760
 - F A R T R S M W S F N P E T N I L L N V
 - L L V P A Q C G H S T Q K Q T F F S M C
 - C S Y P L N V V I Q P R N K H S S Q C A
 26761 - CCTCTCCGGGGACAATTGTGACCAGCCGCTCATGGAAAGTGAACCTGTCATTGGTCT - 26820
 - P L R G T I V T R P L M E S E L V I G A
 - L S G G Q L * P D R S W K V N L S L V L
 - S P G D N C D Q T A H G K * T C H W C C
 26821 - GTGATCATTCGTGGTCACTTGCGAATGGCCGACACTCCCTAGGGCGCTGTGACATTAAG - 26880
 - V I I R G H L R M A G H S L G R C D I K
 - * S F V V T C E W P D T P * G A V T L R
 - D H S W S L A N G R T L P R A L * H * G

FIG. 11 Con't

26881 - GACCTGCCAAAAGAGATCACTGTGGCTACATCACGAACGCTTTCTTATTACAAATTAGGA - 26940
 - D L P K E I T V A T S R T L S Y Y K L G
 - T C Q K R S L W L H H E R F L I T N * E
 - P A K R D H C G Y I T N A F L L Q I R S
 26941 - GCGTCGCAGCGTGTAGGCACTGATTCAGGTTTTGCTGCATACAACCGCTACCGTATTGGA - 27000
 - A S Q R V G T D S G F A A Y N R Y R I G
 - R R S V * A L I Q V L L H T T A T V L E
 - V A A C R H * F R F C C I Q P L P Y W K
 27001 - AACTATAAATTAATACAGACCACGCCGGTAGCAACGACAATATTGCTTTGCTAGTACAG - 27060
 - N Y K L N T D H A G S N D N I A L L V Q
 - T I N * I Q T T P V A T T I L L C * Y S
 - L * I K Y R P R R * Q R Q Y C F A S T V
 27061 - TAAGTGACAACAGATGTTTCATCTTGTTGACTTCCAGGTTACAATAGCAGAGATATTGAT - 27120
 - * V T T D V S S C * L P G Y N S R D I D
 - K * Q Q M F H L V D F Q V T I A E I L I
 - S D N R C F I L L T S R L Q * Q R Y * L
 27121 - TATCATTATGAGGACTTTCAGGATTGCTATTTGGAATCTTGACGTTATAATAAGTTCAAT - 27180
 - Y H Y E D F Q D C Y L E S * R Y N K F N
 - I I M R T F R I A I W N L D V I I S S I
 - S L * G L S G L L F G I L T L * * V Q *
 27181 - AGTGAGACAATTATTAAGCCCTAACTAAGAAGAATTATTCGGAGTTAGATGATGAAGA - 27240
 - S E T I I * A S N * E E L F G V R * * R
 - V R Q L F K P L T K K N Y S E L D D E E
 - * D N Y L S L * L R R I I R S * M M K N
 27241 - ACCTATGGAGTTAGATTATCCATAAAACGAACATGAAAATTATTCTCTCCTGACATTGA - 27300
 - T Y G V R L S I K R T * K L F S S * H *
 - P M E L D Y P * N E H E N Y S L P D I D
 - L W S * I I H K T N M K I I L F L T L I
 27301 - TTGTATTACATCTTGCGAGCTATATCACTATCAGGAGTGTGTTAGAGGTACGACTGTAC - 27360
 - L Y L H L A S Y I T I R S V L E V R L Y
 - C I Y I L R A I S L S G V C * R Y D C T
 - V F T S C E L Y H Y Q E C V R G T T V L
 27361 - TACTAAAAGAACCTTGCCCATCAGGAACATACGAGGGCAATTCACCATTTCACCCTCTTG - 27420
 - Y * K N L A H Q E H T R A I H H F T L L
 - T K R T L P I R N I R G Q F T I S P S C
 - L K E P C P S G T Y E G N S P F H P L A
 27421 - CTGACAATAAATTTGCACTAAGTGCCTGACTGACACACTTTGCTTTTGCTTTGTGCTGACG - 27480
 - L T I N L H * L A L A H T L L L L L V L T
 - * Q * I C T N L H * H T L C F C L C * R
 - D N K F A L T C T S T H F A F A C A D G
 27481 - GTACTGCACATACCTATCAGCTGCGTGAAGATCAGTTTCACCAAAACTTTTCATCAGAC - 27540
 - V L D I P I S C V Q D Q F H Q N F S S D
 - Y S T Y L S A A C K I S F T K T F H Q T
 - T R H T Y Q L R A R S V S P K L F I R Q
 27541 - AAGAGGAGTTCAACAAGAGCTCTACTCGCCACTTTTCTCATTGTTGCTGCTCTAGTAT - 27600
 - K R R F N K S S T R H F F S L L L L * Y
 - R G G S T R A L L A T F S H C C C S S I
 - E E V Q Q E L Y S P L F L I V A A L V F
 27601 - TTTTAATACTTTGCTTCACCATTAAGAGAAAGACAGAATGAATGAGCTCACTTTAATTGA - 27660
 - F * Y F A S P L R E R Q N E * A H F N *
 - F N T L L H H * E K D R M N E L T L I D
 - L I L C F T I K R K T E * M S S L * L T
 27661 - CTTCTATTTGTGCTTTTGTAGCCTTTCTGCTATTCCTTGTTTAATAATGCTTATTATATT - 27720
 - L L F V L F S L S A I P C F N N A Y Y I
 - F Y L C F L A F L L F L V L I M L I I F
 - S I C A F * P F C Y S L F * * C L L Y F

FIG. 11 Con't

27721 - TTGGTTTTCACTCGAAATCCAGGATCTAGAAGAACCTTGTACCAAAGTCTAAACGAACAT - 27780
 - L V F T R N P G S R R T L Y Q S L N E H
 - W F S L E I Q D L E E P C T K V * T N M
 - G F H S K S R I * K N L V P K S K R T *
 27781 - GAACTTCTCATTGTTTTGACTTGTATTTCTCTATGCAGTTGCATATGCACTGTAGTACA - 27840
 - E T S H C F D L Y F S M Q L H M H C S T
 - K L L I V L T C I S L C S C I C T V V Q
 - N F S L F * L V F L Y A V A Y A L * Y S
 27841 - GCGCTGTGCATCTAATAAACCTCATGTGCTTGAAGATCCTTGTAAAGGTACAACACTAGGG - 27900
 - A L C I * * T S C A * R S L * G T T L G
 - R C A S N K P H V L E D P C K V Q H * G
 - A V H L I N L M C L K I L V R Y N T R G
 27901 - GTAATACTTATAGCACTGCTTGGCTTGTGCTCTAGGAAAGGTTTTACCTTTTCATAGAT - 27960
 - V I L I A L L G F V L * E R F Y L F I D
 - * Y L * H C L A L C S R K G F T F S * M
 - N T Y S T A W L C A L G K V L P F H R W
 27961 - GGCACACTATGGTTCAAACATGCACACCTAATGTTACTATCAACTGTCAAGATCCAGCTG - 28020
 - G T L W F K H A H L M L L S T V K I Q L
 - A H Y G S N M H T * C Y Y Q L S R S S W
 - H T M V Q T C T P N V T I N C Q D P A G
 28021 - GTGGTGGCCTTATAGCTAGGTGTTGGTACCTTCATGAAGGTCACCAAAGTCTGCATTTA - 28080
 - V V R L * L G V G T F M K V T K L L H L
 - W C A Y S * V L V P S * R S P N C C I *
 - G A L I A R C W Y L H E G H Q T A A F R
 28081 - GAGACGTACTTGTGTTTTAAATAAACGAACAAATAAAATGTCTGATAATGGACCCCAA - 28140
 - E T Y L L F * I N E Q I K M S D N G P Q
 - R R T C C F K * T N K L K C L I M D P N
 - D V L V L N K R T N * N V * * W T P I
 28141 - TCAAACCAACGTAGTGCCCCCGCATTACATTTGGTGGACCCACAGATTCAACTGACAAT - 28200
 - S N Q R S A P R I T F G G P T D S T D N
 - Q T N V V P P A L H L V D P Q I Q L T I
 - K P T * C P P H Y I W W T H R F N * Q *
 28201 - AACCAGAATGGAGGACGCAATGGGGCAAGGCCAAAACAGCGCCGACCCCAAGGTTTACCC - 28260
 - N Q N G G R N G A R P K Q R R P Q G L P
 - T R M E D A M G Q G Q N S A D P K V Y P
 - P E W R T Q W G K A K T A P T P R F T Q
 28261 - AATAACTGCGTCTTGGTTACAGCTCTCACTCAGCATGGCAAGGAGGAAGTCTAGATTC - 28320
 - N N T A S W F T A L T Q H G K E E L R F
 - I I L R L G S Q L S L S M A R R N L D S
 - * Y C V L V H S S H S A W Q G G T * I P
 28321 - CCTCGAGGCCAGGGCGTTCCAATCAACACCAATAGTGGTCCAGATGACCAAATGGCTAC - 28380
 - P R G Q G V P I N T N S G P D D Q I G Y
 - L E A R A F Q S T P I V V Q M T K L A T
 - S R P G R S N Q H Q * W S R * P N W L L
 28381 - TACCGAAGAGCTACCCGACGAGTTCGTGGTGGTGACGGCAAATGAAAGAGCTCAGCCCC - 28440
 - Y R R A T R R V R G G D G K M K E L S P
 - T E E L P D E F V V V T A K * K S S A P
 - P K S Y P T S S W W * R Q N E R A Q P Q
 28441 - AGATGGTACTTCTATTACCTAGGAAGTGGCCAGAAAGCTTCACTTCCCTACGGCGCTAAC - 28500
 - R W Y F Y Y L G T G P E A S L P Y G A N
 - D G T S I T * E L A Q K L H F P T A L T
 - M V L L L P R N W P R S F T S L R R * Q
 28501 - AAAGAAGGCATCGTATGGGTTGCAACTGAGGGAGCCTTGAATACACCCAAAGACCACATT - 28560
 - K E G I V W V A T E G A L N T P K D H I
 - K K A S Y G L Q L R E P * I H P K T T L
 - R R H R M G C N * G S L E Y T Q R P H W

FIG. 11 Con't

28561 - GGCACCCGCAATCCTAATAACAATGCTGCCACCGTGCTACAACCTCCTCAAGGAACAACA - 28620
 - G T R N P N N N A A T V L Q L P Q G T T
 - A P A I L I T M L P P C Y N F L K E Q H
 - H P Q S * * Q C C H R A T T S S R N N I
 28621 - TTGCCAAAAGGCTTCTACGCAGAGGGAAGCAGAGGCGGCAGTCAAGCCTCTTCTCGCTCC - 28680
 - L P K G F Y A E G S R G G S Q A S S R S
 - C Q K A S T Q R E A E A A V K P L L A P
 - A K R L L R R G K Q R R Q S S L F S L L
 28681 - TCATCACGTAGTCGCGGTAATTCAAGAAATCAACTCCTGGCAGCAGTAGGGGAAATTCT - 28740
 - S S R S R G N S R N S T P G S S R G N S
 - H H V V A V I Q E I Q L L A A V G E I L
 - I T * S R * F K K F N S W Q Q * G K F S
 28741 - CCTGCTCGAATGGCTAGCGGAGGTGGTGAAGTGGCCCTCGCGCTATTGCTGTGACAGAGA - 28800
 - P A R M A S G G G E T A L A L L L L D R
 - L L E W L A E V V K L P S R Y C C * T D
 - C S N G * R R W * N C P R A I A A R Q I
 28801 - TTGAACCAGCTTGAGAGCAAAGTTTCTGGTAAAGGCCAACAACAAGGCCAAACTGTC - 28860
 - L N Q L E S K V S G K G Q Q Q Q G Q T V
 - * T S L R A K F L V K A N N N K A K L S
 - E P A * E Q S F W * R P T T T R P N C H
 28861 - ACTAAGAAATCTGCTGCTGAGGCATCTAAAAGCCTCGCCAAAACGTACTGCCACAAA - 28920
 - T K K S A A E A S K K P R Q K R T A T K
 - L R N L L L R H L K S L A K N V L P Q N
 - * E I C C * G I * K A S P K T Y C H K T
 28921 - CAGTACAACGTCACTCAAGCATTGGGAGACGTGGTCCAGAACAACCCAAGGAAATTC - 28980
 - Q Y N V T Q A F G R R G P E Q T Q G N F
 - S T T S L K H L G D V V Q N K P K E I S
 - V Q R H S S I W E T W S R T N P R K F R
 28981 - GGGGACCAAGACCTAATCAGACAAGGAAGTATTACAACATTGGCCGCAAATTGCACAA - 29040
 - G D Q D L I R Q G T D Y K H W P Q I A Q
 - G T K T * S D K E L I T N I G R K L H N
 - G P R P N Q T R N * L Q T L A A N C T I
 29041 - TTTGCTCCAAGTGCCTCTGCATTCTTTGGAATGTCACGCATTGGCATGGAAGTCACACCT - 29100
 - F A P S A S A F F G M S R I G M E V T P
 - L L Q V P L H S L E C H A L A W K S H L
 - C S K C L C I L W N V T H W H G S H T F
 29101 - TCGGGAACATGGCTGACTTATCATGGAGCCATTAATGGATGACAAAGATCCACAATTC - 29160
 - S G T W L T Y H G A I K L D D K D P Q F
 - R E H G * L I M E P L N W M T K I H N S
 - G N M A D L S W S H * I G * Q R S T I Q
 29161 - AAAGACAACGTCACTACTGTGAACAAGCACATTGACGCATACAAAACATTCCCACCAACA - 29220
 - K D N V I L L N K H I D A Y K T F P P T
 - K T T S Y C * T S T L T H T K H S H Q Q
 - R Q R H T A E Q A H * R I Q N I P T N R
 29221 - GAGCCTAAAAGGACAAAAAGAAAAGACTGATGAAGCTCAGCCTTTGCCGAGAGACAA - 29280
 - E P K K D K K K K T D E A Q P L P Q R Q
 - S L K R T K R K R L M K L S L C R R D K
 - A * K G Q K E K D * * S S A F A A E T K
 29281 - AAGAAGCAGCCCCTGTGACTCTTCTCCTGCGGCTGACATGGATGATTTCTCCAGACAA - 29340
 - K K Q P T V T L L P A A D M D D F S R Q
 - R S S P L * L F F L R L T W M I S P D N
 - E A A H C D S S S C G * H G * F L Q T T
 29341 - CTTCAAATCCATGAGTGGAGCTTCTGCTGATTCAACTCAGGCATAAACACTCATGATG - 29400
 - L Q N S M S G A S A D S T Q A * T L M M
 - F K I P * V E L L L I Q L R H K H S * *
 - S K F H E W S F C * F N S G I N T H D D

FIG. 11 Con't

29401 - ACCACACAAGGCAGATGGGCTATGTAAACGTTTTTCGCAATTCGGTTTACGATACATAGTC - 29460
 - T T Q G R W A M * T F S Q F R L R Y I V
 - P H K A D G L C K R F R N S V Y D T * S
 - H T R Q M G Y V N V F A I P F T I H S L
 29461 - TACTCTTGTGCAGAATGAATTCTCGTAACTAACAGCACAAGTAGGTTTAGTAACTTTA - 29520
 - Y S C A E * I L V T K Q H K * V * L T L
 - T L V Q N E F S * L N S T S R F S * L *
 - L L C R M N S R N * T A Q V G L V N F N
 29521 - ATCTCACATAGCAATCTTTAATCAATGTGTAAACATTAGGGAGGACTTGAAAGAGCCACCA - 29580
 - I S H S N L * S M C N I R E D L K E P P
 - S H I A I F N Q C V T L G R T * K S H H
 - L T * Q S L I N V * H * G G L E R A T T
 29581 - CATTTTCATCGAGGCCACGCGGAGTACGATCGAGGGTACAGTGAATAATGCTAGGGAGAG - 29640
 - H F H R G H A E Y D R G Y S E * C * G E
 - I F I E A T R S T I E G T V N N A R E S
 - F S S R P R G V R S R V Q * I M L G R A
 29641 - CTGCCTATATGGAAGAGCCCTAATGTGTAAAATTAATTTTAGTAGTGCTATCCCATGTG - 29700
 - L P I W K S P N V * N * F * * C Y P H V
 - C L Y G R A L M C K I N F S S A I P M *
 - A Y M E E P * C V K L I L V V L S P C D
 29701 - ATTTTAATAGCTTCTTAGGAGAATGACAAAAAAAAAAAAAAAAA - 29742
 - I L I A S * E N D K K K K K X
 - F * * L L R R M T K K K K X
 - F N S F L G E * Q K K K K X

FIG. 11 Con't

1 - TTTTTTTTTTTTTTGTCACTCTCCTAAGAAGCTATTAATAATCACATGGGGATAGCACTA - 60
 - F F F F F V I L L R S Y * N H M G I A L
 - F F F F L S F S * E A I K I T W G * H Y
 - F F F F C H S P K K L L K S H G D S T T
 61 - CTAAAATTAATTTTACACATTAGGGCTCTTCCATATAGGCAGCTCTCCCTAGCATTATTC - 120
 - L K L I L H I R A L P Y R Q L S L A L F
 - * N * F Y T L G L F H I G S S P * H Y S
 - K I N F T H * G S S I * A A L P S I I H
 121 - ACTGTACCCTCGATCGTACTCCGCGTGGCCTCGATGAAAATGTGGTGGCTCTTTCAAGTC - 180
 - T V P S I V L R V A S M K M W W L F Q V
 - L Y P R S Y S A W P R * K C G G S F K S
 - C T L D R T P R G L D E N V V A L S S P
 181 - CTCCCTAATGTTACACATTGATTAAGATTGCTATGTGAGATTAAAGTTAACTAAACCTA - 240
 - L P N V T H * L K I A M * D * S * L N L
 - S L M L H I D * R L L C E I K V N * T Y
 - P * C Y T L I K D C Y V R L K L T K P T
 241 - CTTGTGCTGTTTTAGTTACGAGAATTCATTCTGCACAAGAGTAGACTATGTATCGTAAACG - 300
 - L V L F S Y E N S F C T R V D Y V S * T
 - L C C L V T R I H S A Q E * T M Y R K R
 - C A V * L R E F I L H K S R L C I V N G
 301 - GAATTGCGAAAACGTTTACATAGCCCATCTGCTTGTGTGGTCATCATGAGTGTATTATGC - 360
 - E L R K R L H S P S A L C G H H E C L C
 - N C E N V Y I A H L P C V V I M S V Y A
 - I A K T F T * P I C L V W S S * V F M P
 361 - CTGAGTTGAATCAGCAGAAGCTCCACTCATGGAATTTGAAGTTGTCTGGAGAAATCATC - 420
 - L S * I S R S S T H G I L K L S G E I I
 - * V E S A E A P L M E F * S C L E K S S
 - E L N Q Q K L H S W N F E V V W R N H P
 421 - CATGTCAGCCGAGGAAGAAGAGTCACAGTGGGCTGCTTCTTTTGTCTCTGCGGCAAAGG - 480
 - H V S R R K K S H S G L L L L S L R Q R
 - M S A A G R R V T V G C F F C L C G K G
 - C Q P Q E E E S Q W A A S F V S A A K A
 481 - CTGAGCTTCATCAGTCTTTTTCTTTTTGTCTTTTTAGGCTCTGTGGTGGGAATGTTTT - 540
 - L S F I S L F L F V L F R L C W W E C F
 - * A S S V F F F L S F L G S V G G N V L
 - E L H Q S F S F C P F * A L L V G M F C
 541 - GTATGCGTCAATGTGCTTGTTCAGCAGTATGACGTTGTCTTTGAATTGTGGATCTTTGTC - 600
 - V C V N V L V Q Q Y D V V F E L W I F V
 - Y A S M C L F S S M T L S L N C G S L S
 - M R Q C A C S A V * R C L * I V D L C H
 601 - ATCCAATTTAATGGCTCCATGATAAGTCAGCCATGTTCCCGAAGGTGTGACTTCCATGCC - 660
 - I Q F N G S M I S Q P C S R R C D F H A
 - S N L M A P * * V S H V P E G V T S M P
 - P I * W L H D K S A M F P K V * L P C Q
 661 - AATGCGTGACATTCCAAAAGATGCAGAGGCACCTGGAGCAAATTTGTGCAATTTGCGGCCA - 720
 - N A * H S K E C R G T W S K L C N L R P
 - M R D I P K N A E A L G A N C A I C G Q
 - C V T F Q R M Q R H L E Q I V Q F A A N
 721 - ATGTTTGTAAATCAGTCTTGTCTGATTAGGTCTTGGTCCCGAAAATTTCTTGGGTTTG - 780
 - M F V I S S L S D * V L V P E I S L G L
 - C L * S V P C L I R S W S P K F P W V C
 - V C N Q F L V * L G L G P R N F L G F V
 781 - TTCTGGACCACGTCTCCCAAATGCTTGAGTGACGTTGTACTGTTTTGTGGCAGTACGTTT - 840
 - F W T T S P K C L S D V V L F C G S T F
 - S G P R L P N A * V T L Y C F V A V R F
 - L D H V S Q M L E * R C T V L W Q Y V F

FIG. 12

841 - TTGGCGAGGCTTTTTAGATGCCTCAGCAGCAGATTTCTTAGTGACAGTTTGGCCTTGTG - 900
 - L A R L F R C L S S R F L S D S L A L L
 - W R G F L D A S A A D F L V T V W P C C
 - G E A F * M P Q Q Q I S * * Q F G L V V
 901 - TTGTTGGCCTTTACCAGAACTTTGCTCTCAAGCTGGTTCAATCTGTCTAGCAGCAATAG - 960
 - L L A F T R N F A L K L V Q S V * Q Q *
 - C W P L P E T L L S S W F N L S S S N S
 - V G L Y Q K L C S Q A G S I C L A A I A
 961 - CGCGAGGGCAGTTTCACCACCTCCGCTAGCCATTCGAGCAGGAGAATTTCCCTACTGCT - 1020
 - R E G S F T T S A S H S S R R I S P T A
 - A R A V S P P P L A I R A G E F P L L L
 - R G Q F H H L R * P F E Q E N F P Y C C
 1021 - GCCAGGAGTTGAATTTCTGAATTACCGCGACTACGTGATGAGGAGCGAGAAGAGGCTTG - 1080
 - A R S * I S * I T A T T * * G A R R G L
 - P G V E F L E L P R L R D E E R E E A *
 - Q E L N F L N Y R D Y V M R S E K R L D
 1081 - ACTGCCCTCTGCTCCCTCTGCGTAGAAGCCTTTTGGCAATGTTGTTCCCTGAGGAAG - 1140
 - T A A S A S L C V E A F W Q C C S L R K
 - L P P L L P S A * K P F G N V V P * G S
 - C R L C F P L R R S L L A M L F L E E V
 1141 - TTGTAGCACGGTGGCAGCATTGTTATTAGGATTGGGGTGCCAATGGTCTTTGGGTGT - 1200
 - L * H G G S I V I R I A G A N V V F G C
 - C S T V A A L L L G L R V P M W S L G V
 - V A R W Q H C Y * D C G C Q C G L W V Y
 1201 - ATTCAGGCTCCCTCAGTTGCAACCCATACGATGCCTTCTTTGTTAGCGCCGTAGGGAAG - 1260
 - I Q G S L S C N P Y D A F F V S A V G K
 - F K A P S V A T H T M P S L L A P * G S
 - S R L P Q L Q P I R C L L C * R R R E V
 1261 - TGAAGCTTCTGGGCCAGTTCCTAGGTAATAGAAGTACCATCTGGGGCTGAGCTTTTCAT - 1320
 - * S F W A S S * V I E V P S G A E L F H
 - E A S G P V P R * * K Y H L G L S S F I
 - K L L G Q F L G N R S T I W G * A L S F
 1321 - TTTGCCGTACCACCACGAACCTCGTCCGGTAGCTCTTCGGTAGTAGCCAATTTGGTCATC - 1380
 - F A V T T T N S S G S S S V V A N L V I
 - L P S P P R T R R V A L R * * P I W S S
 - C R H H H E L V G * L F G S S Q F G H L
 1381 - TGGACCACTATTGGTGTGATTGGAACGCCCTGGCCTCGAGGGAATCTAAGTTCCTCCTT - 1440
 - W T T I G V D W N A L A S R E S K F L L
 - G P L L V L I G T P W P R G N L S S S L
 - D H Y W C * L E R P G L E G I * V P P C
 1441 - GCCATGCTGAGTGAGAGCTGTGAACCAAGACGCAGTATTATTGGGTAAACCTTGGGGTCG - 1500
 - A M L S E S C E P R R S I I G * T L G S
 - P C * V R A V N Q D A V L L G K P W G R
 - H A E * E L * T K T Q Y Y W V N L G V G
 1501 - GCGTGTTTTGGCCTTGCCCATTCGCTCCTCCATTCTGGTTATTGTGAGTTGAATCTGT - 1560
 - A L F W P C P I A S S I L V I V S * I C
 - R C F G L A P L R P P F W L L S V E S V
 - A V L A L P H C V L H S G Y C Q L N L W
 1561 - GGTCCACCAAATGTAATGCGGGGGGCACTACGTTGTTGATTGGGGTCCATTATCAGA - 1620
 - G S T K C N A G G T T L V * L G S I I R
 - G P P N V M R G A L R W F D W G P L S D
 - V H Q M * C G G G H Y V G L I G V H Y Q T
 1621 - CATTTAATTTGTTTCGTTTATTTAAACAACAAGTACGTCTCTAAATGCAGCAGTTTGGT - 1680
 - H F N L F V Y L K Q Q V R L * M Q Q F G
 - I L I C S F I * N N K Y V S K C S S L V
 - F * F V R L F K T T S T S L N A A V W *

FIG. 12 Con't

1681 - GACCTTCATGAAGGTACCAACACCTAGCTATAAGCGCACCACCAGCTGGATCTTGACAGT - 1740
 - D L H E G T N T * L * A H H Q L D L D S
 - T F M K V P T P S Y K R T T S W I L T V
 - P S * R Y Q H L A I S A P P A G S * Q L

1741 - TGATAGTAACATTAGGTGTGCATGTTTGAACCATAGTGTGCCATCTATGAAAAGGTAAAA - 1800
 - * * * H * V C M F E P * C A I Y E K V K
 - D S N I R C A C L N H S V P S M K R * N
 - I V T L G V H V * T I V C H L * K G K T

1801 - CCTTTCCTAGAGCACAAAGCCAAGCAGTGCTATAAGTATFACCCCTAGTGTGTACCTTA - 1860
 - P F L E H K A K Q C Y K Y Y P * C C T L
 - L S * S T K P S S A I S I T P S V V P Y
 - F P R A Q S Q A V L * V L P L V L Y L T

1861 - CAAGGATCTTCAAGCACATGAGGTTTATTAGATGCACAGCGCTGTACTACAGTGCATATG - 1920
 - Q G S S S T * G L L D A Q R C T T V H M
 - K D L Q A H E V Y * M H S A V L Q C I C
 - R I F K H M R F I R C T A L Y Y S A Y A

1921 - CAACTGCATAGAGAAAATACAAGTCAAAAATGAGAAGTTTCATGTTTCGTTTAGACTTTG - 1980
 - Q L H R E I Q V K T M R S F M F V * T L
 - N C I E K Y K S K Q * E V S C S F R L W
 - T A * R N T S Q N N E K F H V R L D F G

1981 - GTACAAGGTTCTTCTAGATCCTGGATTCGAGTGAAAACCAAAATATAATAAGCATTATT - 2040
 - V Q G S S R S W I S S E N Q N I I S I I
 - Y K V L L D P G F R V K T K I * * A L L
 - T R F F * I L D F E * K P K Y N K H Y *

2041 - AAAACAAGGAATAGCAGAAAGGCTAAAAAGCACAAATAGAAGTCAATTAAGTGAGTCA - 2100
 - K T R N S R K A K K H K * K S I K V S S
 - K Q G I A E R L K S T N R S Q L K * A H
 - N K E * Q K G * K A Q I E V N * S E L I

2101 - TTCATTCTGTCTTTCTCTTAATGGTGAAGCAAAGTATTAATAACTAGAGCAGCAACAA - 2160
 - F I L S F S * W * S K V L K I L E Q Q Q
 - S F C L S L N G E A K Y * K Y * S S N N
 - H S V F L L M V K Q S I K N T R A A T M

2161 - TGAGAAAAAGTGGCGAGTAGAGCTCTGTGTAACCTCCTCTGTCTGATGAAAAGTTTTG - 2220
 - * E K V A S R A L L V E P P L V * * K V L
 - E K K W R V E L L L N L L L S D E K F W
 - R K S G E * S S C * T S S C L M K S F G

2221 - GTGAAACTGATCTTGACGCAGCTGATAGGTATGTCGAGTACCGTCAGCACAAAGCAAAG - 2280
 - V K L I L H A A D R Y V E Y R Q H K Q K
 - * N * S C T Q L I G M S S T V S T S K S
 - E T D L A R S * * V C R V P S A Q A K A

2281 - CAAAGTGTGTGCTAGTCAAGTTAGTGCAAATTTATTGTGAGCAAGAGGGTGAAATGGTG - 2340
 - Q S V C * C K L V Q I Y C Q Q E G E M V
 - K V C A S A S * C K F I V S K R V K W *
 - K C V L V Q V S A N L L S A R G * N G E

2341 - AATTGCCCTCGTATGTTCTGATGGCAAGGTTCTTTTAGTAGTACAGTCGTACCTCTAA - 2400
 - N C P R M F L M G K V L L V V Q S Y L *
 - I A L V C S * W A R F F * * Y S R T S N
 - L P S Y V P D G Q G S F S S T V V P L T

2401 - CAACTCCTGATAGTATAGCTCGCAAGATGTAATAACAATCAATGTCAGGAAGAGAA - 2460
 - H T P D S D I A R K M * I Q S M S G R E
 - T L L I V I * L A R C K Y N Q C Q E E N
 - H S * * * Y S S Q D V N T I N V R K R I

2461 - TAATTTTCATGTTTCGTTTTATGGATAATCTAACTCCATAGGTTCTTCATCATCTAACTCC - 2520
 - * F S C S F Y G * S N S I G S S S S N S
 - N F H V R F M D N L T P * V L H H L T P
 - I F M F V L W I I * L H R F F I I * L R

FIG. 12 Con't

2521 - GAATAATTCTTCTTAGTTAGAGGCTTAAATAATTGTCTCACTATTGAACTTATTATAACG - 2580
 - E * F F L V R G L N N C L T I E L I I T
 - N N S S * L E A * I I V S L L N L L * R
 - I I L L S * R L K * L S H Y * T Y Y N V

2581 - TCAAGATTCCAAATAGCAATCCTGAAAGTCTCATAATGATAATCAATATCTCTGCTATT - 2640
 - S R F Q I A I L K V L I M I I N I S A I
 - Q D S K * Q S * K S S * * * S I S L L L
 - K I P N S N P E S P H N D N Q Y L C Y C

2641 - GTAACCTGGAAGTCAACAAGATGAAACATCTGTTGTCACTTACTGTACTAGCAAAGCAAT - 2700
 - V T W K S T R * N I C C H L L Y * Q S N
 - * P G S Q Q D E T S V V T Y C T S K A I
 - N L E V N K M K H L L S L T V L A K Q Y

2701 - ATTGTGCTGTGCTACCGGCGTGGTCTGTATTTAATTTATAGTTTCCAATACGGTAGCGGTT - 2760
 - I V V A T G V V C I * F I V S N T V A V
 - L S L L P A W S V F N L * F P I R * R L
 - C R C Y R R G L Y L I Y S F Q Y G S G C

2761 - GTATGCAGCAAACCTGAATCAGTGCCTACACGCTGCGACGCTCCTAATTTGTAATAAGA - 2820
 - V C S K T * I S A Y T L R R S * F V I R
 - Y A A K P E S V P T R C D A P N L * * E
 - M Q Q N L N Q C L H A A T L L I C N K K

2821 - AAGCGTTCGTGATGTAGCCACAGTGATCTCTTTTGGCAGGTCCTTAATGTACACAGCGCCC - 2880
 - K R S * C S H S D L F W Q V L N V T A P
 - S V R D V A T V I S F G R S L M S Q R P
 - A F V M * P Q * S L L A G P * C H S A L

2881 - TAGGGAGTGTCCGGCCATTGCAAGTGACCACGAATGATCACAGCACCAATGACAAGTTC - 2940
 - * G V S G H S Q V T T N D H S T N D K F
 - R E C P A I R K * P R M I T A P M T S S
 - G S V R P F A S D H E * S Q H Q * Q V H

2941 - ACTTTCATGAGCGGTCTGGTCACAATTGTCCCCGGAGAGGCACATTGAGAAGAATGTT - 3000
 - T F H E R S G H N C P P E R H I E K N V
 - L S M S G L V T I V P R R G T L R R M F
 - F P * A V W S Q L S P G E A H * E E C L

3001 - TGTTTCTGGGTTGAATGACCACATTGAGCGGTTACGAGCAAACAGCCTGAAGGAAGCAAC - 3060
 - C F W V E * P H * A G T S K Q P E G S N
 - V S G L N D H I E R V R A N S L K E A T
 - F L G * M T T L S G Y E Q T A * R K Q R

3061 - GAAGTAGCTAAGCCACATCAAGCCTACAATAACAAGCATTGCAATCGCAATCCCGCCAGT - 3120
 - E V A K P H Q A Y N T S H C N R N P A S
 - K * L S H I K P T I Q A I A I A I P P V
 - S S * A T S S L Q Y K P L Q S Q S R Q S

3121 - CACCCAATTAATTCTGTAGACAACAGCAAGCACAAAACAAGCAAGTGTACTGGCCACAA - 3180
 - H P I N S V D N S K H K T S K C Y W P Q
 - T Q L I L * T T A S T K Q A S V T G H K
 - P N * F C R Q Q Q A Q N K Q V L L A T R

3181 - GAGCCAGAGGAAAACAAGCTTTATTATGTACAAAACCTGTTCCGATTAGAATAGGCAAA - 3240
 - E P E E N K L Y Y V Q K P V P I R I G K
 - S Q R K T S F I M Y K N L F R L E * A N
 - A R G K Q A L L C T K T C S D * N R Q I

3241 - TTGTAGTAACATAATCCAGGCTAGGAATAGGAAACCTATTACTAGGTTCCATTGTTCCAG - 3300
 - L * * H N P G * E * E T Y Y * V P L F Q
 - C S N I I Q A R N R K P I T R F H C S R
 - V V T * S R L G I G N L L L G S I V P G

3301 - GAGTTGTTTAAAGCTCCTCAACGGTAATAGTACCGTTGTCTGCCATGATAAGCAATGTAA - 3360
 - E L F K L L N G N S T V V C H D K Q C *
 - S C L S S S T V I V P L S A M I S N V K
 - V V * A P Q R * * Y R C L P * * A M L K

FIG. 12 Con't

3361 - AGTCCAAACAGAATAATAATAATAGTTAGTTTCGTTTAGACCAGAAGATCAGGAACCTCT - 3420
 - S S K Q N N N N S * F V * T R R S G T P
 - V P N R I I I I V S S F R P E D Q E L L
 - F Q T E * * * * L V R L D Q K I R N S F
 3421 - TCAGAAGAGTTTCAGATTTTTAACACGCGAGTAGACGTAAACCGTTGGTTTTACTAACTC - 3480
 - S E E F R F L T R E * T * T V G F T K L
 - Q K S S D F * H A S R R K P L V L L N S
 - R R V Q I F N T R V D V N R W F Y * T H
 3481 - ACGTTAACAATATTCAGCAGTACGCACACAATCGAAGCGCAGTAAGGATGGCTAGTGTG - 3540
 - T L T I L Q Q Y A H N R S A V R M A S V
 - R * Q Y C S S T H T I E A Q * G W L V *
 - V N N I A A V R T Q S K R S K D G * C D
 3541 - ACTAGCAAGAATACCACGAAAGCAAGAAAAGAAGTACGCTATTAACCTATTAACGTACCT - 3600
 - T S K N T T K A R K R S T L L T I N V P
 - L A R I P R K Q E K E V R Y * L L T Y L
 - * Q E Y H E S K K K K Y A I N Y * R T C
 3601 - GTTCTTCCGAACGAATGAGTACATAAGTTTCGTACTCACTTCTTGTGCTTACAAAGGC - 3660
 - V S S E T N E Y I S S Y S L S C A Y K G
 - F L P K R M S T * V R T H F L V L T K A
 - F F R N E * V H K F V L T F L C L Q R H
 3661 - ACGCTAGTAGTCGTCGCTCGGCTCATATAAATGGATCCATTGCTGGATTAGCAACTCCT - 3720
 - T L V V V V G S S * I G S I A G L A T P
 - R * * S S S A H H K L D P L L D * Q L L
 - A S S R R R L I I N W I H C W I S N S *
 3721 - GAAGAGCCGTCGATTGTGTGTTATTGCACATTCGGTGGGCTTTAACAGCTTGTTAAAG - 3780
 - E E P S I V C I C T F G G S L T S L L K
 - K S R R L C V F A H S V G L * Q A C * R
 - R A V D C V Y L H I R W V F N K L V K D
 3781 - ATGAAGAATGTAGCATTTCATACCAGTGTCTGTAGTAATTTGTGTAGACTCAAGCTGG - 3840
 - M K N V A F S I P V S V V I C V D S S W
 - * R N * H F Q Y Q C L * * F V * T Q A G
 - E E C S I F N T S V C S N L C R L K L V
 3841 - TAGTAACTTCGGTGAATAGCCATGTACAACGACATAGTCTTTAACACCTGAGTGCCTA - 3900
 - * * T S V K * P C T T T * S L T P E C L
 - S K L R * N S H V Q R H S L * H L S A Y
 - V N F G E I A M Y N D I V F N T * V P I
 3901 - TCCTCAGAATAACACCAATTTGGTAGTCTTCTTTGAGTTTGGTGTGAAATGCCGTCA - 3960
 - S S E * P P I W * S S L S F G V E M P S
 - P Q N N H Q F G S L L * V L V L K C R H
 - L R I T T N L V V F F E F W C * N A V T
 3961 - CCTTCAGTAACGACAATTGTATCTGTGACACTGTATATGGTATACAGTAGTCATAGTTA - 4020
 - P S V T T I V S V T L L Y G I Q * S * L
 - L Q * R Q L Y L * H C Y M V Y S S H S Y
 - F S N D N C I C D T V I W Y T V V I V M
 4021 - TGTGTGTGCCAGCAACAAAGTAGTTGGCATCATAAAGTAATGGGTTCTTGGATTTGCAC - 4080
 - C V C Q Q T K * L A S * S N G F L D L H
 - V C A S K Q S S W H H K V M G S W I C T
 - C V P A N K V V G I I K * W V L G F A L
 4081 - TTCCAACAAAGCCAACATCTCATAATAATTCTACATGCCTGATGATGATTAGAAAATAT - 4140
 - F Q Q S Q H L I I I L H A L M H C R K Y
 - S N K A N I S * * F Y M R * C I V E N I
 - P T K P T S H N N S T C V D A L * K I Y
 4141 - ATCAAGGCATAGAGGTACAAAATTGCGCCTCCTTACCTGCAGCGACAAGCAAAGATGT - 4200
 - I K A * R Y K N C A S L P A A T S K R C
 - S R H R G T K I A P P Y L Q R Q A K D V
 - Q G I E V Q K L R L L T C S D K Q K M *

FIG. 12 Con't

4201 - GAATAGATGGTAACAAATAGCAGCAGTAAATTGCAAATGAACTGGAAGCCCTTATAAAGG - 4260
 - E * M V T N S S S K L Q M N W K P L * R
 - N R W * Q I A A V N C K * T G S P Y K G
 - I D G N K * Q Q * I A N E L E A L I K G
 4261 - GCTAGCTGCCATCTTTTATTGAGCGCAATTATTTTGGTAGCGCTCTGAAAAACAGCAAGA - 4320
 - A S C H L L L S A I I L V A L * K T A R
 - L A A I F Y * A Q L F W * R S E K Q Q E
 - * L P S F I E R N Y F G S A L K N S K K
 4321 - AATGCAACGCCAATAACAAGCCATCCGAAAGGGAGTGAGGCTGTAGCGGTATCGTTGCT - 4380
 - N A T P I T S H P K G S E A C S G I V A
 - M Q R Q * Q A I R K G V R L V A V S L L
 - C N A N N K P S E R E * G L * R Y R C C
 4381 - GTAGCATGAACAGTACTTGCAGGAGAAGCATTGTCAATTTTTACTGGCTGTGCAGTAATT - 4440
 - V A * T V L A G E A L S I F T G C A V I
 - * H E Q Y L Q E K H C Q F L L A V Q * L
 - S M N S T C R R S I V N F Y W L C S N *
 4441 - GATCCAAGAGTAAAAATCTCATAAACAATCCATAAGTTCGTTTATGTGTAATGTAATT - 4500
 - D P R V K N L I N K S I S S F M C N V I
 - I Q E * K I S * T N P * V R L C V M * F
 - S K S K K S H K Q I H K F V Y V * C N L
 4501 - TGACACCCCTTGAGAAGTGGCTCAGAGTCATCCTCATCAAAGTTCAGCAAGAACCACAAG - 4560
 - * H P * E L A Q S H P H Q T C S K N H K
 - D T L E N W L R V I L I K L A A R T T R
 - T P L R T G S E S S S S N L Q Q E P Q E
 4561 - AGCATGCACCCCTTGAGGCAACTGCAACAAGTTCATGCAACAAGCAAGATTGTAACCA - 4620
 - S M H P * G N C N N * S C N K A R L * P
 - A C T L E A T A T T S H A T K Q D C N H
 - H A P L R Q L Q Q L V M Q Q S K I V T M
 4621 - TGACGATGGCAATTAGTCCAGCAATGAAGCCGAGCCAAACATACCAAGGCCATTTAATAT - 4680
 - * R W Q L V Q Q * S R A K H T K A I * Y
 - D D G N * S S N E A E P N I P R P F N I
 - T M A I S P A M K P S Q T Y Q G H L I Y
 4681 - ATTGCTCATATTTTCCCAATTCTTGAAGTCAATGAGTGATTCAATTTAAATTTTAGCGA - 4740
 - I A H I F P I L E G Q * V I H L N F * R
 - L L I F S Q F L K V N E * F I * I F S D
 - C S Y F P N S * R S M S D S F K F L A T
 4741 - CCTCATGAGGCGGTCAATTTCTTTTTGAATGTTGACGACAGAAGCGTTAATGCCTGAAA - 4800
 - P H * G G Q F L F E C * R Q K R * C L K
 - L I E A V N F F L N V D D R S V N A * N
 - S L R R S I S F * M L T T E A L M P E M
 4801 - TGTCGCCAAGATCAACATCTGGTGATGTATGATTTTTGAAGTACTTGTCCAGCTCTTCTT - 4860
 - C R Q D Q H L V M Y D F * S T C P A L L
 - V A K I N I W * C M I F E V L V Q L F F
 - S P R S T S G D V * F L K Y L S S S S L
 4861 - TGAATGAGTCAAGCTCAGGTTGCAGAGGATCATAAACTGTGTTGTTAATGATGCCAATAA - 4920
 - * M S Q A Q V A E D H K L C C * * C Q *
 - E * V K L R L Q R I I N C V V N D A N N
 - N E S S S G C R G S * T V L L M M P I T
 4921 - CGACATCACAATTTTCTGAGACAAATGTATTGTCTGTAGTAATTTTGTGGAGAAAAGA - 4980
 - R H H N F L R Q M Y C L * * L F V E K R
 - D I T I S * D K C I V C S N Y L W R K E
 - T S Q F P E T N V L S V V I I C G E K K
 4981 - AGTTCCTCTGTGTAATAAACAAGAAGTGCCATTAAACAAAAACACCTTACAGAGGGA - 5040
 - S S V * * T K K C H * T Q K H L H E G
 - V P L C N K P R S A I K H K N T F T R E
 - F L C V I N Q E V P L N T K T P S R G K

FIG. 12 Con't

5041 - AGTATGCTTTGCCTTCATGACAAATGCTGGCGCTGTGGTGAAGTTCCTCCTCGGGATG - 5100
 - S M L C L H D K L L A L W * S S S P G M
 - V C F A F M T N C W R C G E V P L L G W
 - Y A L P S * Q I A G A V V K F L S W D G
 5101 - GCACATACGTGACATGTAGGAAGACAACACCATGCGGGGCTGCTTGTGGGAAGGACATAA - 5160
 - A H T * H V G R Q H H A G L L V G R T *
 - H I R D M * E D N T M R G C L W E G H K
 - T Y V T C R K T T P C G A A C G K D I R
 5161 - GGTGGTAGCCCTTCCACAAAAGTCAACTCTTTTGTATTGTCCAAGAACACTCAGACA - 5220
 - G G S P F H K S Q L F L I V Q E H T Q T
 - V V A L S T K V N S F * L S K N T L R H
 - W * P F P Q K S T L F D C P R T H S D I
 5221 - TTTTAGTAGCAGCAAGATTAGCAGAAGCCCTGATTTTCAGCAGCCCTGATTAGTTGTTGTG - 5280
 - F * * Q Q D * Q K P * F Q Q P * L V V V
 - F S S K I S R S P D F S S P D * L L C V
 - L V A A R L A E A L I S A A L I S C C V
 5281 - TTACATAGGTTTGAAGGCTTGAAGTCTGCCTGTAATTAACCTGTCAATTTGTACCTCCG - 5340
 - L H R F E G F E V C L * L T C Q F V P P
 - Y I G L K A L K S A C N * P V N L Y L R
 - T * V * R L * S L P V I N L S I C T S A
 5341 - CCTCGACTTTATCAAGTCGCGAAAGGATATCATTAGCACACTTGAATTCACCAAAAT - 5400
 - P R L Y Q V A K G Y H L A H L K L H Q N
 - L D F I K S R K D I I * H T * N C T K I
 - S T L S S R E R I S F S T L E I A P K L
 5401 - TAGAGCTAAGTTGTTTACAAGTGTGTTTAAATGCTTGAGCATTCTGGTTAACAACGCTT - 5460
 - * S * V V * Q V C L M L E H S G * Q R L
 - R A K L F N K C V * C L S I L V N N V L
 - E L S C L T S V F N A * A F W L T T S C
 5461 - GCAGCTGCCCAATGCAGTTGATGTTGTGTAAGTATTCTGAATTTGACTAATCGCCT - 5520
 - A A C P M Q L M L L * V I L E F D * S P
 - Q L A Q C S * C C C K * F L N L T N R L
 - S L P N A V D V V V S D S * I * L I A L
 5521 - TGTAAATGGTTGGCGATTGTTTGGTTCTCATAGAGAACATTTGGGTAACCCAA - 5580
 - C * I G W R F V F G S H R E H F G * L Q
 - V K L V G D L F L V L I E N I L G N S N
 - L N W L A I C F W F S * R T F W V T P M
 5581 - TGCCATTGAACCTATATGCCATTGTCATAGCAAAAGGTATTTGAAGAGCAGCGCCAGCAC - 5640
 - C H * T Y M P F A * Q K V F E E Q R Q H
 - A I E P I C H L H S K R Y L K S S A S T
 - P L N L Y A I C I A K G I * R A A P A P
 5641 - CAAATGTCCATCCAGCAGTGGCAGTACCCTAAGTACTAGAGCAGCAGTGTAGGCAGCAATCA - 5700
 - Q M S I Q Q W Q Y H * L E Q Q C R Q Q S
 - K C P S S S G S T T N * S S S V G S N H
 - N V H P A V A V P L T R A A V * A A I I
 5701 - TATCATCAGTGTAGCAGAGGTGGCAACTGTAAAGTCCATTGAACTTCTGCGCACAAATGA - 5760
 - Y H Q * A E V A T L * V H * T S A H K *
 - I I S E Q R W Q H C K S I E L L R T N E
 - S S V S R G G N T V S P L N F C A Q M R
 5761 - GATCTCTAGCATTAATATCACCTAGGCATTGCCATATTGCTTCATGAAGCCAGCATCAG - 5820
 - D L * H * Y H L G I R H I A S * S Q H Q
 - I S S I N I T * A F A I L L H E A S I S
 - S L A L I S P R H S P Y C F M K P A S A
 5821 - CGAGTGTACCTTATTAAGAGCAAGTCCCTCAATAAAAGACCTCTTAGTTGGCTTTAGAG - 5880
 - R V S P Y * R A S P Q * K T S * L A L E
 - E C H L I K E Q V L N K R P L S W L * R
 - S V T L L K S K S S I K D L L V G F R G

FIG. 12 Con't

5881 - GGCAGGTAATATTTGTGAAAAATTAAACCACCAAAATATTTCAAAGTTGGGGTTTTGT - 5940
 - G Q V I F V K N * N H Q N I S K L G F C
 - V R * Y L * K I K T T K I F Q S W G F V
 - S G N I C E K L K P P K Y F K V G V L Y
 5941 - ACATTTGTTTACTTGAGCGAACACTTCACGTGTGTTGCGATCCTGTTTCAGCAGCAATAC - 6000
 - T F V * L E R T L H V C C D P V Q Q Q Y
 - H L F D L S E H F T C V A I L F S S N T
 - I C L T * A N T S R V L R S C S A A I P
 6001 - CTGAGAGTGCACGATTTAGTTGTGTGCAAAAGCTACCATATTGGAGAAGCAAATTAGCAC - 6060
 - L R V H D L V V C K S Y H I G E A N * H
 - * E C T I * L C A K A T I L E K Q I S T
 - E S A R F S C V Q K L P Y W R S K L A H
 6061 - ATTCAGTAGAATCTCCGAGATGTACATATTACAATCTACGGAGTTTTAGCCATAGAAA - 6120
 - I Q * N L R R C T Y Y N L R R F * P * K
 - F S R I S A D V H I T I Y G G F S H R N
 - S V E S P Q M Y I L Q S T E V L A I E T
 6121 - CAGGCATTACTTCTGTAGTAATGCTAATTGAAAAGTTAGTAGGTATAGCAATGGTGTAT - 6180
 - Q A L L L * * C * L K S * * V * Q W C Y
 - R H Y F C S N A N * K V S R Y S N G V I
 - G I T S V V M L I E K L V G I A M V L L
 6181 - TAGAGTAAGCAATTGAACTATCAGCACCTAAAGACATAGTATAAGCCACAATAGATTTTT - 6240
 - * S K Q L N Y Q H L K T * Y K P Q * I F
 - R V S N * T I S T * R H S I S H N R F L
 - E * A I E L S A P K D I V * A T I D F W
 6241 - GGCTAGTACTACGTAATAAAGAACTGTATGGTAACTAGCACAAATGCCAGCTCCAATAG - 6300
 - G * Y Y V I K K L Y G N * H K C Q L Q *
 - A S T T * * R N C M V T S T N A S S N R
 - L V L R N K E T V W * L A Q M P A P I G
 6301 - GAATGTCGCACTCATAAGAAGTGTGACATGCTCAGCTCCTATAAGACAGCCTGCTTGAG - 6360
 - E C R T H K K C R H A Q L L * D S L L E
 - N V A L I R S V D M L S S Y K T A C L S
 - M S H S * E V S T C S A P I R Q P A * V
 6361 - TCTGGAATACATTTCCAGTAGAATATATGCGCCAAGCTGGTGTGAGTTGATCTGCAT - 6420
 - S G I H C F Q * N I C A K L V * V D L H
 - L E Y I V S S R I Y A P S W C E L I C M
 - W N T L F P V E Y M R Q A G V S * S A *
 6421 - GAATGTGCTGTAGAAACATCAGTGCAGTTAACATCTTGATATAGAACAGCAACTTCAGATG - 6480
 - E L L * K H Q C S * H L D I E Q Q L Q M
 - N C C R N I S A V N I L I * N S N F R *
 - I A V E T S V Q L T S * Y R T A T S D E
 6481 - AAGCATTGTTCAGGTGTAATTACACTTACACCCCAAAAGAGCAAGGTGAAATGTCTA - 6540
 - K H L F Q V * L H L H P Q K S K V K C L
 - S I C S R C N Y T Y T P K R A R * N V *
 - A F V P G V I T L T P P K E Q G E M S N
 6541 - ATATTTTCAGATTTTTAGGATCTCGAACGGAATCAGTGAATCAGAAACATCACGGCCAA - 6600
 - I F Q M F * D L E R N Q * N Q K H H G Q
 - Y F R C F R I S N G I S E I R N I T A K
 - I S D V L G S R T E S V K S E T S R P N
 6601 - ATGTTGAAATGGTTGAAATCTTTGAGAAGGAGTTAACACACCAGTACCAGTGAGTC - 6660
 - I V E M V E I S L K K E L T H Q Y Q * V
 - L L K W L K S L * R R S * H T S T S E S
 - C * N G * N L F E E G V N T P V P V S P
 6661 - CATTAAAATTTAAATGACACACTGGTTCTTAATAAGGTCAGTGGATAATTTGGTCCAC - 6720
 - H * N * N * H T G S * * G Q W I I L V H
 - I K I K I D T L V L N K V S G * F W S T
 - L K L K L T H W F L I R S V D N F G P Q

FIG. 12 Con't

6721 - AAACCGTGGCCGGTGCATTTAAAGTTCAAAGAAAGTACTACAACCTCTGTAAGGTTGGT - 6780
 - K P W P V H L K V Q K K V L Q L C K V G
 - N R G R C I * K F K R K Y Y N S V R L V
 - T V A G A F K S S K E S T T T L * G W *
 6781 - AGCCAATGCCAGTAGTGGTGTAAAAACCATAATCATTAAATGGCCAATAACAATTAGAG - 6840
 - S Q C Q * W C K N H N H L M A N N N * E
 - A N A S S G V K T I I I * W P I T I K S
 - P M P V V V * K P * S F N G Q * Q L R A
 6841 - CAGGTGGGGTGCAAGGTTTGCATCAGGGGAGAAAGGCACATTAGATATGTCTCTCTCAA - 6900
 - Q V G C K V C H Q G R K A H * I C L S Q
 - R W G A R F A I R G E R H I R Y V S L K
 - G G V Q G L P S G E K G T L D M S L S K
 6901 - AGGGCCTAAGCTTGCCATGTCTAAGATACCTATATTATAATTATAATTACCAGTTGAAG - 6960
 - R A * A C H V * D T Y I Y N Y N Y Q L K
 - G P K L A M S K I P I F I I I I T S * S
 - G L S L P C L R Y L Y L * L * L P V E V
 6961 - TAGCATCAATGTTCCTAGTATTCCAAGCAAGGACACAACCCATGAAATCATCTGGCAATT - 7020
 - * H Q C S * Y S K Q G H N P * N H L A I
 - S I N V P S I P S K D T T H E I I W Q F
 - A S M F L V F Q A R T Q P M K S S G N L
 7021 - TATAATTATAATCAGCAATAACACCAGTTTGTCTGGCGCTATTGTCTTACATCATCTC - 7080
 - Y N Y N Q Q * H Q F V L A L F V L H H L
 - I I I I S N N T S L S W R Y L S Y I I S
 - * L * S A I T P V C P G A I C L T S S P
 7081 - CCTTGACTACAAAAGAATCTGCATAGACATTGGAGAAGCAAAGATCATCAACTTAGTGG - 7140
 - P * L Q K N L H R H W R S K D H S T * W
 - L D Y K R I C I D I G E A K I I Q L S G
 - L T T K E S A * T L E K Q R S F N L V A
 7141 - CAGAAACGCCATAGCACTTAAAGTTGAAAAAATGTTGAGTTGTAGAGCACAGAGTAAT - 7200
 - Q K R H S T * R L K K M L S C R A Q S N
 - R N A I A L K G * K K C * V V E H R V I
 - E T P * H L K V E K N V E L * S T E * S
 7201 - CAGCAACACAATTAGAAATTTTTTCTCTCCCATGCATAGACAGAAGGGAATTTAGTAG - 7260
 - Q Q H N * K F F F S P M H R Q K G I * *
 - S N T I R N F F S L P C I D R R E F S S
 - A T Q L E I F F L S H A * T E G N L V A
 7261 - CATTAAAACTCTCCAAAAGGACACAAGTTTGAATATTAGGGAATCTCACACATCTC - 7320
 - H * K P L Q K D T S L * Y * G I S Q H L
 - I K N L S K R T Q V C N I R E S H N I S
 - L K T S P K G H K F V I L G N L T T S P
 7321 - CTGAGGGAACAACCTGAAATAGAGTCTGGTAAATTCCTTTGTCAATCTCAAAGCTCT - 7380
 - L R E Q P * N * R S G K F L C Q S Q S S
 - * G N N P E I R G L V N S F V N L K A L
 - E G T T L K L E V W * I P L S I S K L L
 7381 - TAACAGAGCATTGAGTTGAGCAAGTGATTTGAGAACAATCAACAGCATCTGTGATTG - 7440
 - * Q S I * V Q Q V D F E N N Q Q H L * L
 - N R A F E F S K W I L R T I N S I C D C
 - T E H L S S A S G F * E Q S T A S V I V
 7441 - TACCATTTTCATCATACTTGAGCATAAATGTAGTTGGCTTTAAATAGCCCAAAAATAGG - 7500
 - Y H F H H T * A * M * L A L N S Q Q N R
 - T I F I I L E H K C S W L * I A N K I G
 - P F S S Y L S I N V V G F K * P T K * A
 7501 - CTGCAGCTGACGTGCCCAAATGTCTTGAGCAGGTGAAAAGGCTGTAAGAATGGCTCTAA - 7560
 - L Q L T C P K C L E Q V K R L * E W L *
 - C S * R A P N V L S R * K G C K N G S K
 - A A D V P Q M S * A G E K A V R M A L K

FIG. 12 Con't

7561 - AATTTGTAATGTTAATACCAAGAGGCCAACTTAAAAATAGGTTTCAAAGTGTTAAAACCAG - 7620
 - N L * C * Y Q E A T * K * V S K C * N Q
 - I C N V N T K R Q L K N R F Q S V K T R
 - F V M L I P R G N L K I G F K V L K P E
 7621 - AAGGTAGATCACGAACATCTATAGGTTGATAGCCCTTATAAACATAGAGAAACCCAT - 7680
 - K V D H E L H L * V D S P Y K H R E T H
 - R * I T N Y I Y R L I A L I N I E K P I
 - G R S R T T S I G * * P L * T * R N P S
 7681 - CTTTATTTTTAAACACAAACTCTCGTAAGTGTTAAAATTACCTGACTTTTCTGAAACAT - 7740
 - L Y F * T Q T L V S V * N Y L T F L K H
 - F I F K H K L S * V F K I T * L F * N I
 - L F L N T N S R K C L K L P D F S E T S
 7741 - CAAGCGAAAAGGCATCAGATATGTACTCGAAAGTGCAATTAAATGCATTATCGAATATCA - 7800
 - Q A K R H Q I C T R K C N * M H Y R I S
 - K R K G I R Y V L E S A I K C I I E Y H
 - S E K A S D M Y S K V Q L N A L S N I I
 7801 - TAGTATGTGTCTGTGTACCCATGGGTTTAGAAACAGCAAAGAAAGGGTTGTCACACAATT - 7860
 - * Y V S V Y P W V * K Q Q R K G C H T I
 - S M C L C T H G F R N S K E R V V T Q F
 - V C V C V P M G L E T A K K G L S H N S
 7861 - CAAAGTTACATGCTCGTATAACAACATTAGTAGAATTGTTAATAATAATCACCGACTGTG - 7920
 - Q S Y M L V * Q H * * N C * * * S P T V
 - K V T C S Y N N I S R I V N N N H R L *
 - K L H A R I T T L V E L L I I I T D C D
 7921 - ACTTGTGTTCATGGTAGAACCAAAAACCAACCACCGACAACATTTGATTTCTCTGTGG - 7980
 - T C C S W * N Q K P N H G Q H L I S L W
 - L V V H G R T K N P T T D N I * F L C G
 - L L F M V E P K T Q P R T T F D F S V A
 7981 - CAGCAAATAAATACCATCCTTAAAAGGTATGACAGGGTTGCCAAACGTATGATTAATAG - 8040
 - Q Q N K Y H P * K V * Q G C Q T Y D * *
 - S K I N T I L K R Y D R V A K R M I N S
 - A K * I P S L K G M T G L P N V * L I V
 8041 - TATGAAACCTGTAACATTAGAATAAAATGGAAGAAATAAATCCTGAGTTAAATAAAGAG - 8100
 - Y E T L * H * N K M E E I N P E L N K E
 - M K P C N I R I K W K K * I L S * I K S
 - * N P V T L E * N G R N K S * V K * R V
 8101 - TGCTGATCTAAAAATTCATCAGGATAGTAAACCCCTCATAGATGAAGTATGTTGAG - 8160
 - C L I * K F H Q D S K P P S * M K Y V E
 - V * S K N F I R I V N P P H R * S M L S
 - S D L K I S S G * * T P L I D E V C * V
 8161 - TGTAATTAGGAGCTTGAACATCATCAAAAGTGGTGACCGGTCAAGGTCCTACTACACTAG - 8220
 - C N * E L E H H Q K W C T G Q G H Y H *
 - V I R S L N I I K S G A P V K V T T T S
 - * L G A * T S S K V V H R S R S L P L V
 8221 - TGAGAGTAAGAAATAATAAGAAAATAAACATGTTTCGTTTAGTTGTTAACAAGAATATCAC - 8280
 - * E * E I I R K * T C S F S C * Q E Y H
 - E S K K * * E N K H V R L V V N K N I T
 - R V R N N K K I N M F V * L L T R I S L
 8281 - TTGAAACCACAACCTCTGTGTTTTCTCTAATGATAAGCCTACCTTTTTCCAGAAGAGAAT - 8340
 - L K P Q L C C F L * * * A Y L F P E E N
 - * N H N S V V F S N D K P T F F Q K R I
 - E T T T L L F S L M I S L P F S R R E *
 8341 - AAATCATATCATTGATTTGATTCTCCTTAAGAGACATTACAGCAGTTCCTCTTAATTTAA - 8400
 - K S Y H * F D S P * E T L Q Q F L L I *
 - N H I I D L I L L K R H Y S S S S * F K
 - I I S L I * F S L R D I T A V P L N L R

FIG. 12 Con't

8401 - GAGGAAATTGCTCATGTCAAAGAGTGAATAGGAAGACAACCTGGATAGGATTTGTGTTCC - 8460
 - E E I C S C Q R V N R K T T G * D L C S
 - R K F A H V K E * I G R Q L D R I C V P
 - G N L L M S K S E * E D N W I G F V F L
 8461 - TCCAGAAAATGTAGTTAGCATGCATGGTATAGCCATCAATTTGTTCCCTTCGGCTTGCCAA - 8520
 - S R K C S * H A W Y S H Q F V P S A C Q
 - P E N V V S M H G I A I N L F L R L A K
 - Q K M * L A C M V * P S I C S F G L P R
 8521 - GATAGTTAGCCCCAATTAATAATGCTTCGGATGATGATGCATTTACATTTGTAACAAAAG - 8580
 - D S * P Q L K M L P M M M H L H L * Q K
 - I V S P N * K C F R * * C I Y I C N K S
 - * L A P I K N A S D D D A F T F V T K A
 8581 - CTGTCCACCATGAGAAAATGGCCATAAGCTTGTAAGGTCAGCATTCCAAGAATGCTCTG - 8640
 - L S T M R N G P * A C K G Q H S K N A L
 - C P P * E M A H K L V K V S I P R M L C
 - V H H E K W P I S L * R S A F Q E C S V
 8641 - TTATCTTACAGCTATAGAACCACCCAGGCTAGTTTTGCTTTATAAATCCACACAGAT - 8700
 - L S L Q L * N H P G L V F A L * I H T D
 - Y L Y S Y R T T Q G * F L L Y K S T Q I
 - I F T A I E P P R A S F C F I N P H R *
 8701 - AAGTGAAAACCCCTTCTTTAGAGTCATTCTCTTTTGTACATGTTTGGTCCCTAGGGTCAT - 8760
 - K * K T L L * S H S L L S H V W S * G H
 - S E K P F F R V I L F C H M F G P R V I
 - V K N P S L E S F S F V T C L V L G S Y
 8761 - ACATATCGCTAATAATAAGGTCCCATTTATTAGCCGTATGTACTGTTGCACAGTCTCCAA - 8820
 - T Y R * * * G P I Y * P Y V L L H S L Q
 - H I A N N K V P F I S R M Y C C T V S N
 - I S L I I R S H L L A V C T V A Q S P I
 8821 - TTAAAGTAGAATCTGCGTCGGAGACGAAGTCATTAAGATCTGAATCGACAAGTAGTGTGC - 8880
 - L K * N L R R R R S H * D L N R Q V V C
 - * S R I C V G D E V I K I * I D K * C A
 - K V E S A S E T K S L R S E S T S S V P
 8881 - CAGTTGGCAACCATTGTCTGAGCACAGCTGTACCTGGTGCAACTCCTTTATCAGAGCCAG - 8940
 - Q L A T I V * A Q L Y L V Q L L Y Q S Q
 - S W Q P L S E H S C T W C N S F I R A S
 - V G N H C L S T A V P G A T P L S E P A
 8941 - CACCAAAGTGAATAACTCTCATGTTGTAGGGTACAGCTAAAGTAAAGTGTATTTAAGTATT - 9000
 - H Q S E * L S C C R V Q L K * V Y L S I
 - T K V N N S H V V G Y S * S K C I * V L
 - P K * I T L M L * G T A K V S V F K Y *
 9001 - GACACAGTTGAGTATACTTTGCGACATTCATCATTATTCCTTTTGGTATAACAGCATTTT - 9060
 - D T V E Y T L R H S S L F L L V * Q H F
 - T Q L S I L C D I H H Y S F W Y N S I F
 - H S * V Y F A T F I I I P F G I T A F S
 9061 - CACCATAATTCGAAGGTCACACTTTTCAAGAAGCATTCTTTGCATCTTGTACAAGTTAG - 9120
 - H H N S E G H T F Q E A F F A S C T S *
 - T I I L K V T L F K K H S L H L V Q V R
 - P * F * R S H F S R S I L C I L Y K L G
 9121 - GCATCGCAACACCTGGTTGCCACGCTTGACTTGCTTGTAGTTTGGGTAGAAGGTTTCAA - 9180
 - A S Q H L V A T L D L L V V L G R R F Q
 - H R N T W L P R L T C L * F W V E G F N
 - I A T P G C H A * L A C S F G * K V S T
 9181 - CATGTCCATCCTTACACCAAAGCATGAATGAAATTTAGCATAGTCAATTGTAACCTTGA - 9240
 - H V H P Y T K A * M K F Q H S Q L * P *
 - M S I L T P K H E * N F S I V N C N L D
 - C P S L H Q S M N E I S A * S I V T L T

FIG. 12 Con't

9241 - CCACTTTTGAATCACTGACAAATCTTGTGACTTTATTATCTCGACAAAGTCATCAAGTA - 9300
 - P L L K S L T N L V T L L S R Q S H Q V
 - H F * N H * Q I L * L Y Y L D K V I K *
 - T F E I T D K S C D F I I S T K S S S K
 9301 - AAAGATCAATCAGAACACACACATTTTGATGAACCTGTTGCGCATCTGTTATGAAGT - 9360
 - K D Q S Q N T H I L M N L F A H L L * S
 - K I N H R T H T F * * T C L R I C Y E V
 - R S I T E H T H F D E P V C A S V M K *
 9361 - AATTTTTCCTGTGCTGCCATAGGGATAAAATCCTCTAATTTAAGTGGTGAATCTGTG - 9420
 - N F S L C C P * G * N P L I * V V N L V
 - I F H C A V H R D K I L * F K W * I L *
 - F F T V L S I G I K S S N L S G E S C E
 9421 - AGCGCTTGGCTAAGCCTATCATTAAATGAAGACCGCCAAGTTGTCCATGACTGAAATCTC - 9480
 - S A W L S L S L N E D R Q V V H D * N L
 - A L G * A Y H * M K T A K L S M T E I S
 - R L A K P I I K * R P P S C P * L K S P
 9481 - CATAAACGATGTGTTTCAAGGCATAGCCCTCGAGCTTATATCGCTGTATGAATCATCCA - 9540
 - H K R C V R R H S P R A Y I A V * I H P
 - I N D V F E G I A L E L I S L Y E F I H
 - * T M C S K A * P S S L Y R C M N S S I
 9541 - TAGCGAGCTCGAGAAAGTCAGTTTCCATTTGTGATCTGGGCTTAAATCCTCTAAGTCTC - 9600
 - * R A R E S Q F P F V I W A * N P L S L
 - S E L E K V S F H L * S G L K I L * V S
 - A S S R K S V S I C D L G L K S S K S L
 9601 - TGCTCTGAGTAAAGTAGGTTTCAGGCAACTGTTGAATAATGCCGTCTACTTTCTTAAAGT - 9660
 - C S E * S R F Q A T V E * C R L L S * S
 - A L S K V G F R Q L L N N A V Y F L K V
 - L * V K * V S G N C * I M P S T F L K *
 9661 - AGTTAAACTGTGTTTTTACTGATTCTCCAATTAATGTGACTCCATTGACGCTAGCTTGTG - 9720
 - S * T V F L L I L Q L M * L H * R * L V
 - V K L C F Y * F S N * C D S I D A S L C
 - L N C V F T D S P I N V T P L T L A C A
 9721 - CTGGTCCCTTTGAAGGTGTTAGACCTTTGACTGAACCTTCTGTTATAAAACACCATTAC - 9780
 - L V P L K V L D L * L N L L L L K H H Y
 - W S L * R C * T F D * T F C Y * N T I T
 - G P F E G V R P L T E P S V I K T P L R
 9781 - GGGCGTTTCTAAAAGGTCTACCTGTCTCCACTCTACCATCAAACAAGACAGTAAGT - 9840
 - G R F * K G L P V L P L Y H Q T R Q * V
 - G V S K K V Y L S F H S T I K Q D S K *
 - A F L K R S T C P S T L P S N K T V S E
 9841 - AAGAACAAGCACTCTCAGTAGGTTTCTTGCAATGTGAGTATTGTCAGACACCTATTG - 9900
 - K N K H S Q * V S W Q C Q S L C R H L L
 - R T S T L S R F L G N V S H C A D T Y C
 - E Q A L S V G F L A M S V I V Q T P I V
 9901 - TAGATACATGTGCTGGGCTTCTCTTTTGTAGTCCAGATTACAGTATTAGCAGCGATAT - 9960
 - * I H V L G L L F C S P R L Q Y * Q R Y
 - R Y M C W G F S F V V P D Y S I S S D I
 - D T C A G A S L L * S Q I T V L A A I S
 9961 - CAACACCCAAATATTGAGTATCTTAATCTCTGGCACTGGTTTAAATGTTACGCTTAGCCC - 10020
 - Q H P N Y * V S * S L A L V * C Y A * P
 - N T Q I I E Y L N L W H W F N V T L S P
 - T P K L L S I L I S G T G L M L R L A Q
 10021 - AAAGCTCAAATGCAACATTAACAGGAAGTGTGTCTTATTTTCAAAGATCTCCACATCAA - 10080
 - K A Q M Q H * Q E V L S Y F Q R S P H Q
 - K L K C N I N R K C C L I F K D L H I N
 - S S N A T L T G S V V L F S K I S T S I

FIG. 12 Con't

10081 - TACCATCTACCTTTGTGTAAACAGCATTATTAATGATGGAACAGGTGCTTCGCCGGCGT - 10140
 - Y H L P L C K Q H Y * * W K Q V L R R R
 - T I Y L C V N S I I N D G N R C F A G V
 - P S T F V * T A L L M M E T G A S P A C
 10141 - GTCCATCAAAGTGCCTTTATTAACAACATTATAAGCCACATTTTCTAAACTCTGTAACC - 10200
 - V H Q S V L Y * Q H Y K P H F L N S V T
 - S I K V S F I N N I I S H I F * T L * P
 - P S K C P L L T T L * A T F S K L C N L
 10201 - TGGTAAATGTATCCACAGGTTATAAGTATCAAATTGTTTGTAAATCCATAGGCTAAATC - 10260
 - W * M Y S T G Y K Y Q I V C K S I G * I
 - G K C I P Q V I S I K L F V N P * A K S
 - V N V F H R L * V S N C L * I H R L N P
 10261 - CAGCAGAAATCATCATATTATATGCATCCAAGTACTGTCGGTACTCATTTGCATGGTGTC - 10320
 - Q Q K S S Y Y M H P S T V G T H L H G V
 - S R N H H I I C I Q V L S V L I C M V S
 - A E I I I L Y A S K Y C R Y S F A W C L
 10321 - TGCAACAGCACCACCTAAATTCATCGTGAATACACGTAGCAGATTTGAGTGAACAT - 10380
 - C K Q H H L N C I V * Y T * Q I * V E H
 - A N S T T * I A S C N T R S R F E W N I
 - Q T A P P K L H R V I H V A D L S G T *
 10381 - AATCAATATCCGACACTACTTGTGGTCCATGAGACTCACAAGGACTATCAGAATAGTAAA - 10440
 - N Q Y P T L L V C H E T H K D Y Q N S K
 - I N I R H Y L F A M R L T R T I R I V K
 - S I S D T T C L P * D S Q G L S E * * K
 10441 - AGAAAGGCAATGCTTTAAATTAGTAAATGCACCTTTATCGAAAGCTGGAGTGTGGAATG - 10500
 - R K A I A L N * * M H F Y R K L E C G M
 - E R Q L L * I S K C T F I E S W S V E C
 - K G N C F K L V N A L L S K A G V W N A
 10501 - CATGCTTATTCACATACAAACCTACCACCATCACAGCCTGGTAAGTTCAAGTTGACAAGA - 10560
 - H A Y S H T N Y H H H S L V S S S L T R
 - M L I H I Q T T T I T A W * V Q V * Q D
 - C L F T Y K L P P S Q P G K F K F D T
 10561 - CTCTGTGTCAAACCTACACACAATTGCATTGGCTGGGTAACGATCAACGTTACAATTCC - 10620
 - L L C Q T Y T Q L H W L G N D Q R Y N S
 - S C V K P T H N C I G W V T I N V T I P
 - L V S N L H T I A L A G * R S T L Q F Q
 10621 - AAAACAAACAAACACCATCAGTGAATTTATCGTGATGTGTAGCATAAGAATAGAAGATT - 10680
 - K T N K H H Q * I Y R D V * H K N R R V
 - K Q T N T I S E F I V M C S I R I E E F
 - N K Q T P S V N L S * C V A * E * K S S
 10681 - CCTCTATTTGTAGCTTTGTCACTACATGGCTGAGCATCGTAGAACTTCCATTCTACTT - 10740
 - P L F C K L C H Y M A E H R R T S I L L
 - L Y F V S F V T T W L S I V E L P F Y F
 - S I L * A L S L H G * A S * N F H S T S
 10741 - CAGCCTGAGGCACACTTGATAGCCTTTGGATTTCCAATGTCATGAAGAAGTGGAAACT - 10800
 - Q P E A H T * * P L D F Q C H E E L E T
 - S L R H T L D S L W I S N V M K N W K L
 - A * G T H L I A F G F P M S * R T G N L
 10801 - TATCAGCAAGCAATGCAGACTTCAACCATGTGTTGTACTTTTCTGCAAGCAGAATTAA - 10860
 - Y Q Q A M Q T S Q P C V V L F C K Q N *
 - I S K Q C R L H N H V L Y F S A S R I N
 - S A S N A D F T T M C C T F L Q A E L T
 10861 - CCCTCAGTTCATCTCTATAATAGGGTATTCAACAGACCAATCAACGCGTTAACAAAGC - 10920
 - P S V H L L * * G I Q Q T N Q R A * Q S
 - P Q F I S Y N R V F N R P I N A L N K A
 - L S S S P I I G Y S T D Q S T R L T K H

FIG. 12 Con't

10921 - ACTCATGGACTGCTAAACATCTAGTCATGATAGCATCACAACCTAGCCACATGTGCATTTC - 10980
 - T H G L L N I * S * * H H N * P H V H F
 - L M D C * T S S H D S I T T S H M C I S
 - S W T A K H L V M I A S Q L A T C A F P
 10981 - CATGTACCTGGCAATGTTGGTCATGGTTACTCTGAAGGTTACCCGTAAAGCCCCACTGCT - 11040
 - H V P G N V G H G Y S E G Y P * S P T A
 - M Y L A M L V M V T L K V T R K A P L L
 - C T W Q C W S W L L * R L P V K P H C *
 11041 - GAACATCAATCATAAATGGGTTATAGACATAGTCAAACCCACAGAATGATTCCAGCAGG - 11100
 - E H Q S * M G Y R H S Q N P Q N D S S R
 - N I N H K W V I D I V K T H R M I P A G
 - T S I I N G L * T * S K P T E * F Q Q A
 11101 - CATAAGTATCTGATGAAGTAGAAAAGCAAGTTCACGTTTGTACACAGACAACAGTTC - 11160
 - H K Y L M K * K S K L H V C H T D N T F
 - I S I * * S R K A S C T F V T Q T T R S
 - * V S D E V E K Q V A R L S H R Q H V L
 11161 - TTTCAGGTCCAATCTTGACAAAGTACTTCATTGATGTAAGCTCAAAGCCATGCGCCCAA - 11220
 - F Q V Q S * Q S T S L M * A Q S H A P K
 - F R S N L D K V L H * C K L K A M R P K
 - S G P I L T K Y F I D V S S K P C A Q R
 11221 - GGACGAACACGACTCTGTCTGACAATCCTTTTCAGTGTATCACTGAGCATTGTACTATCT - 11280
 - G R T R L C L T I L S V Y H * A F V L S
 - D E H D S V * Q S F Q C I T E H L Y Y L
 - T N T T L S D N P F S V S L S I C T I L
 11281 - TAATACGCACTACATTCCAGGGCAAGCCTTTATACATGAGTGGTATAAGATGTTTAAACT - 11340
 - * Y A L H S R A S L Y T * V V * D V * T
 - N T H Y I P G Q A F I H E W Y K M F K L
 - I R T T F Q G K P L Y M S G I R C L N W
 11341 - GGTCACTGGTGGAGGTTTTCATTAACCTCTGGTGAATTCTGTGTTATTTTCAGTGTCAA - 11400
 - G H L V E V L H * L W * I L C Y F Q C Q
 - V T W W R F C I N S G E F C V I F S V N
 - S P G G G F A L T L V N S V L F S V S T
 11401 - CATAACCAGTCCGTACAGCTACTAAGTTAACACCTGTAGAAAATCCTAGCTGGAGAGGTA - 11460
 - H N Q S V Q L L S * H L * K I L A G E V
 - I T S R Y S Y * V N T C R K S * L E R *
 - * P V G T A T K L T P V E N P S W R G R
 11461 - GGTTAGTACCCACAGCATCTAGTTGCATGACAGCCCTCTACATCAAAGCCAATCCAG - 11520
 - G * Y P Q H L * L H D S P L H Q S Q S T
 - V S T H S I S S C M T A L Y I K A N P R
 - L V P T A S L V A * Q P S T S K P I H A
 11521 - CACGAACGTGACGAATAGCTTCTTCGCGGGTGATAAACATATTAGGGTAACCATTGACTT - 11580
 - H E R D E * L L R G * * T Y * G N H * L
 - T N V T N S F F A G D K H I R V T I D L
 - R T * R I A S S R V I N I L G * P L T W
 11581 - GGTAATTCATTTGAAACCCATCATAGAGATGAGTCTACGGTAGGTCATGTCCTTTGGTA - 11640
 - G N S F * N P S * R * V Y G R S C P L V
 - V I H F E T H H R D E S T V G H V L W Y
 - * F I L K P I I E M S L R * V M S F G M
 11641 - TGCCTGGTATGTCAACACATAATCCTTCAGTCTTGAATTTTATATCAACGCTGAGGTGTG - 11700
 - C L V C Q H I I L Q S * I L Y Q R * G V
 - A W Y V N T * S F S L E F Y I N A E V C
 - P G M S T H N P S V L N F I S T L R C V
 11701 - TAGGTGCCTGTGTAGGATGAAGACCAGTAATGATCTTACTACAGTCCTTAAAAAGTCCAG - 11760
 - * V P V * D E D Q * * S Y Y S P * K V Q
 - R C L C R M K T S N D L T T V L K K S S
 - G A C V G * R P V M I L L Q S L K S P V

FIG. 12 Con't

11761 - TTACATTTTCTGCTTGTAATGTAGCCACATTGCGACGTGGTATTTCTAGACTTGTA AATT - 11820
 - L H F L L V M * P H C D V V F L D L * I
 - Y I F C L * C S H I A T W Y F * T C K L
 - T F S A C N V A T L R R G I S R L V N C
 11821 - GCAGTTTGT CATAAAGATCTCTATCAGACATTATGCACAAAATGCCAATTTTGGCCCTTG - 11880
 - A V C H K D L Y Q T L C T K C Q F L P L
 - Q F V I K I S I R H Y A Q N A N F C P C
 - S L S * R S L S D I M H K M P I F A L V
 11881 - TGATAGCCACATTGAAGCGGTTGACATTACAAGAGTGTGCTGTTTCAGTAGTTTGTGTGA - 11940
 - * * P H * S G * H Y K S V L F Q * F V *
 - D S H I E A V D I T R V C C F S S L C B E
 - I A T L K R L T L Q E C A V S V V C V N
 11941 - ATATGACATAGTCATATTCAGAACCCTGTGATGAATCAACAGTCTGCGTAGGCAATCCTA - 12000
 - I * H S H I Q N P V M N Q Q S A * A I L
 - Y D I V I F R T L * * I N S L R R Q S *
 - M T * S Y S E P C D E S T V C V G N P K
 12001 - AGATTTTGAAGCTACAGCGTTTCTGTGAATTATAAGGTGAGATAAAAACAGCTTTTCTCC - 12060
 - R F L K L Q R S V N Y K V R * K Q L F S
 - D F * S Y S V L * I I R * D K N S F S P
 - I F E A T A F C E L * G E I K T A F L Q
 12061 - AAGCAGGATTGCGTGTAAGAAATCTCTTACAACGCCTATTTGAGGTCTGTTGATTGCAG - 12120
 - K Q D C V * E I L L Q R L F E V C * L Q
 - S R I A C K K I F S Y N A Y L R S V D C R
 - A G L R V R N S L T T P I * G L L I A D
 12121 - ATGAAACATCATGTGTAATAACACCTTTGTAGAACATTTTGAAGCATTGAGCTGACTTAT - 12180
 - M K H H V * * H L C R T F * S I E L T Y
 - * N I M C N N T F V E H F E A L S * L I
 - E T S C V I T P L * N I L K H * A D L S
 12181 - CCTTGTGTGCTTTTAGCTTATTGT CATAAACTAAAGCACTCACAGTGTCAACAATTTAG - 12240
 - P C V L L A Y C H K L K H S Q C Q Q F Q
 - L V C F * L I V I N * S T H S V N N F S
 - L C A F S L L S * T K A L T V S T I S A
 12241 - CAGGACAACGGCGACAAGTTCCAAGGAACATGTCTGGACCTATTGTTTTTCATAAGTCTGC - 12300
 - Q D N G D K F Q G T C L D L L F S * V C
 - R T T A T S S K E H V W T Y C F H K S A
 - G Q R R Q V P R N M S G P I V F I S L H
 12301 - AACTGAATTAATAATTTCTGTTCTAGTGTGCCTTTAGTCAGCAATGTGCGGGGGGCTG - 12360
 - T L N * N I L V L V C L * S A M C G G L
 - H * I K I F W F * C A F S Q Q C A G G W
 - T E L K Y S G S V P L V S N V R G A G
 12361 - GTAATTGAGCAGGATCGCCAATATAGACGTAGTGTGTTTGCACGAAGTCTAGCATTGACAA - 12420
 - V I E Q D R Q Y R R S V L H E V * H * Q
 - * L S R I A N I D V V F C T K S S I D N
 - N * A G S P I * T * C F A R S L A L T T
 12421 - CACTCAAGTCATAATTAGTAGCCATAGAGATTTTCATCAAAGACTACAATGTCAGCAGTTG - 12480
 - H S S H N * * P * R F H Q R L Q C Q Q L
 - T Q V I I S S H R D F I K D Y N V S S C
 - L K S * L V A I E I S S K T T M S A V V
 12481 - TTTCTGGCAATGCATTTACAGTGCAGAAAACATACTGTTCTAGTGTGTAATTCACTTTGA - 12540
 - F L A M H L Q C R K H T V L V L N S L *
 - F W Q C I Y S A E N I L F * C * I H F E
 - S G N A F T V Q K T Y C S S V E F T L N
 12541 - ATTTATCAAACACTCTACGCGCGCAGGATGATTCTACTACATTTATCTATGG - 12600
 - I Y Q N T L R A H A Q V * F Y Y I Y L W
 - F I K T L Y A R T R R Y D S T T F I Y G
 - L S K H S T R A R A G M I L L H L S M G

FIG. 12 Con't

12601 - GCAAATATTTTAAATGCCTTTTCACATAGGGCATCAACAGCTGCATGAGAGCATGCCGTAT - 12660
 - A N I L M P F H I G H Q Q L H E S M P Y
 - Q I F * C L F T * G I N S C M R A C R I
 - K Y F N A F S H R A S T A A * E H A V Y

12661 - ACACATGCGAGCAGATGGGTAATAGAGAGCAAGTCCGATGGCAAATGACTCTTACCAG - 12720
 - T L C E Q M G N R E Q V R W Q N D S Y Q
 - H Y A S R W V I E S K S D G K M T L T S
 - T M R A D G * * R A S P M A K * L L P V

12721 - TACCAGGTGGTCCTTGGAGTGTAGAGTACTTTTGCATGCCGACCTTTTGATAATTTGCAA - 12780
 - Y Q V V L G V * S T F A C R P F D N L Q
 - T R W S L E C R V L L H A D L L I I C N
 - P G G P W S V E Y F C M P T F * * F A T

12781 - CATTGCTAGAAAACCTCATCTGAGATGTTGAGTGTGGGTACAAGCCAGTAATTCTCATAT - 12840
 - H C * K T H L R C * V L G T S Q * F S H
 - I A R K L I * D V E C W V Q A S N S H I
 - L L E N S S E M L S V G Y K P V I L T *

12841 - AGTGTCTTGTGGCACTAGAGTAGGTGCACTAAGTGGCATTACAGTGTGAGATGTCAACA - 12900
 - S A L V A L E * V H * V A L Q C E M S T
 - V L L W H * S R C T K W H Y S V R C Q H
 - C S C G T R V G A L S G I T V * D V N T

12901 - CAAAGTAATCACCACATTCAACTTGTATGTCGTAGTACCTCTGTACACAACAGCATCAC - 12960
 - Q S N H Q H S T C M S * Y L C T Q Q H H
 - K V I T N I Q L V C R S T S V H N S I T
 - K * S P T F N L Y V V V P L Y T T A S P

12961 - CATAGTCACCTTTTCAAAGGTGACTCTCCAATCTGTACTTTACTATTTTGTAGTTACAC - 13020
 - H S H L F Q R C T L Q S V L Y Y F * L H
 - I V T F F K G V L S N L Y F T I F S Y T
 - * S P F S K V Y S P I C T L L F L V T R

13021 - GGTAACCAGTAAAGACATAGTTTCTGTTCATAGGTGGTCTAGGTTTCCAACTCCCATG - 13080
 - G N Q * R H S F C S M V V * V F Q P P M
 - V T S K D I V S V Q W W S R F S N L P *
 - * P V K T * F L F N G G L G F P T S H E

13081 - AAAGATGCAATTCTCTGTCAGAGACTTTCGCGTACAGTGGCAATACCATATGACAGCT - 13140
 - K D A I L C Q R V L R V Q W Q Y H M T A
 - K M Q F S V R E Y F A Y S G N T I * Q L
 - R C N S L S E S T S R T V A I P Y D S L

13141 - TAAATGTTTCTCAGTGGCTTTGAGCGTTTCTGCTGCGAAAAGCTTGAGTCTCTCAGTAC - 13200
 - * M F P Q W L * A F L L R K A * V S Q Y
 - K C F L S G F E R F C C E K L E S L S T
 - N V S S V A L S V S A A K S L S L S V Q

13201 - AAGTGTGGCAAGTATGTAATCGCCAGCATTAGTCCAATCACATGTTGCTATCGCATTGA - 13260
 - K C W Q V C N R Q H * S N H M L L S H *
 - S V G K Y V I A S I S P I T C C Y R I E
 - V L A S M * S P A L V Q S H V A I A L K

13261 - AGTCAGTGACATTGTCACTGCCTACACATGTGTTTTGTATAAACCAAAAACCTGACCAT - 13320
 - S Q * H C H C L H M C F C I N Q K P D H
 - V S D I V T A Y T C V F V * T K N L T I
 - S V T L S L P T H V F L Y K P K T * P L

13321 - TAGCACATAATGGAAAATAATGGGAGGCTTATGTGACTTGAATAATAGCTCATACCTC - 13380
 - * H I M E N * W E A Y V T C N N S S Y L
 - S T * W K T ' N G R L M * L A I I A H T S
 - A H N G K L M G G L C D L Q * * L I P P

13381 - CTAGATACAGTTGTGTCACATCAGTGACATCACAACTGGGGCATTGCAAACATAGGGAT - 13440
 - L D T V V S H Q * H H N L G H C K H R D
 - * I Q L C H I S D I T T W G I A N I G I
 - R Y S C V T S V T S Q P G A L Q T * G L

FIG. 12 Con't

13441 - TAACAGACAACACTAATTTGTGTGATGTTGAAATGACATGGTCATAGCAGCACTTGCAAC - 13500
 - * Q T T L I C V M L K * H G H S S T C N
 - N R Q H * F V * C * N D M V I A A L A T
 - T D N T N L C D V E M T W S * Q H L Q H

13501 - ATAGGAATGGTCTCCTAATACAGGCACCGCAACGAAGTGAAGTCTGTGAATTGCACAATA - 13560
 - I G M V S * Y R H R N E V K S V N C T I
 - * E W S P N T G T A T K * S L * I A Q Y
 - R N G L L I Q A P Q R S E V C E L H N T

13561 - CACAAGCACCTACAGCCTGCAAGACTGTATGTTGGTGTGTACATAGCCTCATAAACTCAG - 13620
 - H K H L Q P A R L Y V V C T * P H K T Q
 - T S T Y S L Q D C M W C V H S L I K L R
 - Q A P T A C K T V C G V Y I A S * N S G

13621 - GTTCCCAGTACCGTGAGGTGTTATCATTAGTTAGCATTACGGAATACATGTCCAACATGT - 13680
 - V P S T V R C Y H * L A L R N T C P T C
 - F P V P * G V I I S * H Y G I H V Q H V
 - S Q Y R E V L S L V S I T E Y M S N M W

13681 - GGCCAGTAAGCTCATGTAACTTTCTAATGTATTGTAATAACAAGTGAAGACATCAG - 13740
 - G Q * A H H V T F * C I V N T S E R H Q
 - A S K L I M * L S N V L * I Q V K D I S
 - P V S S S C N F L M Y C K Y K * K T S A

13741 - CATACTCTGATTAGGATGTTTTGTAAGGGTAAGCATCAATAGCCAGTGACACGAACC - 13800
 - H T P D * D V L * V G K H Q * P V T R T
 - I L L I R M F C K W V S I N S Q * H E P
 - Y S * L G C F V S G * A S I A S D T N L

13801 - TTTCAATCATAAGTGTACCATCTGTTTTGACAATATCATCGACAAAACAGCCTGCGCCTA - 13860
 - F Q S * V Y H L F * Q Y H R Q N S L R L
 - F N H K C T I C F D N I I D K T A C A *
 - S I I S V P S V L T I S S T K Q P A P N

13861 - ATATCTTGATGGATCTGGGTAAGGCAGGTACACGTAATCATCTCCTTGTTTAACTAGCA - 13920
 - I F L M D L G K A G T R N H L L V * L A
 - Y S * W I W V R Q V H V I I S L F N * H
 - I L D G S G * G R Y T * S S P C L T S I

13921 - TTGTATGCTGTGAGCAAATTCGTGAGGTCCTTTAGTAAGGTCAGTCTCAGTCCAACATT - 13980
 - L Y A V S K I R E V L * * G Q S Q S N I
 - C M L * A K F V R S F S K V S L S P T F
 - V C C E Q N S * G P L V R S V S V Q H F

13981 - TTGCCTCAGACATGAACACATTATTTGATAATAAAGAACTGCCTTAAAGTTCTTAATGC - 14040
 - L P Q T * T H Y F D N K E L P * S S * C
 - C L R H E H I I L I I K N C L K V L N A
 - A S D M N T L F * * * R T A L K F L M L

14041 - TAGCTACTAAACCTTGAGCCGCATAGTTACTGTTATAGCACACAACGGCATCATCAGAAA - 14100
 - * L L N L E P H S Y C Y S T Q R H H Q K
 - S Y * T L S R I V T V I A H N G I I R K
 - A T K P * A A * L L L * H T T A S S E R

14101 - GAATCATCATGGAGAAATGTTTACGCAGGTAAGCGTAAAACATCCACGAATTCATGAT - 14160
 - E S S W R N V Y A G K R K T H P R I H D
 - N H G E M F T Q V S V K L I H E F M I
 - I I M E K C L R R * A * N S S T N S * S

14161 - CAACATCCCTATTTCTATAGAGACACTCATAGGCCTGTGTTGTAGATTGCGGACATACT - 14220
 - Q H P Y F Y R D T H R A C V V D C G H T
 - N I P I S I E T L I E P V L * I A D I L
 - T S L F L * R H S * S L C C R L R T Y L

14221 - TGTCAGCTATCTTATTACCATCAGTTGAAAGAAGTGCAATTTACATTGGCTGTAAACAGCTT - 14280
 - C Q L S Y Y H Q L K E V H L H W L * Q L
 - V S Y L I T I S * K K C I Y I G C N S L
 - S A I L L P S V E R S A F T L A V T A *

FIG. 12 Con't

14281 - GACAAATGTTAAAGACACTATTAGCATAAGCAGTTGTAGCATCACCGGATGATGTTCCAC - 14340
 - D K C * R H Y * H K Q L * H H R M M F H
 - T N V K D T I S I S S C S I T G * C S T
 - Q M L K T L L A * A V V A S P D D V P P
 14341 - CTGGTTAACATATAGTGAGCCGCCACACATGACCATCTCACTTAATACTGGCCACACT - 14400
 - L V * H I V S R H T * P S H L I L A H T
 - W F N I * * A A T H D H L T * Y L R T L
 - G L T Y S E P P H M T I S L N T C A H S
 14401 - CGTTAGCTAACCTGTAGAAAACGGTGTGATAAGTTACAGCAAGTGTATGTTGCGAGCAA - 14460
 - R * L T C R N G V I S Y S K C Y V C E Q
 - V S * P V E T V * * V T A S V M F A S K
 - L A N L * K R C D K L Q Q V L C L R A R
 14461 - GAACAAGAGAGGCCATTATCCTAAGCATGTTAGGCATGGCTCTGTACATTTTGGATAAT - 14520
 - E Q E R P L S * A C * A W L C H I L D N
 - N K R G H Y P K H V R H G S V T F W I I
 - T R E A I I L S M L G M A L S H F G * S
 14521 - CCCAACCCATAAGGTGTGGAGTTTCTACATCACTGTAACAGTTTTTAAACATATTATGCC - 14580
 - P N P * G V E F L H H C K Q F L T Y Y A
 - P T H K V W S F Y I T V N S F * H I M P
 - Q P I R C G V S T S L * T V F N I L C Q
 14581 - AGCCACCGTAAAACCTTGCTTGTCCAATTACCACAGTAGCTCCTCTAGTGGCGGCTATTG - 14640
 - S H R K T C L F Q L P Q * L L * W R L L
 - A T V K L A C S N Y H S S S S S S G G Y *
 - P P * N L L V P I T T V A P L V A A I D
 14641 - ACTTCAATAATTTCTGATGAAACTGTCTATTTGTACATAGTACTACAGATAGAGACACC - 14700
 - T S I I S D E T V Y L S * Y Y R * R H Q
 - L Q * F L M K L S I C H S T T D R D T S
 - F N N F * * N C L F V I V L Q I E T P A
 14701 - CTACGGTGCAGCTCTATTCTTGGCACTAATGGCATACTTAAGATTCATTGAGTTATAG - 14760
 - L R C E L Y S L H * W H T * D S F E L *
 - Y G A S S I L C T N G I L K I H L S Y S
 - T V R A L F F A L M A Y L R F I * V I V
 14761 - TAGGGATGACATTACGCTTAGTATACGCGAAAAGTGCATCTTGATCCTCATAACTCATTG - 14820
 - * G * H Y A * Y T R K V H L D P H N S L
 - R D D I T L S I R E K C I L I L I T H *
 - G M T L R L V Y A K S A S * S S * L I E
 14821 - AGTCATAATAAAGTCTAGCCTTACCCATTATTAATAATGGGAAACCAGCTGATTTATCCA - 14880
 - S H N K V * P Y P I Y * M G N Q L I Y P
 - V I I K S S L T P F I K W E T S * F I Q
 - S * * S L A L P H L L N G K P A D L S R
 14881 - GATGTTAACGATTACTTGGTTGGCATTAAATACAGCCACCATCGTAACAATCAAAGTATT - 14940
 - D C * R L L G W H * Y S H H R N N Q S I
 - I V N D Y L V G I N T A T I V T I K V F
 - L L T I T W L A L I Q P P S * Q S K Y L
 14941 - TATCAACAACCTTCAACTACGAATAGGAGTTGTCTGATATCACACATTGTGGCAGATTAT - 15000
 - Y Q Q L Q L R I G V V * Y H T L L A D Y
 - I N N F N Y E * E L S D I T H C W Q I I
 - S T T S T T N R S C L I S H I V G R L *
 15001 - AACGATAATAGTCATAATCACTGATAGCAGCGTTGCCATCCTGAGCAAAGAAGAAGTGTT - 15060
 - N D N S H N H * * Q R C H P E Q R R S V
 - T I I V I I T D S S V A I L S K E E V F
 - R * * S * S L I A A L P S * A K K K C F
 15061 - TTAGTTCAACAGAACCTTCCTTAAAGAAACCTTTAGACACAGCAAAGTCATAAAAGT - 15120
 - L V Q Q N F L P * R N L * T Q Q S H K S
 - * F N R T S F L K E T F R H S K V I K V
 - S S T E L P S L K K P L D T A K S * K S

FIG. 12 Con't

15121 - CTTTATTAATAAATTACCGGGTTTGACAGTTTGAAGAAGCAACATTGTTTGTAGTGCAGCTA - 15180
 - L Y * N Y R V * Q F E K Q H C L L V Q L
 - F I K I T G F D S L K S N I V C * C S Y
 - L L K L P G L T V * K A T L F V S A A T
 15181 - CTGAAAAGCATGTAGTGCCTTTATCTAGCAATAAATTGCCAGAAGCTGCATGCATAGCTG - 15240
 - L K S M * C V Y L A I N C Q K L H A * L
 - * K A C S A F I * Q * I A R S C M H S W
 - E K H V V R L S S N K L P E A A C I A G
 15241 - GATCAGCAGCATACACTAAAAGTTCTTGAAGCTGAGACGCGAGCTATGTAAGTTTACAT - 15300
 - D Q Q H T L K V P * N * D A S Y V S L H
 - I S S I H * K F L E T E T R A M * V Y I
 - S A A Y T K S S L K L R R E L C K F T S
 15301 - CCTGATTATGTACGACTCCTAACTCACGAAAATGGTATCCAGTTGAAACAACAAAAGGAA - 15360
 - P D Y V R L L T H E N G I Q L K Q Q K E
 - L I M Y D S * L T K M V S S * N N K R N
 - * L C T T P N S R K W Y P V E T T K G T
 15361 - CACCATCTACAAATATTTTCTTACTAGTGGTCCAAAACCTGTAGGTGGAACACAGTAG - 15420
 - H H L Q I F F L L V V Q N L * V E T Q *
 - T I Y K Y F S Y * W S K T C R W K H S R
 - P S T N I F L T S G P K L V G G N T V E
 15421 - AAAATAACACATTAAGTTTGCACAATGAAGGATACACCTATCATCCAACAGTTAATAC - 15480
 - K I T H * S L H N E G Y T Y H P N S * Y
 - K * H I K V C T M K D T P I I Q T V N T
 - N N T L K F A Q * R I H L S S K Q L I Q
 15481 - AATTGGGATGGTATGTCTGGTCCCAATATTTAAATAACGGTCAAGAGACAAAGTCTCT - 15540
 - N W D G M S G P N I * N N G R R D K V S
 - I G M V C L V P I F K I T V E E T K S L
 - L G W Y V W S Q Y L K * R S K R Q S L S
 15541 - CTCCGTAATAATCATATTTAGCAAAATCCCACTTAATAAGTGGTTTTGCGAGATCAGCAT - 15600
 - L P * N H I S A N P T * * V V L R D Q H
 - F R K I I F Q Q I P L N K W F C E I S I
 - S V K S Y F S K S H L I S G F A R S A S
 15601 - CCATATGGGACTCAGCAGCCAATGCCCTAGTCAAAGTGAGGATGGGCATCAGCAATGAGT - 15660
 - P Y G T Q Q P M P * S K * G W A S A M S
 - H M G L S S Q C P S Q S E D G H Q Q * V
 - I W D S A A N A L V K V R M G I S N E *
 15661 - AATATGAATCCACAATAGGAATCCGAGCCTGGTCTACTGTACGAAATCACCGAAAT - 15720
 - N M N P Q * E L R S L V L L V R N H R N
 - I * I H N R N S A A W C Y L Y E I T E I
 - Y E S T T I G T P Q P G A T C T K S P K S
 15721 - CGTACCAGTTCCCATTAAGATCCTGATTATCTAATGTCAGTACGCCTACAATGCCTGCAT - 15780
 - R T S S H * D P D Y L M S V R L Q C L H
 - V P V P I K I L I I * C Q Y A Y N A C I
 - Y Q F P L R S * L S N V S T P T M P A S
 15781 - CACGCATAGCATCGCAGAATTGTACAGTCTTTAATAATGATTGGCGTACAGCTCACCTA - 15840
 - H A * H R R I V Q S L I M I G V H A H L
 - T H S I A E L Y S L * * * L A Y T L T *
 - R I A S Q N C T V F N N D W R T R S P K
 15841 - AGTTAGCATATACGCGTAAGATGTCAGGATTCTCTACGAAGTCATACCAATCCTTCTTAT - 15900
 - S * H I R V R C Q D S L R S H T N P S Y
 - V S I Y A * D V R I L Y E V I P I L L I
 - L A Y T R K M S G F S T K S Y Q S F L L
 15901 - TGAAATAATCATCATCACAGCAATTGTATGTGACGAGTATTCTTTTAAATGTATCACAAT - 15960
 - * N N H H H S N C M * R V F L L M Y H N
 - E I I I I T A I V C D E Y F F * C I T I
 - K * S S S Q Q L Y V T S I S F N V S Q L

FIG. 12 Con't

15961 - TACCCTCATCAAAATGACGTAGAGCATAGACTAAATCAGCCATTGTGTATTAGTTAGAC - 16020
 - Y P H Q N D V E H R L N Q P L C I * L D
 - T L I K M T * S I D * I S H C V F S * T
 - P S S K * R R A * T K S A I V Y L V R R
 16021 - GCTGACGTGATATATGTGGTACCATGTCACCATCTACTCTAAACTTGAAAAAGTCATGGA - 16080
 - A D V I Y V V P C H H L L * T * K S H G
 - L T * Y M W Y H V T I Y S K L E K V M D
 - * R D I C G T M S P S T L N L K K S W T
 16081 - CAGCAACCGCTGGACAATCTTTAACCAAGTTATAAATAGTCTCTTCATGTTGGTAGTTAG - 16140
 - Q Q P L D N L * P S Y K * S L H V G S *
 - S N R W T I F N Q V I N S L F M L V V R
 - A T A G Q S L T K L * I V S S C W * L D
 16141 - ACATAGTATGCCTCTTAAC TACAAGTAAGAGTCTAATAAATTGCCTTCCTCATCCTTCT - 16200
 - T * Y A S * L Q S K S L I N C L P H P S
 - H S M P L N Y K V R V * * I A F L I L L
 - I V C L L T T K * E S N K L P S S S F S
 16201 - CCTGGAAGCGACGAATTAGTTTTAGGAAC TTTGCAAACCAGCACTTTTTTCGTTGT - 16260
 - P G S D S N * F L G T L Q N Q H F F R C
 - L E A T A I S F * E L C K T S T F F V V
 - W K R Q Q L V F R N F A K P A L F S L *
 16261 - AAATATCAAAGCCCTGTAGACGACATCAGTACTAGTGCCTGTGCCGACGGTGAAGAC - 16320
 - K Y Q K P C R R H Q Y * C L C R T V * D
 - N I K S P V D D I S T S A C A A R C K T
 - I S K A L * T T S V L V P V P H G V R R
 16321 - GGGCTGCACTTACACCGCAAACCGTTTAAAAACGTTGATGCATCCGACACTGCATCAA - 16380
 - G L H L H R K P V * K R * C I R R L H Q
 - G C T Y T A N P F K N V D A S A D C I K
 - A A L T P Q T R L K T L M H P Q T A S R
 16381 - GGGTTCCGGAGTTGGTCACAAC TACAGCCATAACCTTTCCACATTCCGACACGGTACA - 16440
 - G F A E L V T T T A I T F P H S A D G T
 - G S R S W S Q L Q P * P F H I P Q T V Q
 - V R G V G H N Y S H N L S T F R R R Y R
 16441 - GACTGTGTTTCTAAGTGTAAAACCCACTGGGTCATTAGCACAAGTGGTAGGTATTTGGAC - 16500
 - D C V S K C K T H W V I S T S G R Y L D
 - T V F L S V K P T G S L A Q V V G I W T
 - L C F * V * N P L G H * H K W * V F G R
 16501 - GTACTTACCTTTCAAGTACAGAATCCTTTAGGATTTGGATGGTCAATGTGGCATCTACA - 16560
 - V L T F Q V T E S F R I W M V N V A S T
 - Y L P F K S Q N P L G F G W S M W H L Q
 - T Y L S S H R I L * D L D G Q C G I Y N
 16561 - ATACAGACAACATGAAGCACCACCAAAGGACTCTTGGTCCATGTAGCTTCTGGTGTAC - 16620
 - I Q T T * S T T K G L L V H V S F W C Y
 - Y R Q H E A P P K D S W S M L A S G V T
 - T D N M K H H Q R T L G P C * L L V L Q
 16621 - AGTAATTGCCTGTCTGTACCAGTGTGTACACAACATCTTCACACAGTTGGTGATTGG - 16680
 - S N C L S C T S V C T Q H L H T V G D W
 - V I A C P V P V C V H N I F T Q L V I G
 - * L P V L Y Q C V Y T T S S H S W * L V
 16681 - TTGCTCCTCCACTTGCTAGGTAATCCTTATATGCTTTAGCAGGGTCTACTGCAAAGCACA - 16740
 - L S S T C * V I L I C F S R V Y C K S T
 - C P P L A R * S L Y A L A G S T A K A Q
 - V L H L L G N P Y M L * Q G L L Q K H R
 16741 - GAAGAAAGCACAGTTGAATTGGCAGGTACTTCTGTAGCATTTCAGCCTGAAGACGTAC - 16800
 - E G K H S * I G R Y F C S I S S L K T Y
 - K E S T V E L A G T S V A F P A * R R T
 - R K A Q L N W Q V L L * H F Q P E D V L

FIG. 12 Con't

16801 - TGTAGCAGCTAAACTGCCAGCACCATACCTCTATTAGGTTGTTTAAAGCCTTGTATGAA - 16860
 - C S S * T A Q H H T S I * V V * A F D E
 - V A A K L P S T I P L F R L F K P L M K
 - * Q L N C P A P Y L Y L G C L S L * * S

16861 - GTACAAGTATTTCACTTTAGGCCCTTTTGGTGTGTCTGTAACAAACCTACAAGGTGGTTC - 16920
 - V Q V F H F R P F W C V C N K P T R W F
 - Y K Y F T L G P F G V S V T N L Q G G S
 - T S I S L * A L L V C L * Q T Y K V V P

16921 - CAGTTCGTGTAATTTGTACCTGTACCATCACTCTTAGGGAATCTAGCCCATTGAGATC - 16980
 - Q F C V N C T C T I T L R E S S P F E I
 - S S V * I V P V P S L L G N L A H L R S
 - V L C K L Y L Y H H S * G I * P I * D L

16981 - TTGGTGGTCTGATAGTAATGCCAGCACAAACCTACCTCCCTTCGAATTGTTATAGTAGGC - 17040
 - L V V * * * C Q H K P T S L R I V I V G
 - W W S D S N A S T N L P P F E L L * * A
 - G G L I V M P A Q T Y L P S N C Y S R Q

17041 - AAGTGCATTGTTCATCAGTACAAGCTGTTTGTGTGGTACCAGCCGCACAGGACATCTGTCG - 17100
 - K C I V I S T S C L C G T S R T G H L S
 - S A L S S V Q A V C V V P A A Q D I C R
 - V H C H Q Y K L F V W Y Q P H R T S V V

17101 - TAGTGCTACTGGACTCAGTTCATTATTCTGTAGTTTAAACAGCTGAGTTGGCTCTTAGAGC - 17160
 - * C Y W T Q F I I L * F N S * V G S * S
 - S A T G L S S L F C S L T A E L A L R A
 - V L L D S V H Y S V V * Q L S W L L E L

17161 - TGTAACAATAAGAGGCCAAGCCAAATTTGGTGAATGTCCATGTTAATTTCACTAAGTTG - 17220
 - C N N K R P S Q I W * I V H V N F T K L
 - V T I R G Q A K F G E L S M L I S L S *
 - * Q * E A K P N L V N C P C * F H * V E

17221 - AACAACTTGTCTATCCGCATCAACAACCTGCTGGATTTCCAGAGTGCAGATGCATATGT - 17280
 - N N L A I R I N N L L D F P E C R C I C
 - T I L L S A S T T C W I S Q S A D A Y V
 - Q S C Y P H Q Q L A G F P R V Q M H M *

17281 - AAAGGTGTTACCATCACAAGTGTCTTGTAGGTACCATAATCAGGGACAACAACCATGAG - 17340
 - K G V T I T S V L V G T I I R D N N H E
 - K V L P S Q V F L * V P * S G T T T M S
 - R C Y H H K C S C R Y H N Q G Q Q P * V

17341 - TTTGGCTGCTGTAGTCAATGGTATGATGTTGAGTGAACACAACCATCACGCGCATTGTT - 17400
 - F G C C S Q W Y D V E W N T T I T R I V
 - L A A V V N G M M L S G T Q P S R A L L
 - W L L * S M V * C * V E H N H A H C *

17401 - GATAATGTTGTTAAGTGCATCATTATCAAGCTTCCCTAAGCATAGTGAAGAGCATTGTTTG - 17460
 - D N V V K C I I I K L P K H S E E H C L
 - I M L L S A S L S S F L S I V K S I V C
 - * C C * V H H Y Q A S * A * * R A L F A

17461 - CATAGCACTAGTTACTTTTGCCCTCTTGCCTCAGATCTTGCCTGTTTGTACATTGGGT - 17520
 - H S T S Y F C P L V L R S C L F V H L G
 - I A L V T F A L L S S D L A C L Y I W V
 - * H * L L L P S C P Q I L P V C T F G S

17521 - CATAGCCTGATCGCCATCTTTTCCAACCTTGCCTGTCATGGCAGCATCACGGTCAAACCTC - 17580
 - H S L I C H L F Q L A L H G S I T V K L
 - I A * S A I F S N L R C M A A S R S N S
 - * P D L P S F P T C V A W Q H H G Q T Q

17581 - AGATTAGCCACATTCAAAGATTTCTTTAACTTTTGTGAGAACGACTTCAGAATCACCATT - 17640
 - R F S H I Q R F L * L F E N D F R I T I
 - D L A T F K D F F N F L R T T S E S P L
 - I * P H S K I S L T F * E R L Q N H H *

FIG. 12 Con't

17641 - AGCTACAGCCTGCTCATAGGCCTCCTGGGCAGTGGCATAAGCGGCATATGATGGTAAAGA - 17700
 - S Y S L L I G L L G S G I S G I * W * R
 - A T A C S * A S W A V A * A A Y D G K E
 - L Q P A H R P P G Q W H K R H M M V K N
 17701 - ACTAAATTCTGAAGCAATAGCCTGAAGAGTAGCACGGTTATCGAGCATTTCTCGCACAA - 17760
 - T K F * S N S L K S S T V I E H F L A Q
 - L N S E A I A * R V A R L S S I S S H N
 - * I L K Q * P E E * H G Y R A F P R T T
 17761 - CCTATTAATGTCTACAGCACCTGCATGGATAGCAAAACAGACAAAAGAGAAACCATCTT - 17820
 - P I N V Y S T L H G * Q N R Q K R N H L
 - L L M S T A P C M D S K T D K R E T I F
 - Y * C L Q H P A W I A K Q T K E K P S S
 17821 - CTCGAAAGCTTCAGTTGTGCTTTTGAAGAAGAATATCATTGTGGAGTTGTACACATTG - 17880
 - L E S F S C V F C K K N I I V E L Y T L
 - S K A S V V S F A R R I S L W S C T H C
 - R K L Q L C L L Q E E Y H C G V V H I V
 17881 - TGCCACAATTTAGAAGATGACTCTACTCTAAGTTGTTGAAGAACCGAGAGCAGTACCAC - 17940
 - C P Q F R R * L Y S K L L K N R E Q Y H
 - A H N L E D D S T L S C * R T E S S T T
 - P T I * K M T L L * V V E E P R A V P Q
 17941 - AGATGTGCACTTTACGTACAGACTTTTACAGTAGCAACCTTGATACATGGTTT - 18000
 - R C A L Y V R H F R L Y S S N L D T W F
 - D V H F T S D I L D C T V A T L I H G L
 - M C T L R Q T F * T V Q * Q P * Y M V Y
 18001 - ACCTCCAATACCCAACAACCTTAATGTTAAGCTTGAAGCATCAATACTACTCTTAGGAGG - 18060
 - T S N T Q Q L N V K L E S I N T T L R R
 - P P I P N N L M L S L K A S I L L L G G
 - L Q Y P T T * C * A * K H Y S S E A
 18061 - CAAAAGCCCCTGGGAGTTCATATACCTAAATCTTGTGTAGAGACCAAGTAGTCATAAAC - 18120
 - Q K P L G V H I P K F L C R D Q V V I N
 - K S P W E F I Y L N S C V E T K * S * T
 - K A P G S S Y T * I L V * R P S S H K H
 18121 - ACCAAGAGTAAGCCTGAAGTAACGGTTGAGTAAACAGAAAAGGCCAAAGTAGCAGAGCA - 18180
 - T K S K P E V T V E * T E K A K V A A A
 - P R V S L K * R L S K Q K R P K * Q Q Q
 - Q E * A * S N G * V N R K G Q S S S N
 18181 - ACAATAGCCTAAGAAACAATAACAAGCATGATACACTGTAAGGTGTTGCCAGTAATAAA - 18240
 - T I A * E T I N K H D T L * G V A S N K
 - Q * P K K Q * T S M I H C K V L P V I N
 - N S L R N N K Q A * Y T V R C C Q * * I
 18241 - TAACAATGGGTAATACTCAACACACAAACACTATAGCTCTAGCTAAAAACATGATAGT - 18300
 - * Q W V I L N T H K H Y S S S * K H D S
 - N N G * Y S T H T N T I A L A K N M I V
 - T M G N T Q H T Q T L * L * L K T * * S
 18301 - CGTAACGACACCAGAATAGTTAGAGGTTACAGAAATAACTAAGGCCACATGGAAATAGC - 18360
 - R N D T R I V R G Y R N N * G P H G N S
 - V T T P E * L E V T E I T K A H M E I A
 - * R H Q N S * R L Q K * L R P T W K * L
 18361 - TTGATCTAAAGCATTACCATAGTAGACTTTGTAACAAGTGAATGACATTCATCAGTGT - 18420
 - L I * S I T I V D F V N K C N D I H Q C
 - * S K A L P * * T L * T S V M T F I S V
 - D L K H Y H S R L C K Q V * * H S S V S
 18421 - CCAAACACGTCTAGCAGCATCATATAACAGTGGCAGCTGTCATGAGAATAAGCAAAC - 18480
 - P N T S S S I I I N S A S C H E N K Q N
 - Q T R L A A S S * T V R A V M R I S K T
 - K H V * Q H H H K Q C E L S * E * A K L

FIG. 12 Con't

18481 - TAAAGCTGAAGCATAACACAATCCTTAAGCCTATAACCAGACAAGCTAGTGTGAGC - 18540
 - * S * S I H N T I L K P I T R Q A S V S
 - K A E A Y I T Q S L S L * P D K L V S A
 - K L K H T * H N P * A Y N Q T S * C Q P
 18541 - CAATTCAGCCATGTCATGATACGCATCACCCAGCTAGCAGGCATGTAGACCATATTA - 18600
 - Q F K P C H D T H H P A S R H V D H I K
 - N S S H V M I R I T Q L A G M * T I L K
 - I Q A M S * Y A S P S * Q A C R P Y * S
 18601 - GTAAGCAACTGTTGCAAGAGAAGGTAACAGAAACAAGCACAAGAATGCGTGCTTATGCTT - 18660
 - V S N C C K R R * Q K Q A Q E C V L M L
 - * A T V A R E G N R N K H K N A C L C L
 - K Q L L Q E K V T E T S T R M R A Y A *
 18661 - AACAGCAGCATAGCACATGCAGCAATTGCCATAATACCAAGAGTAAATGGCAAGAAAGC - 18720
 - N K Q H S T C S N C H N T K S K W Q E S
 - T S S I A H A A I A I I P R V N G K K A
 - Q A A * H M Q Q L P * Y Q E * M A R K H
 18721 - ATTCTCGTAAACAAAGAAAACAGTGACCCTGTGTACTTTGAACAAGAATCAATAGTGA - 18780
 - I L V N K E K Q * P L C T L N K N Q * *
 - F S * T K K N S D H C V L * T R I N S D
 - S R K Q R K T V T T V Y F E Q E S I V M
 18781 - TGTCAAGAAAGTTAAAGCATCCAATGATGAGTGCCTTAACAATTTCTTGAACCTACC - 18840
 - C Q E S * K H P M M S A L N N F L E L T
 - V K K V K S I Q * * V P L T I F L N L P
 - S R K L K A S N D E C P * Q F S * T Y L
 18841 - TTGGAAGGTAACACCAGAGCATGTCTAACAAACATCAATGGTGAAACTCATCTTCTAA - 18900
 - L E G N T R A L S N N I K W C K L I F *
 - W K V T P E H C L T T S N G V N S S S K
 - G R * H Q S I V * Q H Q M V * T H L L K
 18901 - AATAGTGCTACCAAGGATAGTACGACCATTATACCATTCTGCAGCAGCTCTTTCAAAGC - 18960
 - N S A T K D S T T I H T I L Q Q L F Q S
 - I V L P R I V R P F I P F C S S S F K A
 - * C Y Q G * Y D H S Y H S A A A L S K Q
 18961 - AGCACACATATCTAAGACGGCAATTCTGTGAGCAGAAAGAGGTCCCAATATGTCAAC - 19020
 - S T H I * D G N S C L S R K R S Q Y V N
 - A H I S K T A I P V * A E R G P N M S T
 - H T Y L R R Q F L F E Q K E V P I C Q H
 19021 - ATGATCTTGTGTCAAAGTTTCATAGTTGTACTTCATGCCACAAGGTTAAAGTCATTCAA - 19080
 - M I L C Q R F I V V L H C H K V K V I Q
 - * S C V K G S * L Y F I A T R L K S F K
 - D L V S K V H S C T S L P Q G * S H S K
 19081 - AGTAGTGGTGAATCTATTAAGAAACCACCTATCACCATTGATAACAGCAGCATAACAGCCA - 19140
 - S S G E S I K K P P I T I D N S S I Q P
 - V V V N L L R N H L S P L I T A A Y S H
 - * W * I Y * E T T Y H H * * Q Q H T A M
 19141 - TGCCAAAACATTTAATGTTATGGTTGTGTCTGTACCTGCAGCCTGTGCAGTTTGTCTGTC - 19200
 - C Q N I * C Y G C V C T C S L C S L S V
 - A K T F N V M V V S V P A A C A V C L S
 - P K H L M L W L C L Y L Q P V Q F V C Q
 19201 - AACAAATGGACCATAGAATTTACCTTCTAAGTCAGTACCAGCGTGTACTCTGTGGAAG - 19260
 - N K W T I E F T F * V S T S V Y S C W K
 - T N G P * N L P S K S V P A C T P V G S
 - Q M D H R I Y L L S Q Y Q R V L L L E A
 19261 - CTCCATATGATGCATATAGCAGAAAGACAGCAATCATAATCAATGTTAAAACCAACACT - 19320
 - L H M M H I A E R H A I I I N V K T N T
 - S I * C I * Q K D T Q S * S M L K P T L
 - P Y D A Y S R K T R N H N Q C * N Q H Y

FIG. 12 Con't

19321 - ACCACATGATCCATTAAGGAAAGAACCTTTAATGGTATGATTAGGTCTCATGGCACACTG - 19380
 - T T * S I K E R T F N G M I R S H G T L
 - P H D P L R K E P L M V * L G L M A H *
 - H M I H * G K N L * W Y D * V S W H T D
 19381 - ATAAACACCAGATGGTGAACCATTGTAGCATGCTAGAACTGAAAATGTTTGACCAGGTG - 19440
 - I N T R W * T I V A C * N * K C L T R L
 - * T P D G E P L * H A R T E N V * P G W
 - K H Q M V N H C S M L E L K M F D Q V G
 19441 - GATACGGACAAATTTATACTTGGGTGTCTTAGGGTTAGAAGTATCAACTTTAAGCCTAAG - 19500
 - D T D K F I L G C L R V R S I N F K P K
 - I R T N L Y L G V L G L E V S T L S L S
 - Y G Q I Y T W V S * G * K Y Q L * A * A
 19501 - CAGACAATTTGTCATAGAATGGCCAATAACACGAAGTTGAACATTGCCAGCCTGAACAAG - 19560
 - Q T I L H R M A N N T K L N I A S L N K
 - R Q F C I E W P I T R S * T L P A * T R
 - D N F A * N G Q * H E V E H C Q P E Q E
 19561 - AAAGCTATGGTTGGATTTGCGAATGAGCAGATCTTCATAGTTAGGATTAAGCATGTCTTC - 19620
 - K A M V G F A N E Q I F I V R I K H V F
 - K L W L D L R M S R S S * L G L S M S S
 - S Y G W I C E * A D L H S * D * A C L L
 19621 - TGCTGTGCAAATGACATGTCTTGGACAGTATACTGTGTCATCCAACCACAATCCATTAAG - 19680
 - C C A N D M S W T V Y C V I Q P Q S I K
 - A V Q M T C L G Q Y T V S S N H N P L R
 - L C K * H V L D S I L C H P T T I H * E
 19681 - AGTTGTAGTTCCACAGGTTACTTGTACCATGCACCCTTCAACTTGCCTGACGGGAATGC - 19740
 - S C S S T G Y L Y H A P F N F A * R E C
 - V V V P Q V T C T M H P S T L P D G N A
 - L * F H R L L V P C T L Q L C L T G M P
 19741 - CATTTTCCTAAAACCACTCTGCAGAACAGCAGAAGTGATTGATGTCTGTGGTGGTGGTA - 19800
 - H F P K T T L Q N S R S D * C L W W L V
 - I F L K P L C R T A E V I D V C G G W *
 - F S * N H S A E Q Q K * L M S V V V G R
 19801 - GAGAACATCAGCACCTGAGTTGCTAAAGTCATTTAGAGCCTTTGCTAAGTGGCAGCAAGC - 19860
 - E N I S T * V A K V I * S L C * V A A S
 - R T S A P E L L K S F R A F A K W Q Q A
 - E H Q H L S C * S H L E P L L S G S K L
 19861 - TGCTTCACGATAGCTGGTAGTATCTAAGGCTCCACTGAAATACTTGTACTTGTATATAG - 19920
 - C F T I A G S I * G S T E I L V L V I *
 - A S R * L V V S K A P L K Y L Y L L Y R
 - L H D S W * Y L R L H * N T C T C Y I E
 19921 - AGCAAGATACCTGTTATACTGTGTAAGTGGCAACAGTGTCTCGCTACGCAATTTTAGGTA - 19980
 - S K I P V I L C K W Q Q C L A T Q F * V
 - A R Y L L Y C V S G N S V S L R N F R Y
 - Q D T C Y T V * V A T V S R Y A I L G T
 19981 - CATTCCTTGTGAGCAAAAAGGTACACAAAGCAGCCTCCTCGAAGGTACTAAATGTAAC - 20040
 - H F L V E Q K G T Q S S L L E G T K C N
 - I S L L S K K V H K A A S S K V L N V T
 - F P C * A K R Y T K Q P P R R Y * M * L
 20041 - TCCATTAACATGACTCTTTTCCTAAGATAGTTGTTAAAGAACCAATGGCAGTGCTTCAG - 20100
 - S I K H D S F P K I V V K E P M A V L Q
 - P L N M T L F L R * L L K N Q W Q C F R
 - H * T * L F S * D S C * R T N G S A S E
 20101 - AGAAATACAGAATACATAGATTGCTGTTATCCAAAAGGCACAATAGGAGAAAACATGGC - 20160
 - R N T E Y I D C C Y P K R H N R R K H G
 - E I Q N T * I A V I Q K G T I G E N M A
 - K Y R I H R L L L S K K A Q * E K T W Q

FIG. 12 Con't

20161 - AAACCATTGAAGGTGAGCCAAGAATGAAACATCATTGGTGAATAGAATGTCAAGTACAA - 20220
 - K P L K V S Q E * N I I G E I E C Q V Q
 - N H * R * A K N E T S L V K * N V K Y K
 - T I E G E P R M K H H W * N R M S S T S

20221 - GTAAAAGACTGAGTAGACTCCCGGCAGAAAGCTGTAAGCTGGTACCAGACAGAGTATAGT - 20280
 - V K D * V D S R Q K A V S W Y Q T E Y S
 - * K T E * T P G R K L * A G T R Q S I V
 - K R L S R L P A E S C K L V P D R V * *

20281 - GAAAGACATCAAAAACAAAAGTGCATTAGCAGCAACAACATGGTTGTACTCACCAAAAC - 20340
 - E R H Q K Q K C I S S N N M V V L T K N
 - K D I K N K S A L A A T T W L Y S P K T
 - K T S K T K V H * Q Q Q H G C T H Q K H

20341 - ACGTCTGAATTTTCATAAAGTAGTAGGCAGCACAAGTACCAATATGGCAATAATACCACC - 20400
 - T S E F H K V V G S T S H Q Y G N N T T
 - R L N F I K * * A A Q V T N M A I I P P
 - V * I S * S S R Q H K S P I W Q * Y H Q

20401 - AGCCACTACTGAAGCAGACATCTAAAGCACCCACAGTTGCACAAGAGGAGTAAAGAT - 20460
 - S H Y * S R H I * S T H R L H K R S K D
 - A T T E A D T S K A P T G C T R G V K M
 - P L L K Q T H L K H P Q V A Q E E * R C

20461 - GTTAGCTATGAGATTCATCGCATCAACACCACAGAAAACCTCCTGATAGAGCTCTGTAATG - 20520
 - V S Y E I H R I N T T E N S * * S S V M
 - L A M R F I A S T P Q K T P D R A L * C
 - * L * D S S H Q H H R K L L I E L C N A

20521 - CTCATTATTAAGAACCCATCTACCACTGGTAGATAGGCAAATACCTACTTCTGACCTTTC - 20580
 - L I I K N P S T T G R * A N T Y F * P F
 - S L L R T H L P L V D R Q I P T S D L S
 - H Y * E P I Y H W * I G K Y L L L T F R

20581 - GCATGTACCATGTCTACAGTACTCAGCATCAAAAGTTGTTACTACTCTAACAGAACCTC - 20640
 - A C T M S T V L S I K S C Y Y S N R T L
 - H V P C L Q Y S A S K V V T L T E P S
 - M Y H V Y S T Q H Q K L L L L * Q N P P

20641 - CAGGTAAGTGTAGGAAACTGTATGATGGAACCATCCATAAGCACATAACGAGTGTCTGG - 20700
 - Q V S V R K L Y D G T I H K H I T S V W
 - R * V L G N C M M E P S I S T * R V S G
 - G K C * E T V * W N H P * A H N E C L D

20701 - ACGAAGCTCACTATAAGAAATAGAACCCTCTAGCAAATTAGTGTGCATAACAATATGGCAC - 20760
 - T K L T I R N R T L * Q I S V I T I W H
 - R S S L * E I E P S S K L V S * Q Y G T
 - E A H Y K K * N P L A N * C H N N M A Q

20761 - AGGTTTGCCCATAGCATCCTTAAAAATTGTACACTCAGCAGCAAGAACGCAAGCAGAGGT - 20820
 - R F A H S I L K N C T L S S K N A S R G
 - G L P I A S L K I V H S A A R T Q A E V
 - V C P * H P * K L Y T Q Q Q E R K Q R *

20821 - AGCAAAATCACTATACTCAATGAGTTTGGGAAGGTGTGTAGCAAATGTGCCAACAGCACT - 20880
 - S K I T I L N E F G R C V A N V A N S T
 - A K S L Y S M S L E G V * Q M L P T A L
 - Q N H Y T Q * V W K V C S K C C Q Q H *

20881 - AAAAAACGAGGTAGAAAATGCAAGAAGTACCATTGATTGCTCTCAGCACAGTACCCGG - 20940
 - K N T R * K M Q E V T I D C S Q H S T R
 - K T R G R K C K K S P L I A L S T V P G
 - K H E V E N A R S H H * L L S A Q Y P V

20941 - TAAGCCAGGCACTATGAAACCAATCTCTTGTATGATAGCAGCTACTACAGGGCAGCT - 21000
 - * A R H Y E T N L S C N D S S Y Y R A A
 - K P G T M K P I S L V M I A A T T G Q L
 - S Q A L * N Q S L L * * * Q L L Q G S F

FIG. 12 Con't

21001 - TTTGTCAATTTTTGTATGAACCACCACGCTGGCTAAACCATGCGTCAAAACCAGCATGTTT - 21060
 - F V I F V * T T T L A K P C V K T S M F
 - L S F L Y E P P R W L N H A S K P A C L
 - C H F C M N H H A G * T M R Q N Q H V Y
 21061 - ATTTGCAAAACAATCATCAGTAGAAATGATGTACAGAGTGACACCATCCTGAATGGCTTT - 21120
 - I C K T I I S R N D V T S D T I L N G F
 - F A K Q S S V E M M S R V T P S * M A L
 - L Q N N H Q * K * C H E * H H P E W L C
 21121 - GTAACCAATGATTTTCATTTGTGTAACCATCATGGATTGACAATGTATGTACTGGCATAAC - 21180
 - V T N D F I C V T I M D * Q C M Y W H N
 - * P M I S F V * P S W I D N V C T G I T
 - N Q * F H L C N H H G L T M Y V L A * R
 21181 - GATATAACAAACCAATGCAGCAAGAACGCACAATAATGTGGCCTTAAGCATAAGTTTAAA - 21240
 - D I T N Q C S K N A Q * C G L K H K F K
 - I * Q T N A A R T H N N V A L S I S L K
 - Y N K P M Q Q E R T I M W P * A * V * N
 21241 - ACAAGTACTAACAATCTTACCACCCTTGAGTGAGATTTTAGTAGTTATGACATTGACAAC - 21300
 - T S T N N L T T L E * D F S S Y D I D N
 - Q V L T I L P P L S E I L V V M T L T T
 - K Y * Q S Y H P * V R F * * L * H * Q P
 21301 - CTGTCTAGTTGTAGCACAAGTTAGTGTAAGGTATGTTGTTCTTCTTGGCAGCAGTACG - 21360
 - L S S C S T S * C K R Y V V L L G S S T
 - C L V V A Q V S V K G M L F F L A A V R
 - V * L * H K L V * K V C C S S W Q Q Y E
 21361 - AATTTGTTTACGCAGCTGTTTCAGATAAAGACATGTAGTCTTTTACATCCAGATGAGTGA - 21420
 - N L F T Q L F R * R H V V F Y I P D E *
 - I C L R S C S D K D M * S F T F Q M S E
 - F V Y A A V Q I K T C S L L H S R * V K
 21421 - AACATGTTGACTTTTGTACTTGGGCATTGATATGCCTTGCATTACAGTCAATACATGC - 21480
 - N I V T F C Y L G I D M P C I T V N T C
 - T L * L F A T W A L I C L A L Q S I H A
 - H C D F L L L G H * Y A L H Y S Q Y M R
 21481 - GCCAAGATCTCTGGGCGTCATGTTTCAACCTTATTATAGGTGAGCATGAAATGTTACA - 21540
 - A K I S G R H V F N L I I G E H E I V T
 - P R S L G V M F S T L L * V S M K L L Q
 - Q D L W A S C F Q P Y Y R * A * N C Y N
 21541 - ACTGTCACCTGTCACTTCTAAGTCAGAGTGATGTGAAAGTTTGAGACATTCAATAACATC - 21600
 - T V T C H F * V R V M * K F E T F N N I
 - L S P V T S K S E * C E S L R H S I T S
 - C H L S L L S Q S D V K V * D I Q * H P
 21601 - CTTTGTGTCACATCGGTATCAACAACACCTTGTCCGGCAGCTGACACGAATGTAGAAAG - 21660
 - L C V N I G I N N T L S G S * H E C R K
 - F V S T S V S T T P C R A A D T N V E R
 - L C Q H R Y Q Q H L V G Q L T R M * K G
 21661 - GACACCATCTAAAGCTACACCCTTTGCTAACTCGCTGTGAGCTGTAGCAACAAGTGCCTT - 21720
 - D T I * S Y T L C * L A V S C S N K C L
 - T P S K A T P F A N S L * A V A T S A L
 - H H L K L H P L L T R C E L * Q Q V P *
 21721 - AAGTTTTCCATAGGAACACTAAAAGTTGCTGAAAAGGTGTCGACATAAGCATCAAACAT - 21780
 - K F F H R N T K S C * K G V D I S I K H
 - S F S I G T L K V A E K V S T * A S N I
 - V F P * E H * K L L K R C R H K H Q T S
 21781 - CTTAACGGAACTTCACTACTATCTCCAACGTTTGTATACAGAGCTTGGTCAAGCAACAG - 21840
 - L N G N F S T I S N V * Y K S L V K Q Q
 - L T E T S V L S P T F D T R A W S S N R
 - * R K L Q Y Y L Q R L I Q E L G Q A T E

FIG. 12 Con't

21841 - AATAGGTTGGCACATCAGCTGACTGTAGTACACAGAAGCAGACTTAGAAGCAGACTCGTC - 21900
 - N R L A H Q L T V V H R S R L R S R L V
 - I G W H I S * L * Y T E A D L E A D S S
 - * V G T S A D C S T Q K Q T * K Q T R R

21901 - GCATTTGGACTTGCCATCAAAAATATGACATTAATAGGCAGTGAACCTTTAGTGTGTT - 21960
 - A F G L A I K N Y D I N R Q * T F S V V
 - H L D L P S K T M T L I G S E P L V L L
 - I W T C H Q K L * H * * A V N L * C C *

21961 - AGCTCTCAAATTGCTAAATTGACAAAATGGGAGAGCGGATGCTCTCATAGTCTTTTG - 22020
 - S S Q I V * I D K M G E R M S L I G L L
 - A L K L S K L T K W E S G C L S * V F *
 - L S N C L N * Q N G R A D V S H R S F D

22021 - ACCAGCCTTGTCAAAGTAGAGGTGAAGCGGCCATTTTTCACAGCAACACTATCAACAAT - 22080
 - T S L V K V E V K R A I F H S N T I N N
 - P A L S K * R * S A P F F T A T L S T I
 - Q P C Q S R G E A R H F S Q Q H Y Q Q Y

22081 - ATACGATGACTGGTCAGTAGGGTTGATTGGTCTTTAAACTGGAGTGACAAATCAGGAGC - 22140
 - I R * L V S R V D W S F K L E * Q I T S
 - Y D D W S V G L I G L L N W S D K S R A
 - T M T G Q * G * L V F * T G V T N H E Q

22141 - AACTTCATCACTAATGAATGTACTACCAGTGCAAAATGTGTCACAATTGAGACAATTCCA - 22200
 - N F I T N E C T T S A K C V T I E T I P
 - T S S L M N V L P V Q N V S Q L R Q F Q
 - L H H * * M Y Y Q C K M C H N * D N S N

22201 - ATTGTGAGTCTTGCAGAAGCCACGGCCTCCATTGTCATAGACATAGAAAGATCTCTTCAT - 22260
 - I V S L A E A T A S I C I D I E R S L H
 - L * V L Q K P R P P F A * T * K D L F M
 - C E S C R S H G L H L H R H R K I S S C

22261 - GCCATTAACAATAGTGTACTCAACCGGTGTGGCAGGATTGGCGCTTATAGCACATCAT - 22320
 - A I N N S C T L N A C G T I A L I A H H
 - P L T I V V H S T R V A R L R L * H I M
 - H * Q * L Y T Q R V W H D C A Y S T S C

22321 - GCAAGTCGAAGAGGTGCAACCATCCATGATATGAACATAGCTCTCCATATGTAGTAGAA - 22380
 - A S R R G A T I H D M N I A L P Y V V E
 - Q V E E V Q P S M I * T * L F H M * * K
 - K S K R C N H P * Y E H S S I C S R K

22381 - AGAAGCAAAGAGATGTACATCCTAACCATTCAGAAACGGGTGCCATTTGTACAATACT - 22440
 - R S K E D V H P N H C R N G C H L Y N T
 - E A K K M Y I L T I A E T G A I C T I L
 - K Q R R C T S * P L Q K R V P F V Q Y *

22441 - AATGATAAACACATGAGCCAAGAATTGCTGATGAAATGACTAGCAAAAATAGCCAAGAA - 22500
 - N D K P H E P R I A D E M T S K I A K E
 - M I N H M S Q E L L M K * L A K * P K N
 - * * T T * A K N C * * N D * Q N S Q R T

22501 - CACCTGCATTATAGCTGAAAGACCTAATAATAAAAAGAAATTTGTGAACAACATATATGC - 22560
 - H L H Y S * K T * * I K E F C E Q H I C
 - T C I I A E R P N K * K N F V N N I Y A
 - P A L * L K D L I N K R I L * T T Y M P

22561 - CAAAACCCACTCAGCGCCAGACCTAAAATTGTCAAGTCTAGCTTGTACGATGAAATCGT - 22620
 - Q N P L S G Q T * N C Q V * L V R * N R
 - K T H S A A R P K I V K S S L Y D E I V
 - K P T Q R P D L K L S S L A C T M K S S

22621 - CACCTGAATGGTTTCAAGAGCTGGATAAGAATCAAGGGAGTCTAATCCACTTAAACAAT - 22680
 - H L N G F K S W I R I K G V * S T * T N
 - T * M V S R A G * E S R E S N P L K Q M
 - P E W F Q E L D K N Q G S L I H L N K C

FIG. 12 Con't

22681 - GCTGCAAGGAAAAGAACCTTCACAGAAATCCATAGTAGTAACGTTAGACGAATTAAGATA - 22740
 - A A R K R T F T E I H S S N V R R I K I
 - L Q G K E P S Q K S I V V T L D E L R Y
 - C K E K N L H R N P * * * R * T N * D T
 22741 - CAATTCTTAACGCCATTACAATAAGAAGGAGCACCAAATAGATAAGAGTACACCAA - 22800
 - Q F S N A I T I R R S T K I R * E Y T K
 - N S L T P L Q * E G A P K L D K S T P K
 - I L * R H Y N K K E H Q N * I R V H Q K
 22801 - AGCAGCAGTTACACAGATTAGAGAACCTAAGCAAATACTTAACAACAATAGCCACATAGC - 22860
 - S S S Y T D * R T * A N T * Q Q * P H S
 - A A V T Q I R E P K Q I L N N S H I A
 - Q Q L H R L E N L S K Y L T T I A T * R
 22861 - GATTGTGAACAATTTAGAAAATTTGGGTGACTTCACATAATTAATGCCGGCATCCAAACA - 22920
 - D C E Q F R K F G * L H I I N A G I Q T
 - I V N N L E N L G D F T * L M P A S K H
 - L * T I * K I W V T S H N * C R H P N I
 22921 - TAATTTAGCAACTCTTAACACTATTTTGTAGCAATAGTTGTAGGTAGTGAAGCTCTAAT - 22980
 - * F S N T L N T I F S N S C R * * S S N
 - N L A T L L T L F L A I V V G S E A L I
 - I * Q H S * H Y F * Q * L * V V K L * F
 22981 - TCTAGAATGGTACTTTTAGTAAAAGTACACAATTGGAACAATAATGTAAACACATAAGG - 23040
 - S R I G T F S K S T Q L E Q * C K H I R
 - L E L V L L V K V H N W N N N V N T * G
 - * N W Y F * * K Y T I G T I M * T H K A
 23041 - CATATAATGTTAAACACACGTTGTGCTAATCTCTTAGCGCAATTTGATGTTGTAATTGC - 23100
 - H I I V K H T L C * S L S A I * C C N C
 - I * L L N T R C A N L L A Q F D V V I A
 - Y N C * T H V V L I S * R N L M L * L L
 23101 - TGCTTGTCTAAGAATGGTTGACATAAGCCAAAATTTACTCCAAGGAACACTATTAAT - 23160
 - C L S * E W F D I S Q N F T P R N T I N
 - A C P K N G L T * A K I L L Q G T L L I
 - L V L R M V * H K P K F Y S K E H Y * L
 23161 - TGCAGCAATACCATGAGTGGCAATGTTTTAAACCTAAGGCTAGTGAAGCTCATTAGG - 23220
 - C S N T M S G N C F * T * G * * K L I R
 - A A I P * V A I V F K P K A S E S S L G
 - Q Q Y H E W Q L F L N L R L V K A H * V
 23221 - TTTCTTAATGGTAATGCTTGTGTTTCCACATAAGCAGCCATAAGATCCTCATGACCTAA - 23280
 - F L N G N A C V F H I S S H K I L M T *
 - F L M V M L V F S T * A A I R S S * P N
 - S * W * C L C F P H K Q P * D P H D L T
 23281 - CTCTTGTGTTACTTTAACACCTTCATCTGATGGTTAAGTATGACATGCCTACAACCTC - 23340
 - L L C Y F N T F I * W F K Y D I A Y N F
 - S C V T L T P S S D G L S M T L P T T S
 - L V L L * H L H L M V * V * H C L Q L R
 23341 - GGTAGTTTTACGTCACACTCTATGACTTCCTTCTGTATGGTAGGATTTTCCACTACTTC - 23400
 - G S F H V T L Y D F L L Y G R I F H Y F
 - V V F T S H S M T S F C M V G F S T T S
 - * F S R H T L * L P S V W * D F P L L L
 23401 - TTCAGAGGTGGGTTGTTGACTTTCAAGCAAGATTGTCCATTCCTTGTGTCTTCTAC - 23460
 - F R G G L L T F T S K I V H S L C V F Y
 - S E V G C * L S Q A R L S I P C V S S T
 - Q R W V V D F H K Q D C P F L V C L L L
 23461 - TGCCAGAACTTCAAATGAATTTGAAGTATCTACTGGCTTGTACTCAAAGACAACGTAA - 23520
 - C Q N F K * I * S I Y W L C T P K T T *
 - A R T S N E F E V S T G F V L Q R Q R K
 - P E L Q M N L K Y L L A L Y S K D N V N

FIG. 12 Con't

23521 - ACACCAAGTGTGGTTGGTTGAACGTTGCTTGGTTGTAGCCTGGTTAATGTGCCAAACAAT - 23580
 - T P S V W F E R C L G C S L V N V P N N
 - H Q V F G L N V V L V V A W L M C Q T I
 - T K C L V * T L S W L * P G * C A K Q L
 23581 - TGGCTTATGCAGTAATTTAGCACCTTTCTTGAAACTCGCTGAATAGTGTCTATAGTCAAT - 23640
 - W L M Q * F S T F L E T R * I V S I V N
 - G L C S N L A P F L K L A E * C L * S I
 - A Y A V I * H L S * N S L N S V Y S Q *
 23641 - AGCCACTACATCGCCATTCAAGTCTGGGAAGAATGTGACAGATAGCTCTCGTGAAGCTGG - 23700
 - S H Y I A I Q V W E E C D R * L S * S W
 - A T T S P F K S G K N V T D S S R E A G
 - P L H R H S S L G R M * Q I A L V K L A
 23701 - CTTTGTGAAGCCTGTCATTTGATTTAAATCATCAGCAAATTTTGTGTTAGAACATGTGAG - 23760
 - L C E A C H L I * I I S K F C V R T C E
 - F V K P V I * F K S S A N F V L E H V S
 - L * S L S F D L N H Q Q I L C * N M * V
 23761 - TTTGAAATTATCAAACCTCGCATTGGTAAATGGTTGAGTTGGTACAAGGTCTATAGGCTG - 23820
 - F E I I K T R I W * W L S W Y K V Y R L
 - L K L S K L A F G N G * V G T R S I G C
 - * N Y Q N S H L V M V E L V Q G L * A A
 23821 - CTCTGTATAGTAAGCATTATCCTTTTTATAATACCCATCCAATTTTGGTTCAATCTCTGT - 23880
 - L C I V S I I L F I I P I Q F W F N L C
 - S V * * A L S F L * Y P S N F G S I S V
 - L Y S K H Y P F Y N T H P I L V Q S L C
 23881 - GTAAGTAACTCCATCGAGTTTATACGACACAGGCTTGATGGTTGTAGTGAAGATGTTTC - 23940
 - V S N S I E F I R H R L D G C S V R C F
 - * V T P S S L D T G L M V V V * D V S
 - K * L H R V Y T T Q A * W L * C K M F P
 23941 - CTTGTAGAAAAACATCAGTCACTGGTCTTTGTACTCTGACATCTTTGTAAGGTGAGCTCC - 24000
 - L V E N I S H W S F V L * H L C K V S S
 - L * K T S V T G P L Y S D I F V R * A P
 - C R K H Q S L V L C T L T S L * G E L R
 24001 - GTCATACGATAGAGGCTCCTTAGCAGTATATGAGTGAATGACCACACTGATAGTT - 24060
 - V N T I E G L L S S Y M S V M T T L I V
 - S I R * R V S L A V I * V * * P H * * L
 - Q Y D R G S P * Q L Y E C N D H T D S Y
 24061 - ACCAGTGTACTCATTTCGCACATAAGAATGTACCTTGCTGTAATTTATACTCAGCAGGTGG - 24120
 - T S V L I R T * E C T L L * F I L S R W
 - P V Y S F A H K N V P C C N L Y S A G G
 - Q C T H S H I R M Y L A V I Y T Q Q V V
 24121 - TGCAGACATCATAACAAAAGAAGACTCTTGTGTACTAGATATTGTGTAGCATCAGACC - 24180
 - C R H H N K R R L L L Y * I L C S I T T
 - A D I I T K E D S C C T R Y C V A S R P
 - Q T S * Q K K T L V V L D I V * H H D H
 24181 - ACACACACATGGAATGGAAACACCTGTCTTAAGATTATCATAAGATAGAGTACCCATATA - 24240
 - T H T W N G N T C L K I I I R * S T H I
 - H T H G M E T P V L R L S * D R V P I Y
 - T H M E W K H L S * D Y H K I E Y P Y T
 24241 - CATCACAGCTTCTACACCGTTAAGGTAGTGTCTGACCACAATGTTTACACACCAC - 24300
 - H H S F Y T R * G S S F L T T M F T H H
 - I T A S T P V K V V V F * P Q C L H T T
 - S Q L L H P L R * * F S D H N V Y T P H
 24301 - ATTAAGAACTCGCTTTGCGAGATTCCAAATTAGCATGCTGTAGAAGATGGGTCATAGTTTC - 24360
 - I K N S L C R F Q I S M L * K M G H S F
 - L R T R F A D S K L A C C R R W V I V S
 - * E L A L Q I P N * H A V E D G S * F L

FIG. 12 Con't

24361 - TCTGACATACCAAGCTCGCCAACAGTTTTATTACTGTAAGCGAGTATGAGTGCACAAAA - 24420
 - S D I T K L A N S F I T V S E Y E C T K
 - L T S P S S P T V L L L * A S M S A Q K
 - * H H Q A R Q Q F Y Y C K R V * V H K S
 24421 - GTTAGCAGCATACCAGCACGGGCTCTATAATAAGCCTCTTGAAGTGCTGCTGCATTGAA - 24480
 - V S S I T S T G S I I S L L K C W C I E
 - L A A S P A R A L * * A S * S A G A L N
 - * Q H H Q H G L Y N K P L E V L V H * I
 24481 - TTTGACTTCAAGCTGTTGAAGTGCTAATAAAACACTAGACAAATAACAATTGTTATCAGC - 24540
 - F D F K L L K C * * N T R Q I T I V I S
 - L T S S C * S A N K T L D K * Q L L S A
 - * L Q A V E V L I K H * T N N N C Y Q P
 24541 - CCATTTAATGAAGTTAAACCACCAACTTGAGGAAATTTCCATTTCTTTGTGTGGTTTAA - 24600
 - P F N * S * T T N L R K F P F L C V V *
 - H L I E V K P P T * G N F H F F V W F K
 - I * L K L N H Q L E E I S I S L C G L K
 24601 - AGCAGACATGTACTACCAAGAAAACCTCTCATCAAGAGTATGGTAGTACTCGAAAGCTTC - 24660
 - S R H V P T K K T L I K S M V V L E S F
 - A D M Y L P R K L S S R V W * Y S K A S
 - Q T C T Y Q E N S H Q E Y G S T R K L H
 24661 - ACTACGTAGTGTGCATCACTAGGTAGTACAAAGAAAGTCTTACCCTCATGTTTACATG - 24720
 - T T * C V I T R * Y K E S L T L M I Y M
 - L R S V S S L G S T K K V L P S * F T *
 - Y V V C H H * V V Q R K S Y P H D L H E
 24721 - AGGTTTAAATTTTGTAAACATCAGCACCATCCAAGTATGTTGGACCAAAGTCTGTGCCATA - 24780
 - R F N F C N I S T I Q V C W T K L L S I
 - G L I F V T S A P S K Y V G P N C C P Y
 - V * F L * H Q H H P S M L D Q T A V H M
 24781 - TGTACATAGACATCCACAAGCTGTGTGGAGATTAGTGTGTCCACAGTTGTGAACAC - 24840
 - C H R H I H K L C V E I S V V H S C E H
 - V I D I S T S C V W R L V L S T V V N T
 - S * T Y P Q A V C G D * C C P Q L * T L
 24841 - TTTTATAGTCTTAACCTCCCGCAGGGATAAGAGACTCTTTAGTTTGTCAAGTGAAAGAAC - 24900
 - F Y S L N L P Q G * E T L * F V K * K N
 - F I V L T S R R D K R L F S L S S E R T
 - L * S * P P A G I R D S L V C Q V K E P
 24901 - CTCACCGTCAAGATGAAACTCGACGGGGCTCTCCAGAGTGTGGTACACAATTTTGTCCAC - 24960
 - L T V K M K L D G A L Q S V V H N F V T
 - S P S R * N S T G L S R V W Y T I L S P
 - H R Q D E T R R G S P E C G T Q F C H H
 24961 - ACGCTTAAGAAATTCACACCTAAGTCTGTACGCTGTCTGAATAGGACCAATCTCTGTA - 25020
 - T L K K F N T * L C T L S * I G P I S V
 - R L R N S T P N S V R C P E * D Q S L *
 - A * E I Q H L T L Y A V L N R T N L C K
 25021 - AGAGCCAGCCAAAGAAACTGTTTCTACAAGTGCTCCTCAGATGTCTTTGATGACGAAGT - 25080
 - R A S Q R N C F Y K V L L R C L * * R S
 - E P A K E T V S T K C S S D V F D D E V
 - S Q P K K L F L Q S A P Q M S L M T K *
 25081 - GAGGTATCCATTATATGTAGTAACAGCATCTGGTGATGATACTGACACTACGGCAGGAGC - 25140
 - E V S I I C S N S I W * * Y * H Y G R S
 - R Y P L Y V V T A S G D D T D T T A G A
 - G I H Y M * * Q H L V M I L T L R Q E L
 25141 - TTTAAGAGAACGCATACAGCGCGCAGCCTCTTCAAGATTAACCATGTGTACATAACC - 25200
 - F K R T H T A R S L F K I K T M C H I T
 - L R E R I Q R A A S S R L K P C V T * P
 - * E N A Y S A Q P L Q D * N H V S H N Q

FIG. 12 Con't

25201 - AATTGGCATTGTGACAAGCGGCTCATTTAGAGAGTTTCAGCTTCGTAATAATAGAAGCTAC - 25260
 - N W H C D K R L I * R V Q L R N N R S Y
 - I G I V T S G S F R E F S F V I I E A T
 - L A L * Q A A H L E S S A S * * * K L Q
 25261 - AGGCTCTTTACTAGTATAAAAAGAAGAATCGGACACCATAGTCAACGATGCCCTCTTGAAT - 25320
 - R L F T S I K E E S D T I V N D A L L N
 - G S L L V * K K N R T P * S T M P S * I
 - A L Y * Y K R R I G H H S Q R C P L E F
 25321 - TTTAATTCCTTTATACTTACGTTGGATGGTTGCCATTATGGCTCTAACATCCATGCATAT - 25380
 - F N S F I L T L D G C H Y G S N I H A Y
 - L I P L Y L R W M V A I M A L T S M H I
 - * F L Y T Y V G W L P L W L * H P C I *
 25381 - AGGCATTAATTTCTTGTCTCTTCAGCATGAGCAAGCATTCTCTCAAATTCAGGATAC - 25440
 - R H * F S C L F S M S K H F S Q I P G Y
 - G I N F L V S S A * A S I S L K F Q D T
 - A L I F L S L Q H E Q A F L S N S R I Q
 25441 - AGTTCCTAGAATCTCTTCCTTAGCATTAGGTGCTTCTGAAGGTAGTACATAAAATGCAGA - 25500
 - S S * N L F L S I R C F * R * Y I K C R
 - V P R I S S L A L G A S E G S T * N A D
 - F L E S L P * H * V L L K V V H K M Q I
 25501 - TTTGCATTTCTTAAGAGCAGTCTTAGCTTCTCAAGTGATAACCAGCACATCCTTGTCC - 25560
 - F A F L K S S L S F L K C I T S T S L S
 - L H F L R A V L A S S S V * P A H P C P
 - C I S * E Q S * L P Q V Y N Q H I L V Q
 25561 - AGGGTACGTGGTTATATACTCATCAACTGGCACTTCTTCAAGCTCTGAGAGCATCTC - 25620
 - R V R G Y I L I N W H F L Q S S * E H L
 - G Y V V I Y S S T G T F F K A L E S I S
 - G T W L Y T H Q L A L S S K L L R A S Q
 25621 - AGTAGTGCCACCAGCCTTTTGGAGGGTATTACAACACAAGTGATACACCACCTAGTGAT - 25680
 - S S A T S L F G G Y Y N T S D I T T S D
 - V V P A F L E G G I T T Q V I S P L V I
 - * C H Q P F W R V L Q H K * Y H H * * *
 25681 - AACATCACCTACCATGTAAGGTGCATCCTTCTCAAGGAAAGACATATCTTCACCTCTAAG - 25740
 - N I T Y H V R C I L L K E R H I F T S K
 - T S P T M * G A S F S R K D I S S P L S
 - H H L P C K V H P S Q G K T Y L H L * A
 25741 - CATGTTCTGAGAATCATGGTAAAGCTTACCATTGATATCAGCAAACAAGAGTAACTTATT - 25800
 - H V L R I M V K L T I D I S K Q E * L I
 - M F * E S W * S L P L I S A N K S N L L
 - C S E N H G K A Y H * Y Q Q T R V T Y W
 25801 - GGTAAGAACTTAGTTTCTCCAGTGTGTGGTAACCTCATCAATGCAGGCCTTAATTTT - 25860
 - G K K L S F F Q C C G N L I N A G L N F
 - V R N L V S S S V V V T S S M Q A L I F
 - * E T * F L P V L W * P H Q C R P * F L
 25861 - TGGCTTCACATCGACAGGCTTCTGTACGACAGATTCTCCTCAGTTTGGAACTTCTGT - 25920
 - W L H I D R L L Y D R F L L S F G I F C
 - G F T S T G F C T T D F S S V L E S S V
 - A S H R Q A S V R Q I S P Q F W N L L C
 25921 - GTTGGTGGCTCCTCTTGTGTTAGGTGCTTCCACTCTAGGCTTACAGTTATCAAGATAATC - 25980
 - V W W L L L F R C F H S R L Q V I K I I
 - F G G S S C L G A S T L G F R L S R * S
 - L V A P L V * V L P L * A S G Y Q D N P
 25981 - CATGACAACCTGCTCATAAAGAGCTTTGTTCATTGACTGCAATATAAACCTGTGTACGAAC - 26040
 - H D N L L I K S F V I D C N I N L C T N
 - M T T C S * R A L S L T A I * T C V R T
 - * Q P A H K E L C H * L Q Y K P V Y E P

FIG. 12 Con't

86/94

26041 - CGTCTGCACGCACACTTGTAAAGACTGAAGTGGTTTGTAGCACCAAATATGCCTGCTGACAA - 26100
 - R L H A H L * R L K W F S T K Y A C * Q
 - V C T H T C K D * S G L A P N M P A D N
 - S A R T L V K T E V V * H Q I C L L T T

26101 - CAATGGTGCAAGTAAGATGTCCTGTGAATTGAAATTTTCATATGCTGCCTTAAGAAGCTG - 26160
 - Q W C K * D V L * I E I F I C C L K K L
 - N G A S K M S C E L K F S Y A A L R S W
 - M V Q V R C P V N * N F H M L P * E A G

26161 - GATGTCCTCACCTGCATTTAGGTTAGGTCCAACAACATGCAGACACTTCTTAGCAAGATT - 26220
 - D V L T C I * V R S N N M Q T L L S K I
 - M S S P A F R L G P T T C R H F L A R L
 - C P H L H L G * V Q Q H A D T S * Q D Y

26221 - ATGTCCAGAAAGCAAACAAGACCCTCCTACTGTAAGAGGGCCATTTAGCTTAATGTAATC - 26280
 - M S R K Q T R P S Y C K R A I * L N V I
 - C P E S K Q D P P T V R G P F S L M * S
 - V Q K A N K T L L L * E G H L A * C N H

26281 - ATCACTCTCCTTTTGCATGGCACCATTGGTTGCCTTGTGAGTGCACCTGCTACACCACC - 26340
 - I T L L L H G T I G C L V E C T C Y T T
 - S L S F C M A P L V A L L S A P A T P P
 - H S P F A W H H W L P C * V H L L H H H

26341 - ACCATGTTTCAGGTGTATGTTAGCAGCATTACAATCACCATAGGATTAGCACTTTGTGC - 26400
 - T M F Q V Y V S S I Y N H H R I S T L C
 - P C F R C M L A A F T I T I G L A L C A
 - H V S G V C * Q H L Q S P * D * H F V P

26401 - CTCCTTAACGATGTCAACACATTTAATGGCAACATTGTCAAGTAAATAACCAGT - 26460
 - L L N D V N T F N G N I V S K F * I T S
 - S L T M S T H L M A T L S V S F K * P V
 - P * R C Q H I * W Q H C Q * V L N N Q *

26461 - AAAGTATTAAGTGGTTCTTCAGGTGTAGGTTCTGGCTCAATCTCTGATTGCTC - 26520
 - K L I N W F F R C R F W F W L N L * L L
 - N * L T G S S G V G S G S G S I S D C S
 - T D * L V L Q V * V L V L A Q S L I A Q

26521 - AGTAGTATCATCCAGCCAGTCTTCTTCTTCTTCTCAACTCGAACTGTTTCAGCTGA - 26580
 - S S I I Q P V F L F F F L N S N C F S *
 - V V S S S Q S S S S S S S T R T V S A E
 - * Y H P A S L P L L P Q L E L F Q L R

26581 - GGCACCAAATCCAGAGGGAGACCTTGATAATCATCCTCTGTACCGTACTCATGTTTACA - 26640
 - G T K F Q R E T L I I I L C T V L M F T
 - A P N S R G R P * * S S S V P Y S C S Q
 - H Q I P E G D L D N H P L Y R T H V H R

26641 - GGTTTCATCAATTTCTTCTTCTCCTCACACTCTGCATCGTCTTCTTCTCCTCATCTGGAGG - 26700
 - G F I N F F F L T L C I V L F F L I W R
 - V S S I S S S S H S A S S S S S S S G G
 - F H Q F L L P H T L H R P L L P H L E G

26701 - GTAAAAGGAACAATACATACGTGATGAAAAGTTTCTTACCAGCATCATCAATAAGTA - 26760
 - V K G T I H T * * K V F F T S I I K * V
 - * K E Q Y I R D E K F S S P A S S N K *
 - K R N N T Y V M K S F L H Q H H Q I S R

26761 - GAATGTAGCTACACTCCACTCATCAAGATCAATACCCATGTTGGTAAGGAGATCAGAAAC - 26820
 - E C S Y T P L I K I N T H V G K E I R N
 - N V A T L H S S R S I P M L V R R S E T
 - M * L H S T H Q D Q Y P C W * G D Q K L

26821 - TGGTTGTAAAGTCTTCAACAACAGCCTCTGCTACAACACATGCAAACTCAGTAACTTCGGT - 26880
 - W L * S L H N S L C Y N T C K L S N F G
 - G C K V F T T A S A T T H A N S V T S V
 - V V K S S Q Q P L L Q H M Q T Q * L R Y

FIG. 12 Con't

26881 - ACCGGATTCAACAGTGTAGACAGAGCACTTTTCATTAGCACTTTGTCAACAGTTTCATC - 26940
 - T G F N S V D R A L F I K H F V N T F I
 - P D S T V * T E H F S L S T L S T R S S
 - R I Q Q C R Q S T F H * A L C Q H V H Q
 26941 - AAGCTCAAATGTGATTCTCACATTCTTGTAACTTGAACCTCCCAAACAGTATCTTCTCC - 27000
 - K L K C D S H I L V T L N F P N S I F S
 - S S N V I L T F L * P * T S Q T V S S P
 - A Q M * F S H S C N L E L P K Q Y L L Q
 27001 - AAAGGTTACACCTTTAATGGTGCACCCCTTTAAGCGAAAGACATTGTTGTAGCCAG - 27060
 - K G Y T F N W C T P F * A K D I V C S Q
 - K V T P L I G A P P F K R K T L F V A S
 - R L H L * L V H P L L S E R H C L * P V
 27061 - TAAACCAGGAGACAATGCGCAGTATTGTTCTTTGTCCTTAATCTCTAAGAGCATGAGGCC - 27120
 - * T R R Q C A V L F F V L N L * E H E A
 - K P G D N A Q Y C S L S L I S K S M R P
 - N Q E T M R S I V L C P * S L R A * G H
 27121 - ATTTACACAGACTGGTGTGCGCAGTAGCTCCATTTGTGAAGCTATCAACGGGCGTCTC - 27180
 - I Y T D W C A D D S S I C E A I N G R L
 - F T Q T G V P T I A P F V K L S T G V S
 - L H R L V C R R * L H L * S Y Q R A S R
 27181 - GAGTGCCTCGAGTTCACCGTCTTGAGAACAACCTCCTCAGAGGTAAGTACTGTGTCTATG - 27240
 - E C F E F T V L E N N L L R G K Y C V M
 - S A S S S P F L R T T S S E V S T V S C
 - V L R V H R S * E Q P P Q R * V L C H V
 27241 - TGAATCACCTTCAAGAAAGGTTACTTCTTTGGTGCCTTAAGAGGCATGAGTAGTTCAG - 27300
 - * I T F K K G Y F F W C L K R H E * L Q
 - E S P S R K V T S F G A L R G M S S C S
 - N H L Q E R L L L L V P * E A * V V A A
 27301 - CTGCTCCTTGCCACGTATACACTGACGGTAAAGTCCCTTGCTTTGAGCGATGAAGACTTC - 27360
 - L L L A T Y T L T V K S L A L S D E D F
 - C S L P R I H * R * S P L L * A M K T S
 - A P C H V Y T D G K V P C F E R * R L H
 27361 - ACCTAAGTTGAGTGATCGCAACTTTGCGCCAGCGATAGTGACTTGATCAATGCACATTTTC - 27420
 - T * V E * S Q L C A S D S D L I N A H F
 - P K L S D R N F A P A I V T * S M H I S
 - L S * V I A T L R Q R * * L D Q C T F R
 27421 - GAGTGCCTTGTTAACAACATCAATGAAGCATTTTACACAATCCTTGATGTTATCTGAAGC - 27480
 - E C L V N N I N E A F Y T I L D V I * S
 - S A L L T T S M K H F T Q S L M L S E A
 - V P C * Q H Q * S I L H N P * C Y L K Q
 27481 - AACCTGTATTTGACCCTTGACGATGTCAAAAACCTGTAATGAGAAATTTGAGAATCTC - 27540
 - N L Y L T L D D V K N T C N E K F E N L
 - T C I * P L T M S K T P V M R N L R I S
 - P V F D P * R C Q K H L * * E I * E S P
 27541 - CCAAGCATCCTTGAGAAATTCAACTCCTGCACTAAGTTTCGCCTCAATCCATTCAAAGAT - 27600
 - P S I L E K F N S C T K F R L N P F K D
 - Q A S L R N S T P A L S F A S I H S K I
 - K H P * E I Q L L H * V S P Q S I Q R *
 27601 - AGGCCTGAGTTTTTCAACAGTAGTGCCAAAAGATTAGACAACCACTGAGAAGTCTGTTG - 27660
 - R P E F F N S S A Q K I R Q P L R S L L
 - G L S F S T V V P K R L D N H * E V C C
 - A * V F Q Q * C P K D * T T T E K S V V
 27661 - TACAAGACCACCAGTTACATATGCCATAATAATGACACTGTTGGTGAGCAGGTCTGAAGT - 27720
 - Y K T T S Y I C H N N D T V G E Q V * S
 - T R P P V T Y A I I M T L L V S R S E V
 - Q D H Q L H M P * * * H C W * A G L K Y

FIG. 12 Con't

27721 - ATAAACCATGGCGTCGACAAAGACGTAATGACTGTTTCAGAAATACCATCAAGTATGGTGAC - 27780
 - I N H G V D K T * * L F R N T I K Y G D
 - * T M A S T R R N D C S E I P S S M V T
 - K P W R R Q D V M T V Q K Y H Q V W * Q

27781 - AGCTGCTCTTTGCAAATCAGGAATTGAGTGGTTTGTCTGCATCAAGTGTGCGCGCAAAAAT - 27840
 - S C S L Q I R N * V V C C I K C A R K N
 - A A L C K S G I E W F A A S S V R A K I
 - L L F A N Q E L S G L L H Q V C A Q K L

27841 - TGATCTGATAACACCAGCAGCCTGTGAGGGAAAACCACACAGTGGTGTAAAACCTGATCT - 27900
 - * S D N T S S L * G K T T Q W C * N * S
 - D L I T P A A C E G K P H S G V K T D L
 - I * * H Q Q P V R E N H T V V L K L I S

27901 - CTGTTGTCCAATGTTCCAAGCACCTTTTACGGGCTTCCCTTGGTAACCTTATAGTTACC - 27960
 - L L S N V P S T F Y G L S L G N F I V T
 - C C P M F Q A P F T G F P L V T L * L P
 - V V Q C S K H L L R A F P W * L Y S Y R

27961 - GCAGGACTCAACAATGGTTTTGAAAGACTTGTAAATCAAGACTCTTTATAGTGTCAATAAA - 28020
 - A G L N N G F E R L V I K T L Y S V N K
 - Q D S T M V L K D L * S R L F I V S I K
 - R T Q Q W F * K T C N Q D S L * C Q * R

28021 - GGCACCTGTAGAAGCAGAGAAAGATGCCAAAATGATGGCAACCTCTTCATTCAAATGAAA - 28080
 - G T C R S R E R C Q N D G N L F I Q M K
 - A L V E A E K D A K M M A T S S F K * K
 - H L * K Q R K M P K * W Q P L H S N E N

28081 - ATCGCCAACAATGTTAATGTTAACACGTTACGACTCAGTATCTCAAGGAGATCCTCATT - 28140
 - I A N N V N V N T F T T Q Y L K E I L I
 - S P T M L M L T R S R L S I S R R S S F
 - R Q Q C * C * H V H D S V S Q G D P H S

28141 - CAAGGTCTCCACATTTGTCACCAGTAATGCCAGTATGGCCTGAGCCAATATCAGCACTAGC - 28200
 - Q G L H I V T S N A S M A * A N I S T S
 - K V S T L S P V M P V W P E P I S A L A
 - R S P H C H Q * C Q Y G L S Q Y Q H * H

28201 - ACGAGGAACCCAGTAGGCACGCTTATTATAGCAGCCAACATAGGCAACACACAGCCTCC - 28260
 - T R N P V G T L I I A A N I G K H T A S
 - R G T Q * A R L L * Q P T * A N T Q P P
 - E E P S R H A Y Y S S Q H R Q T H S L Q

28261 - AAAACACTAGTCCTACCTCCTTGGCGAGTTCGAGTTCAATGTTTGGAGTGGTGTGATA - 28320
 - K T S S P T S L A E S S F N V * V V V I
 - K H L V L P P L R S R V S M F E W L * *
 - N I * S Y L P C G V E F Q C L S G C D N

28321 - ATCTGCAACACTATGCTCAGGTCCAATCTCTGGGTCTTGACAGGCAGGACATGGCATTIT - 28380
 - I C N T M L R S N L W V L T G R T W H F
 - S A T L C S G P I S G S * Q A G H G I F
 - L Q H Y A Q V Q S L G L D R Q D M A F S

28381 - CACTACAGCATTAGTAGGTAGGTACCCACATGTAGTAGTCTTCAATAACTAAATTTTC - 28440
 - H Y S I S R * V P T C S R S F N N * I F
 - T T A L V G R Y P H V V G P S I T K F S
 - L Q H * * V G T H M * * V L Q * L N F Q

28441 - AGTGCCACAATGTTCAACAAGTGGCTTTCAGAAAGTCGCACGTCTGCCATGAACTTCATC - 28500
 - S A T M F T S G F Q K V A R L P * N F I
 - V P Q C S Q V A F R K S H V C H E T S S
 - C H N V H K W L S E S R T S A M K L H R

28501 - GCAATGATTACATTTACATCAAGGTAGACAAGTGCATATTGTTACTCCTGTGGAGATGC - 28560
 - A M I T F H Q G R Q V H I V T L L W R C
 - Q * L H F I K V D K C I L L H S C G D A
 - N D Y I S S R * T S A Y C Y T P V E M Q

FIG. 12 Con't

28561 - AACAGGGTACACAGAGCGTATACGCCCATGAAACCCTCAGTCTTTTCTTTTCAACAGG - 28620
 - N R V H R A Y T P H E T L S L F L F N T
 - T G Y T E R I R P M K P S V F F F S T R
 - Q G T Q S V Y A P * N P Q S F S F Q H V
 28621 - TGGTTGAATGACTTTGACTTTTGGAGTTAAGAGGAAACAAACTTTGGGCATTCCCTTT - 28680
 - W L N D F D F * V K R K H K L W A F P F
 - G * M T L T F E L R G N T N F G H S P L
 - V E * L * L L S * E E T Q T L G I P L *
 28681 - GAAAGTGTCAAATTTCTGGCACTCTTAATTTGGAAGGGTGTCTGGTGCTCGTAGCTCTT - 28740
 - E S V K F L G T L N F E G C L V L V A L
 - K V S N F L A L L I S K G V W C S * L L
 - K C Q I S W H S * F R R V S G A R S S Y
 28741 - ATCAGAGCGCTCAGTGAACCAGGCAATTTTCATGCTCATGGTCACGGCAGCAGTAGACACC - 28800
 - I R A L S E P G N F M L M V T A A V D T
 - S E R S V N Q A I S C S W S R Q Q * T P
 - Q S A Q * T R Q F H A H G H G S S R H L
 28801 - TCTCTCGACTCGATGTAATCAAGTTGTTTCGGAAAGAGTGCACATTGACTTGCCCGCGG - 28860
 - S L R L D V I K L F G K S A H * L A R A
 - L F D S M * S S C S E R V H I D L P A R
 - S S T R C N Q V V R K E C T L T C P R V
 28861 - TGCAGAAAATCTTTGATGCAATCAAGAGGGTACCCATCTGGGCCACAGAAATTTGTTGTC - 28920
 - C E K I F D A I K R V P I W A T E I V V
 - A R K S L M Q S R G Y P S G P Q K L L S
 - R E N L * C N Q E G T H L G H R N C C R
 28921 - GACATAGCGAGTGACTGCACCTCCATTGAGCTCACGAGTGAGTTCACGGAGTGCACT - 28980
 - D I A S D C T S I E L T S E F T E C T T
 - T * R V T A P P L S S R V S S R S A P L
 - H S E * L H L H * A H E * V H G V H H C
 28981 - GCCATGCTTAGTGTCCAGTTTGTTCATAATCTTCAATGGGATCAGTGCCAAGCTCGTC - 29040
 - A M L S V P V L F I I F N G I S A K L V
 - P C L V F Q F C S * S S M G S V P S S S
 - H A * C S S F V H N L Q W D Q C Q A R H
 29041 - ACCTAAGTCATAAGACTTTAGATCGATGCCATAGCTATGACCACGGCTCCCTTATTACC - 29100
 - T * V I R L * I D A I A M T T G S L I T
 - P K S * D F R S M P * L * P P A P L L P
 - L S H K T L D R C H S Y D H R L P Y R
 29101 - GTTCTTACGAAGAAGAACATTGCGGTATGCAATTTGGGGTTTCGCCCACATGTGCACAGG - 29160
 - V L T K K N I A V C N W G F A H M W H E
 - F L R R R T L R Y A I G V S P T C G T S
 - S Y E E E H C G M Q L G F R P H V A R V
 29161 - TACTCCAGTGTATACCGCTACGACCGTACTGAATGCCGTCATTTCTGCAACCAGCTC - 29220
 - Y S Q C Y T A T T V L N A V H F C N Q L
 - T P S V I P L R P Y * M P S I S A T S S
 - L P V L Y R Y D R T E C R P F L Q P A Q
 29221 - AACGACCTTGTGGCCGTGATTGGTGCTTAAGGCATCAGAACGTTTAAATGAACACATAGGG - 29280
 - N D L V A V I G A * G I R T F N E H I G
 - T T L W P * L V L K A S E R L M N T * G
 - R P C G R D W C L R H Q N V * * T H R A
 29281 - CTGTTCAAGCTGGGGCAGTACGCCTTTTCCAGCTCTACTAGACCACAAGTGCCATTTT - 29340
 - L F K L G Q Y A F F Q L Y * T T S A I F
 - C S S W G S T P F S S S T R P Q V P F L
 - V Q A G A V R L F P A L L D H K C H F *
 29341 - GAGGTGTTACGTGCCTCCGATAGGGCCTTCCACAGAGTCCCCGAAGCCACGCACTAG - 29400
 - E V F T C L R * G L F H R V P E A T H *
 - R C S R A S D R A S S T E S P K P R T S
 - G V H V P P I G P L P Q S P R S H A L A

FIG. 12 Con't

29401 - CACGTCCTAACCTGAAGGACAGGCAAACCTGAGTTGGACGTGTGTTTTCTCGTTGACACC - 29460
- H V S N L K D R Q T E L D V C F L V D T
- T S L T * R T G K L S W T C V F S L T P
- R L * P E G Q A N * V G R V F S R * H Q
29461 - AAGAACAAGGCTCTCCATCTTACCTTTTCGGTCACACCCGGACGAAACCTAGGTATGCTGA - 29520
- K N K A L H L T F R S H P D E T * V C *
- R T R L S I L P F G H T R T K P R Y A D
- E Q G S P S Y L S V T P G R N L G M L M
29521 - TGATCGACTGCAACACGGACGAAACCGTAAGCAGTCTGCAGAAGAGGGACGAGTTACTCG - 29580
- * S T A T R T K P * A V C R R G T S Y S
- D R L Q H G R N R K Q S A E E G R V T R
- I D C N T D E T V S S L Q K R D E L L V
29581 - TTTCTTGTC AACGACAGTAAAATTATTATTGTTTATACTGCGTAGGTGCACTAGGCATG - 29640
- F L V N D S K I Y Y C L Y C V G A L G M
- F L S T T V K F I I V Y T A * V H * A C
- S C Q R Q * N L L L F I L R R C T R H A
29641 - CAGCCGAGCGACAGCTACACAGATTTTAAAGTTTCGTTAGAGAACAGATCTACAAGAGAT - 29700
- Q P S D S Y T D F K V R L E N R S T R D
- S R A T A T Q I L K F V * R T D L Q E I
- A E R Q L H R F * S S F R E Q I Y K R S
29701 - CGAGGTTGGTTGGCTTTTCCTGGGTAGGTAAAAACCTAATAT - 29742
- R G W L A F P G * V K T * Y X
- E V G W L F L G R * K P N X
- R L V G F S W V G K N L I X

FIG. 12 Con't

PRIMER AND PROBE SEQUENCES

Forward Primer: 5'-CAGAACGCTGTAGCTTCAAAAATCT -3' (SEQ ID NO:2471)

Reverse primer: 5'-TCAGAACCCTGTGATGAATCAACAG -3' (SEQ ID NO:2472)

Probe: 5'-TCTGCGTAGGCAATCC-3' (SEQ ID NO:2473) (5' labeled with FAM; 3' labeled with NFQ-MGB)

Forward Primer: 5'-ACCAGAATGGAGGACGCAATG-3' (SEQ ID NO:2474)

Reverse primer: 5'-GCTGTGAACCAAGACGCAGTATTAT -3' (SEQ ID NO:2475)

Probe: 5'-ACCCCAAGGTTTACCC-3' (SEQ ID NO:2476) (5' labeled with FAM; 3' labeled with NFQ-MGB)

FIG. 13

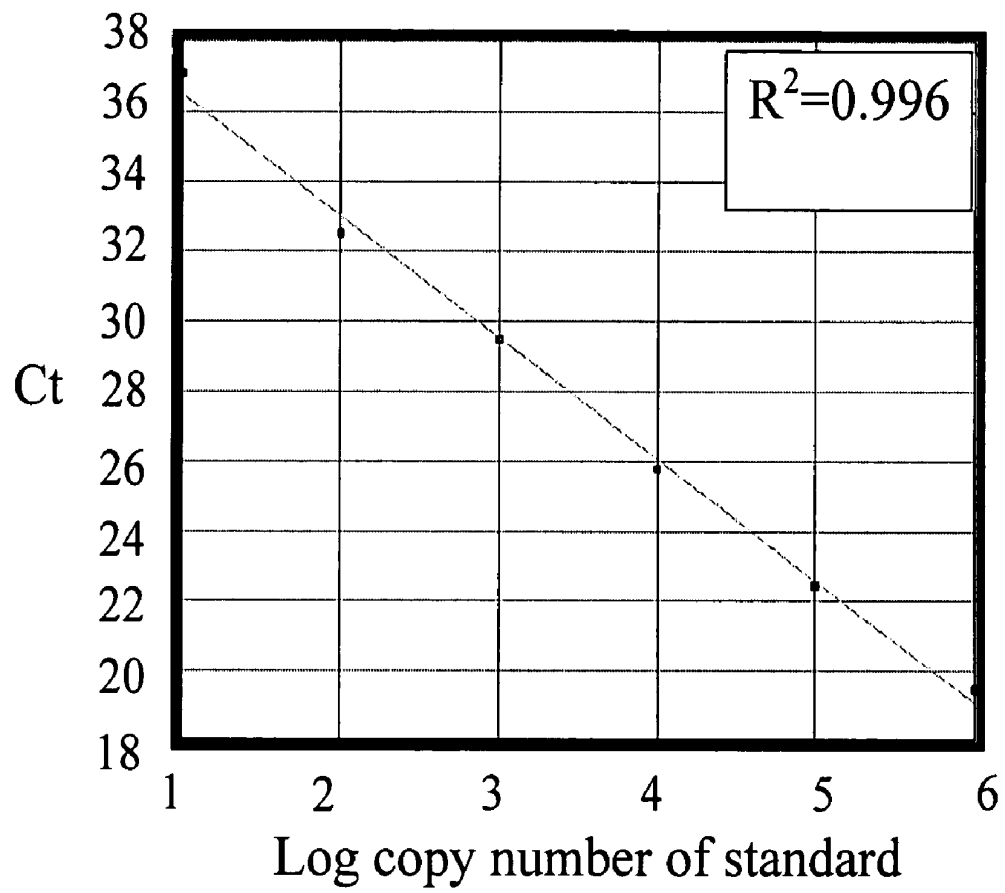


FIG. 14

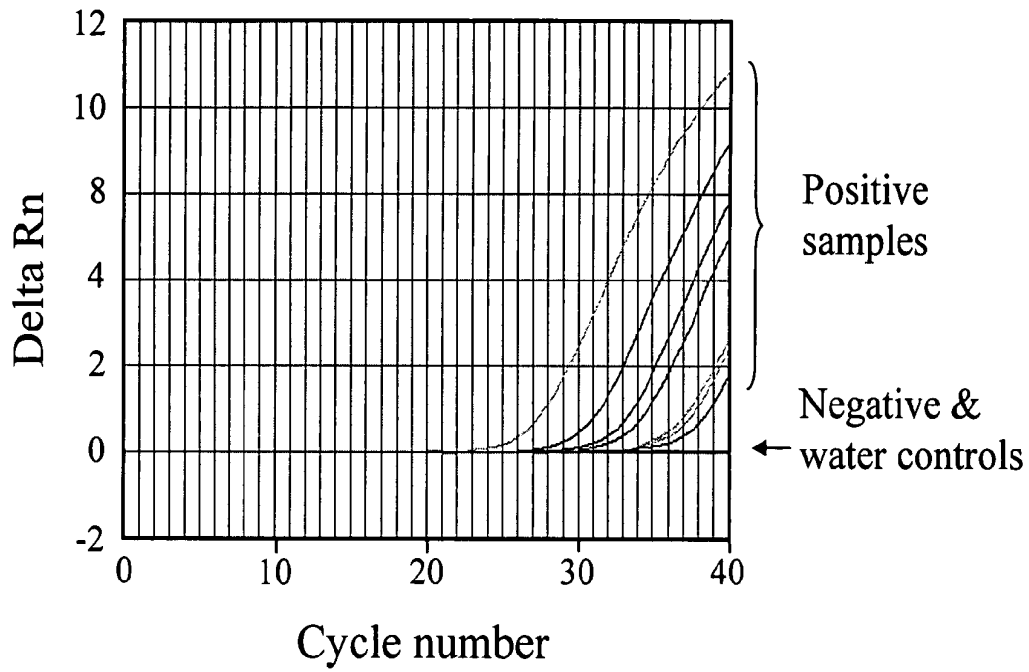


FIG. 15

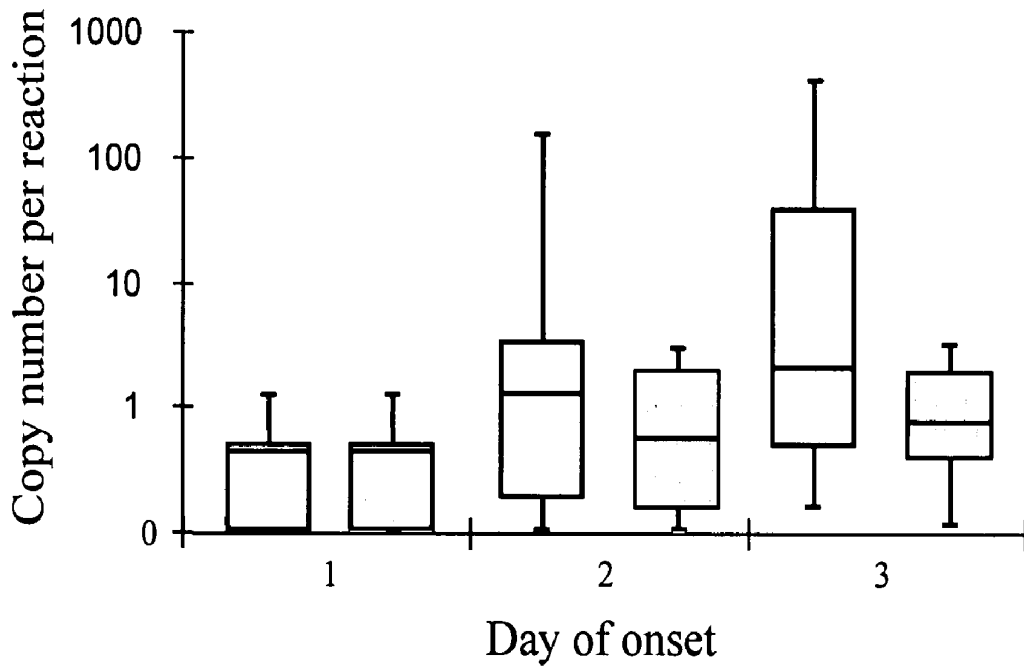


FIG. 16

**DIAGNOSTIC ASSAY FOR THE HUMAN VIRUS
CAUSING SEVERE ACUTE RESPIRATORY
SYNDROME (SARS)**

[0001] This application claims priority benefit to U.S. provisional application No. 60/457,031, filed Mar. 24, 2003; U.S. provisional application No. 60/457,730, filed Mar. 26, 2003; U.S. provisional application No. 60/459,931, filed Apr. 2, 2003; U.S. provisional application No. 60/460,357, filed Apr. 3, 2003; U.S. provisional application No. 60/461,265, filed Apr. 8, 2003; U.S. provisional application No. 60/462,805, filed Apr. 14, 2003; U.S. provisional application No. 60/464,886 filed Apr. 23, 2003, U.S. provisional application No. 60/468,139, filed May 5, 2003; and U.S. provisional application No. 60/471,200, filed May 16, 2003, each of which is incorporated herein by reference in its entirety.

[0002] The instant application contains a lengthy Sequence Listing which is being concurrently submitted via triplicate CD-R in lieu of a printed paper copy, and is hereby incorporated by reference in its entirety. Said CD-R, recorded on Mar. 22, 2004, are labeled "CRF", "Copy 1" and "Copy 2", respectively, and each contains only one identical 1.58 MB file (V9661078.APP).

FIELD OF THE INVENTION

[0003] The present invention relates to a diagnostic assay for the virus causing Severe Acute Respiratory Syndrome (SARS) in humans ("hSARS virus"). In particular, the invention relates to a quantitative assay for the detection of the hSARS virus, natural or artificial variants, analogs, or derivatives thereof, using reverse transcription and polymerase chain reaction (RT-PCR). Specifically, the quantitative assay is a TaqMan® assay. The invention further relates to a diagnostic kit that comprises nucleic acid molecules for the detection of the hSARS virus.

BACKGROUND

[0004] Recently, there has been an outbreak of atypical pneumonia in Guangdong province in mainland China. Between November 2002 and March 2003, there were 792 reported cases with 31 fatalities (WHO. Severe Acute Respiratory Syndrome (SARS) *Weekly Epidemiol Rec.* 2003; 78: 86). In response to this crisis, the Hospital Authority in Hong Kong has increased the surveillance on patients with severe atypical pneumonia. In the course of this investigation, a number of clusters of health care workers with the disease were identified. In addition, there were clusters of pneumonia incidents among persons in close contact with those infected. The disease was unusual in its severity and its progression in spite of the antibiotic treatment typical for the bacterial pathogens that are known to be commonly associated with atypical pneumonia. The present inventors were one of the groups involved in the investigation of these patients. All tests for identifying commonly recognized viruses and bacteria were negative in these patients. The disease was given the acronym Severe Acute Respiratory Syndrome ("SARS"). The etiologic agent responsible for this disease was not known until the isolation of hSARS virus from the SARS patients by the present inventors. The present invention provides a rapid and specific real-time quantitative PCR assay as disclosed herein. The invention is useful in both clinical and scientific research applications.

SUMMARY OF THE INVENTION

[0005] The invention relates to the use of the sequence information of isolated hSARS virus for diagnostic methods.

In a preferred embodiment, the isolated hSARS virus was deposited in Genbank, NCBI with Accession No: AY278491 (SEQ ID NO:15), which is incorporated herein by reference. The isolated hSARS virus was deposited with the China Center for Type Culture Collection (CCTCC) on Apr. 2, 2003 and accorded an accession number, CCTCC-V200303, as described in Section 7, *infra*, which is incorporated by reference.

[0006] In a specific embodiment, the invention provides a diagnostic assay for the hSARS virus, natural or artificial variants, analogs, or derivatives thereof. In particular, the invention relates to a quantitative assay for the detection of nucleic acid molecules of hSARS virus using reverse transcription and polymerase chain reaction (RT-PCR). Specifically, the quantitative assay is a TaqMan® assay. Also provided in the present invention are nucleic acid molecules that are suitable for hybridization to hSARS nucleic acids such as, including, but not limited to, PCR primers, Reverse Transcriptase primers, probes for Southern analysis or other nucleic acid hybridization analysis for the detection of hSARS nucleic acids. Said hSARS nucleic acids consist of or comprise the nucleic acid sequence of SEQ ID NO:11, 13, 15, 16, 240, 737, 1108, 1590, 1965, 2471, 2472, 2473, 2474, 2475 or 2476, or a complement, analog, derivative, or fragment thereof, or a portion thereof. In a preferred embodiment, the primers comprise the nucleic acid sequence of SEQ ID NOS:2471 and/or 2472. In a preferred embodiment, the primers comprise the nucleic acid sequence of SEQ ID NOS:2474 and/or 2475. In a most preferred embodiment, the nucleic acid molecule comprises the nucleic acid sequence of SEQ ID NO:2473, or a portion thereof, and may be used for the detection of the hSARS virus in a RT-PCR assay using nucleic acid molecules comprising the nucleic acid sequences of SEQ ID NOS:2471 and/or 2472 as primers. In another most preferred embodiment, the nucleic acid molecule comprises the nucleic acid sequence of SEQ ID NO:2476, or a portion thereof, and may be used for the detection of the hSARS virus in a RT-PCR assay using nucleic acid molecules comprising the nucleic acid sequences of SEQ ID NOS:2474 and/or 2475 as primers. In yet another most preferred embodiment, the assay is a TaqMan® quantitative assay.

[0007] In one embodiment, the invention provides methods for detecting the presence or expression of the hSARS virus, natural or artificial variants, analogs, or derivatives thereof, in a biological material, such as cells, blood, serum, plasma, saliva, urine, stool, sputum, nasopharyngeal aspirates, and so forth. The increased or decreased activity or expression of the hSARS virus in a sample relative to a control sample can be determined by contacting the biological material with an agent which can detect directly or indirectly the presence or expression of the hSARS virus. In a specific embodiment, the detecting agents are nucleic acid molecules of the present invention. In another specific embodiment, the detecting nucleic acid molecules are immobilized on a DNA microarray chip.

[0008] In a specific embodiment, the invention provides a diagnostic kit comprising nucleic acid molecules which are suitable for use to detect the hSARS virus, natural or artificial variants, analogs, or derivatives thereof. In a specific embodiment, the nucleic acid molecules have the nucleic acid sequence of SEQ ID NOS:2471 and/or 2472. In specific embodiments, the nucleic acid molecule has the

nucleic acid sequence of SEQ ID NO:2473. In another specific embodiment, the nucleic acid molecules have the nucleic acid sequence of SEQ ID NOS:2474 and/or 2475. In specific embodiments, the nucleic acid molecule has the nucleic acid sequence of SEQ ID NO:2476.

[0009] In one aspect, the invention relates to the use of the isolated hSARS virus for diagnostic methods. In a specific embodiment, the invention provides a method of detecting mRNA or genomic RNA of the hSARS virus of the invention in a biological material, such as cells, blood, serum, plasma, saliva, urine, stool, sputum, nasopharyngeal aspirates, and so forth. The increased or decreased level of mRNA or genomic RNA of the hSARS virus in a sample relative to a control sample can be determined by contacting the biological material with an agent which can detect directly or indirectly the mRNA or genomic RNA of the hSARS virus. In a specific embodiment, the detecting agents are the nucleic acid molecules of the present invention. In another specific embodiment, the detecting nucleic acid molecules are immobilized on a DNA microarray chip.

[0010] In another aspect, the invention relates to the use of the isolated hSARS virus for diagnostic methods, such as detecting an antibody, which immunospecifically binds to the hSARS virus, in a biological sample. In a specific embodiment, the detecting agents are a hSARS virus, for example, of deposit no. CCTCC-V200303, or having a genomic nucleic acid sequence of SEQ ID NO:15, or polypeptides encoded by the nucleic acid sequence of SEQ ID NO:1, 11, 13, 15, 16, 240, 737, 1108, 1590, 1965, 2471, 2472, 2473, 2474, 2475 or 2476.

[0011] In yet another aspect, the invention provides antibodies or antigen-binding fragments thereof which immunospecifically bind a polypeptide of the invention encoded by the nucleotide sequence of SEQ ID NO:1, 11, 13, 15, 16, 240, 737, 1108, 1590, 1965, 2471, 2472, 2473, 2474, 2475 or 2476, or encoded by a nucleic acid comprising a nucleotide sequence that hybridizes under stringent conditions to the nucleotide sequence of SEQ ID NO:1, 11, 13, 15, 16, 240, 737, 1108, 1590, 1965, 2471, 2472, 2473, 2474, 2475 or 2476, and/or any hSARS epitope, having one or more biological activities of a polypeptide of the invention. Such antibodies include, but are not limited to polyclonal, monoclonal, bi-specific, multi-specific, human, humanized, chimeric antibodies, single chain antibodies, Fab fragments, F(ab')₂ fragments, disulfide-linked Fvs, intrabodies and fragments containing either a VL or VH domain or even a complementary determining region (CDR) that specifically binds to a polypeptide of the invention.

[0012] The present invention also relates to a method of identifying a subject infected with the hSARS virus, natural or artificial variants, analogs, or derivatives thereof. In a specific embodiment, the method comprises obtaining total RNA from a biological sample obtained from the subject; reverse transcribing the total RNA to obtain cDNA; and subjecting the cDNA to PCR assay using a set of primers derived from a nucleotide sequence of the hSARS virus.

[0013] The present invention further relates to a diagnostic kit comprising primers and a nucleic acid probe for the detection of mRNA or genomic RNA of hSARS virus.

[0014] 3.1. Definitions

[0015] As used herein, the term "variant" refers either to a naturally occurring genetic mutant of the hSARS virus or

a recombinantly prepared variation of the hSARS virus, each of which contain one or more mutations in its genome compared to the hSARS virus of CCTCC-V200303. The term "variant" may also refer to either a naturally occurring variation of a given peptide or a recombinantly prepared variation of a given peptide or protein in which one or more amino acid residues have been modified by amino acid substitution, addition, or deletion.

[0016] As used herein, the term "analogue" in the context of a non-proteinaceous analog refers to a second organic or inorganic molecule which possess a similar or identical function as a first organic or inorganic molecule and is structurally similar to the first organic or inorganic molecule.

[0017] As used herein, the term "derivative" in the context of a non-proteinaceous derivative refers to a second organic or inorganic molecule that is formed based upon the structure of a first organic or inorganic molecule. A derivative of an organic molecule includes, but is not limited to, a molecule modified, e.g., by the addition or deletion of a hydroxyl, methyl, ethyl, carboxyl or amine group. An organic molecule may also be esterified, alkylated and/or phosphorylated.

[0018] As used herein, the term "mutant" refers to the presence of mutations in the nucleotide sequence of an organism as compared to a wild-type organism.

[0019] As used herein, the terms "antibody" and "antibodies" refer to monoclonal antibodies, bispecific antibodies, multispecific antibodies, human antibodies, humanized antibodies, chimeric antibodies, camelised antibodies, single domain antibodies, single-chain Fvs (scFv), single chain antibodies, Fab fragments, F(ab') fragments, disulfide-linked Fvs (sdFv), and anti-idiotypic (anti-Id) antibodies (including, e.g., anti-Id antibodies to antibodies of the invention), and epitope-binding fragments of any of the above. In particular, antibodies include immunoglobulin molecules and immunologically active fragments of immunoglobulin molecules, i.e., molecules that contain an antigen binding site. Immunoglobulin molecules can be of any type (e.g., IgG, IgE, IgM, IgD, IgA and IgY), class (e.g., IgG1, IgG2, IgG3, IgG4, IgA1 and IgA2), or subclass.

[0020] As used herein, the term "antibody fragment" refers to a fragment of an antibody that immunospecifically binds to an hSARS virus or any epitope of the hSARS virus. Antibody fragments may be generated by any technique known to one of skill in the art. For example, Fab and F(ab')₂ fragments may be produced by proteolytic cleavage of immunoglobulin molecules, using enzymes such as papain (to produce Fab fragments) or pepsin (to produce F(ab')₂ fragments). F(ab')₂ fragments contain the complete light chain, and the variable region, the CH 1 region and the hinge region of the heavy chain. Antibody fragments can be also produced by recombinant DNA technologies. Antibody fragments may be one or more complementarity determining regions (CDRs) of antibodies.

[0021] As used herein, the term "an antibody or an antibody fragment that immunospecifically binds a polypeptide of the invention" refers to an antibody or a fragment thereof that immunospecifically binds to the polypeptide encoded by the nucleic acid sequence of SEQ ID NO:1, 11, 13, 15, 16, 240, 737, 1108, 1590, 1965, 2471, 2472, 2473, 2474, 2475 or 2476, or a complement, analog, derivative, or

fragment thereof, or a portion thereof, or that immunospecifically binds to the polypeptide having the amino acid sequence of SEQ ID NO:2, 12, 14, 17-239, 241-736, 738-1107, 1109-1589, 1591-1964 or 1966-2470, or a variant, analog, derivative, or fragment thereof, and does not non-specifically bind to other polypeptides. An antibody or a fragment thereof that immunospecifically binds to the polypeptide of the invention may cross-react with other antigens. Preferably, an antibody or a fragment thereof that immunospecifically binds to a polypeptide of the invention does not cross-react with other antigens. An antibody or a fragment thereof that immunospecifically binds to the polypeptide of the invention, can be identified by, for example, immunoassays or other techniques known to those skilled in the art.

[0022] As used herein, the term "epitope" refers to a fragment of an hSARS virus, polypeptide or protein having antigenic or immunogenic activity in an animal, preferably a mammal, and most preferably in a human. An epitope having immunogenic activity is a fragment of a polypeptide that elicits an antibody response in an animal. An epitope having antigenic activity is a fragment of a polypeptide or protein to which an antibody immunospecifically binds as determined by any method well known in the art, for example, by the immunoassays described herein. Antigenic epitopes need not necessarily be immunogenic.

[0023] As used herein, the term "antigenicity" refers to the ability of a substance (e.g., foreign objects, microorganisms, drugs, antigens, proteins, peptides, polypeptides, nucleic acids, DNA, RNA, etc.) to trigger an immune response in a particular organism, tissue, and/or cell. Sometimes, the term "antigenic" is synonymous with the term "immunogenic".

[0024] As used herein, the term "immunogenicity" refers to the property of a substance (e.g., foreign objects, microorganisms, drugs, antigens, proteins, peptides, polypeptides, nucleic acids, DNA, RNA, etc.) being able to evoke an immune response within an organism. Immunogenicity depends partly upon the size of the substance in question and partly upon how unlike the host molecules is the substance. Highly conserved proteins tend to have rather low immunogenicity.

[0025] An "isolated" nucleic acid molecule is one which is separated from other nucleic acid molecules which are present in the natural source of the nucleic acid molecule. Moreover, an "isolated" nucleic acid molecule, such as a cDNA molecule, can be substantially free of other cellular material, or culture medium when produced by recombinant techniques, or substantially free of chemical precursors or other chemicals when chemically synthesized. In a preferred embodiment of the invention, nucleic acid molecules encoding polypeptides/proteins of the invention are isolated or purified. The term "isolated" nucleic acid molecule does not include a nucleic acid that is a member of a library that has not been purified away from other library clones containing other nucleic acid molecules.

[0026] As used herein, the term "hybridizes under stringent conditions" describes conditions for hybridization and washing under which nucleotide sequences having at least 30%, 35%, 40%, 45%, 50%, 55%, 60%, 65%, 70%, 75%, 80%, 85%, 90%, or 95% identity to each other typically remain hybridized to each other. Such hybridization conditions are described in, for example but not limited to,

Current Protocols in Molecular Biology, John Wiley & Sons, N.Y. (1989), 6.3.1-6.3.6.; Basic Methods in Molecular Biology, Elsevier Science Publishing Co., Inc., N.Y. (1986), pp.75-78, and 84-87; and Molecular Cloning, Cold Spring Harbor Laboratory, N.Y. (1982), pp.387-389, and are well known to those skilled in the art. A preferred, non-limiting example of stringent hybridization conditions is hybridization in 6x sodium chloride/sodium citrate (SSC), 0.5% SDS at about 68° C. followed by one or more washes in 2xSSC, 0.5% SDS at room temperature. Another preferred, non-limiting example of stringent hybridization conditions is hybridization in 6xSSC at about 45° C. followed by one or more washes in 0.2xSSC, 0.1% SDS at about 50° C. to 65° C.

[0027] An "isolated" or "purified" peptide or protein is substantially free of cellular material or other contaminating proteins from the cell or tissue source from which the protein is derived, or is substantially free of chemical precursors or other chemicals when chemically synthesized. The language "substantially free of cellular material" includes preparations of a polypeptide/protein in which the polypeptide/protein is separated from cellular components of the cells from which it is isolated or recombinantly produced. Thus, a polypeptide/protein that is substantially free of cellular material includes preparations of the polypeptide/protein having less than about 30%, 20%, 10%, 5%, 2.5%, or 1%, (by dry weight) of contaminating protein. When the polypeptide/protein is recombinantly produced, it is also preferably substantially free of culture medium, i.e., culture medium represents less than about 20%, 10%, or 5% of the volume of the protein preparation. When polypeptide/protein is produced by chemical synthesis, it is preferably substantially free of chemical precursors or other chemicals, i.e., it is separated from chemical precursors or other chemicals which are involved in the synthesis of the protein. Accordingly, such preparations of the polypeptide/protein have less than about 30%, 20%, 10%, 5% (by dry weight) of chemical precursors or compounds other than the polypeptide/protein fragment of interest. In a preferred embodiment of the present invention, the polypeptides/proteins are isolated or purified.

[0028] As used herein, the term "isolated" virus is one which is separated from other organisms which are present in the natural source of the virus, e.g., biological material such as cells, blood, serum, plasma, saliva, urine, stool, sputum, nasopharyngeal aspirates, and so forth. The isolated virus can be used to infect a subject.

[0029] As used herein, the term "having a biological activity of the polypeptides of the invention" refers to the characteristics of the polypeptides or proteins having a common biological activity similar or identical structural domain and/or having sufficient amino acid identity to the polypeptide encoded by the nucleotide sequence of SEQ ID NO:1, 11, 13, 15, 16, 240, 737, 1108, 1590, 1965, 2471, 2472, 2473, 2474, 2475 or 2476, or a complement, analog, derivative, or fragment thereof, or a portion thereof, or the polypeptide having the amino acid sequence of SEQ ID NO:2, 12, 14, 17-239, 241-736, 738-1107, 1109-1589, 1591-1964 or 1966-2470, or a variant, analog, derivative, or fragment thereof. Such common biological activities of the polypeptides of the invention include antigenicity and immunogenicity.

[0030] As used herein, the term “portion” or “fragment” refers to a fragment of a nucleic acid molecule containing at least about 25, 30, 35, 40, 45, 50, 60, 70, 80, 90, 100, 150, 200, 250, 300, 350, 400, 450, 500, 550, 600, 650, 700, 750, 800, 850, 900, 950, 1000, 1050, 1100, 1150, 1200, 2,000, 3,000, 4,000, 5,000, 6,000, 7,000, 8,000, 9,000, 10,000, 11,000, 12,000, 13,000, 14,000, 15,000, 16,000, 17,000, 18,000, 19,000, 20,000, 21,000, 22,000, 23,000, 24,000, 25,000, 26,000, 27,000, 28,000, 29,000 or more contiguous nucleic acids in length of the relevant nucleic acid molecule and having at least one functional feature of the nucleic acid molecule (or the encoded protein has one functional feature of the protein encoded by the nucleic acid molecule); or a fragment of a protein or a polypeptide containing at least 5, 10, 15, 20, 25, 30, 35, 40, 45, 50, 55, 60, 65, 70, 75, 80, 90, 100, 120, 140, 160, 180, 200, 220, 240, 260, 280, 300, 320, 340, 360, 380, 400, 500, 600, 800, 1,000, 2,000, 3,000, 4,000, 5,000, 6,000, 7,000, 8,000, 9,000, 9,500 or more amino acid residues in length of the relevant protein or polypeptide and having at least one functional feature of the protein or polypeptide.

[0031] As used herein, the term “analogue” in the context of proteinaceous agent (e.g., proteins, polypeptides, peptides, and antibodies) refers to a proteinaceous agent that possesses a similar or identical function as a second proteinaceous agent but does not necessarily comprise a similar or identical amino acid sequence of the second proteinaceous agent, or possess a similar or identical structure of the second proteinaceous agent. In a specific embodiment, antibody analogues immunospecifically bind to the same epitope as the original antibodies from which the analogues were derived. In an alternative embodiment, antibody analogues immunospecifically bind to different epitopes than the original antibodies from which the analogues were derived. A proteinaceous agent that has a similar amino acid sequence refers to a second proteinaceous agent that satisfies at least one of the following: (a) a proteinaceous agent having an amino acid sequence that is at least 30%, at least 35%, at least 40%, at least 45%, at least 50%, at least 55%, at least 60%, at least 65%, at least 70%, at least 75%, at least 80%, at least 85%, at least 90%, at least 95% or at least 99% identical to the amino acid sequence of a second proteinaceous agent; (b) a proteinaceous agent encoded by a nucleotide sequence that hybridizes under stringent conditions to a nucleotide sequence encoding a second proteinaceous agent of at least 5 contiguous amino acid residues, at least 10 contiguous amino acid residues, at least 15 contiguous amino acid residues, at least 20 contiguous amino acid residues, at least 25 contiguous amino acid residues, at least 40 contiguous amino acid residues, at least 50 contiguous amino acid residues, at least 60 contiguous amino residues, at least 70 contiguous amino acid residues, at least 80 contiguous amino acid residues, at least 90 contiguous amino acid residues, at least 100 contiguous amino acid residues, at least 125 contiguous amino acid residues, or at least 150 contiguous amino acid residues; and (c) a proteinaceous agent encoded by a nucleotide sequence that is at least 30%, at least 35%, at least 40%, at least 45%, at least 50%, at least 55%, at least 60%, at least 65%, at least 70%, at least 75%, at least 80%, at least 85%, at least 90%, at least 95% or at least 99% identical to the nucleotide sequence encoding a second proteinaceous agent. A proteinaceous agent with similar structure to a second proteinaceous agent refers to a proteinaceous agent that has a similar secondary,

tertiary or quaternary structure to the second proteinaceous agent. The structure of a proteinaceous agent can be determined by methods known to those skilled in the art, including but not limited to, peptide sequencing, X ray crystallography, nuclear magnetic resonance, circular dichroism, and crystallographic electron microscopy.

[0032] To determine the percent identity of two amino acid sequences or of two nucleic acid sequences, the sequences are aligned for optimal comparison purposes (e.g., gaps can be introduced in the sequence of a first amino acid or nucleic acid sequence for optimal alignment with a second amino acid or nucleic acid sequence). The amino acid residues or nucleotides at corresponding amino acid positions or nucleotide positions are then compared. When a position in the first sequence is occupied by the same amino acid residue or nucleotide as the corresponding position in the second sequence, then the molecules are identical at that position. The percent identity between the two sequences is a function of the number of identical positions shared by the sequences (i.e., % identity=number of identical overlapping positions/total number of positions ×100%). In one embodiment, the two sequences are the same length.

[0033] The determination of percent identity between two sequences can also be accomplished using a mathematical algorithm. A preferred, non limiting example of a mathematical algorithm utilized for the comparison of two sequences is the algorithm of Karlin and Altschul, 1990, Proc. Natl. Acad. Sci. U.S.A. 87:2264 2268, modified as in Karlin and Altschul, 1993, Proc. Natl. Acad. Sci. U.S.A. 90:5873 5877. Such an algorithm is incorporated into the NBLAST and XBLAST programs of Altschul et al., 1990, J. Mol. Biol. 215:403. BLAST nucleotide searches can be performed with the NBLAST nucleotide program parameters set, e.g., for score=100, wordlength=12 to obtain nucleotide sequences homologous to a nucleic acid molecules of the present invention. BLAST protein searches can be performed with the XBLAST program parameters set, e.g., to score 50, wordlength=3 to obtain amino acid sequences homologous to a protein molecule of the present invention. To obtain gapped alignments for comparison purposes, Gapped BLAST can be utilized as described in Altschul et al., 1997, Nucleic Acids Res. 25:3389 3402. Alternatively, PSI BLAST can be used to perform an iterated search which detects distant relationships between molecules (Id.). When utilizing BLAST, Gapped BLAST, and PSI Blast programs, the default parameters of the respective programs (e.g., of XBLAST and NBLAST) can be used (see, e.g., the NCBI website). Another preferred, non limiting example of a mathematical algorithm utilized for the comparison of sequences is the algorithm of Myers and Miller, 1988, CABIOS 4:11 17. Such an algorithm is incorporated in the ALIGN program (version 2.0) which is part of the GCG sequence alignment software package. When utilizing the ALIGN program for comparing amino acid sequences, a PAM120 weight residue table, a gap length penalty of 12, and a gap penalty of 4 can be used.

[0034] The percent identity between two sequences can be determined using techniques similar to those described above, with or without allowing gaps. In calculating percent identity, typically only exact matches are counted.

[0035] As used herein, the term “derivative” in the context of proteinaceous agent (e.g., proteins, polypeptides, pep-

tides, and antibodies) refers to a proteinaceous agent that comprises an amino acid sequence which has been altered by the introduction of amino acid residue substitutions, deletions, and/or additions. The term "derivative" as used herein also refers to a proteinaceous agent which has been modified, i.e., by the covalent attachment of any type of molecule to the proteinaceous agent. For example, but not by way of limitation, an antibody may be modified, e.g., by glycosylation, acetylation, pegylation, phosphorylation, amidation, derivatization by known protecting-blocking groups, proteolytic cleavage, linkage to a cellular ligand or other protein, etc. A derivative of a proteinaceous agent may be produced by chemical modifications using techniques known to those of skill in the art, including, but not limited to specific chemical cleavage, acetylation, formylation, metabolic synthesis of tunicamycin, etc. Further, a derivative of a proteinaceous agent may contain one or more non-classical amino acids. A derivative of a proteinaceous agent possesses a similar or identical function as the proteinaceous agent from which it was derived.

[0036] As used herein, the terms "subject" and "patient" are used interchangeably. As used herein, the terms "subject" and "subjects" refer to an animal, preferably a mammal including a non-primate (e.g., cows, pigs, horses, goats, sheep, cats, dogs, avian species and rodents) and a non-primate (e.g., monkeys such as a cynomolgous monkey and humans), and more preferably a human.

DESCRIPTIONS OF THE FIGURES

[0037] FIG. 1 shows a partial DNA sequence (SEQ ID NO:1) and its deduced amino acid sequence (SEQ ID NO:2) obtained from the SARS virus that has 57% homology to the RNA-dependent RNA polymerase protein of known Coronaviruses.

[0038] FIG. 2 shows an electron micrograph of the novel hSARS virus that has similar morphological characteristics of coronaviruses.

[0039] FIG. 3 shows an immunofluorescent staining for IgG antibodies that are bound to the FrHK-4 cells infected with the novel human respiratory virus of Coronaviridae.

[0040] FIG. 4 shows an electron micrograph of ultra-centrifuged deposit of hSARS virus that was grown in the cell culture and negatively stained with 3% potassium phospho-tungstate at pH 7.0.

[0041] FIG. 5A shows a thin-section electron micrograph of lung biopsy of a patient with SARS; FIG. 5B shows a thin section electron micrograph of hSARS virus-infected cells.

[0042] FIG. 6 shows the result of phylogenetic analysis for the partial protein sequence (215 amino acids; SEQ ID NO:2) of the hSARS virus (GenBank accession number AY268070). The phylogenetic tree is constructed by the neighbor-joining method. The horizontal-line distance represents the number of sites at which the two sequences compared are different. Bootstrap values are deducted from 500 replicates.

[0043] FIG. 7A shows an amplification plot of fluorescence intensity against the PCR cycle in a real-time quantitative PCR assay that can detect an hSARS virus in samples quantitatively. The copy numbers of input plasmid DNA in the reactions are indicated. The X-axis denotes the

cycle number of a quantitative PCR assay and the Y-axis denotes the fluorescence intensity (F1) over the background. FIG. 7B shows the result of a melting curve analysis of PCR products from clinical samples. Signals from positive (+ve) samples, negative (-ve) samples and water control (water) are indicated. The X-axis denotes the temperature ($^{\circ}$ C.) and the Y-axis denotes the fluorescence intensity (F1) over the background.

[0044] FIG. 8 shows another partial DNA sequence (SEQ ID NO:11) and its deduced amino acid sequence (SEQ ID NO:12) obtained from the hSARS virus.

[0045] FIG. 9 shows yet another partial DNA sequence (SEQ ID NO:13) and its deduced amino acid sequence (SEQ ID NO:14) obtained from the hSARS virus.

[0046] FIG. 10 shows the entire genomic DNA sequence (SEQ ID NO:15) of the hSARS virus.

[0047] FIG. 11 shows the deduced amino acid sequences obtained from SEQ ID NO:15 in three frames (see SEQ ID NOS:16, 240 and 737). An asterisk (*) indicates a stop codon which marks the end of a peptide. The first-frame amino acid sequences: SEQ ID NOS:17-239; the second-frame amino acid sequences: SEQ ID NOS:241-736; and the third-frame amino acid sequences: SEQ ID NO:738-1107.

[0048] FIG. 12 shows the deduced amino acid sequences obtained from the complement of SEQ ID NO:15 in three frames (see SEQ ID NOS:1108, 1590 and 1965). An asterisk (*) indicates a stop codon which marks the end of a peptide. The first-frame amino acid sequences: SEQ ID NOS:1109-1589; the second-frame amino acid sequences: SEQ ID NOS:1591-1964; and the third-frame amino acid sequences: SEQ ID NO:1966-2470.

[0049] FIG. 13 shows the nucleic acid sequence of the forward primers (SEQ ID NOS:2471 and 2474), reverse primers (SEQ ID NOS:2472 and 2475), and hybridization probes (SEQ ID NOS:2473 and 2476) for the quantitative TaqMan[®] assay for hSARS virus detection.

[0050] FIG. 14 shows the standard curve for the real-time quantitative RT-PCR assay for SARS-CoV. The threshold cycle (Ct) is the number of PCR cycles required for the fluorescent intensity of the reaction to reach a predefined threshold. The Ct is inversely proportional to the logarithm of the starting concentration of plasmid DNA. The correlation coefficient are indicated. Ct was calculated based on the calculated threshold value in the standard amplification plot by maximum curvature approach for different starting copy numbers. X-axis denotes log copy number of the standard and Y-axis denotes Ct.

[0051] FIG. 15 shows a representative amplification plot of fluorescence intensity against the number of PCR cycles for the NPA specimens isolated from the SARS patients, using the modified RT-PCR detection method of the present invention. With the modified RNA extraction protocol, 40 out of 50 NPA samples were positive in the real-time assay. Of those samples that were negative in the first generation RT-PCR assay, all were found to contain very low amounts of viral RNA by the detection method of the present invention. X-axis denotes the number of PCR cycles and Y-axis indicates the fluorescence intensity over background signal (Δ Rn).

[0052] FIG. 16 is a graph showing the viral load of SARS-CoV in the clinical specimens in relation to the days of onset. The result indicates that the viral load increases as the disease progresses. Some of the samples that were positive in the first generation assay were found to contain very high amounts of viral RNA. X-axis denotes the days of onset and Y-axis denotes the copy numbers per reaction in the samples.

DETAILED DESCRIPTION OF THE INVENTION

[0053] The present invention relates to the use of the sequence information of the isolated hSARS virus for diagnostic methods. In particular, the present invention provides a method for detecting the presence or absence of nucleic acid molecules of the hSARS virus, natural or artificial variants, analogs, or derivatives thereof, in a biological sample. The method involves obtaining a biological sample from various sources and contacting the sample with a compound or an agent capable of detecting a nucleic acid (e.g., mRNA, genomic DNA) of the hSARS virus, natural or artificial variants, analogs, or derivatives thereof, such that the presence of the hSARS virus, natural or artificial variants, analogs, or derivatives thereof, is detected in the sample. A preferred agent for detecting hSARS mRNA or genomic RNA is a labeled nucleic acid probe capable of hybridizing to mRNA or genomic RNA. In a preferred embodiment, the nucleic acid probe is a nucleic acid molecule comprising or consisting of the nucleic acid sequence of SEQ ID NO:2473 or 2476, or a portion thereof, which sufficiently specifically hybridizes under stringent conditions to an hSARS mRNA or genomic RNA. In a preferred specific embodiment, the presence of the hSARS virus, natural or artificial variants, analogs, or derivatives thereof, is detected in the sample by a reverse transcription polymerase chain reaction (RT-PCR) using the primers that are constructed based on a partial nucleotide sequence of the hSARS virus. In a non-limiting specific embodiment, preferred primers to be used in a RT-PCR method are: 5'-CA-GAACGCTGTAGCTTCAAAAATCT-3' (SEQ ID NO:2471) and 5'-TCAGAACCCTGTGATGAATCAACAG-3' (SEQ ID NO:2472), in the presence of MgCl₂ and the thermal cycles are, for example, but not limited to, 50° C. for 2 min, 95° C. for 10 minutes, and followed by 45 cycles of 95° C. for 15 seconds, 60° C. for 1 min (also see Sections 6.7, 6.8, 6.9 infra). In preferred embodiments, the primers comprise the nucleic acid sequence of SEQ ID NOS:2471 and 2472. In another non-limiting specific embodiment, preferred primers to be used in a RT-PCR method are: 5'-ACCAGAATGGAGGACGCAATG-3' (SEQ ID NO:2474) and 5'-GCTGTGAACCAAGACGCGATATAT-3' (SEQ ID NO:2475), in the presence of MgCl₂ and the thermal cycles are, for example, but not limited to, 50° C. for 2 min, 95° C. for 10 minutes, and followed by 45 cycles of 95° C. for 15 seconds, 60° C. for 1 min (also see Sections 6.7, 6.8, 6.9 infra). In preferred embodiments, the primers comprise the nucleic acid sequence of SEQ ID NOS:2474 and 2475.

[0054] The methods of the present invention can involve a real-time quantitative PCR assay. In a preferred embodiment, the quantitative PCR used in the present invention is TaqMan® assay (Holland et al., *Proc Natl Acad Sci USA* 88(16):7276 (1991)). The assays can be performed on an instrument designed to perform such assays, for example

those available from Applied Biosystems (Foster City, Calif.). In more preferred specific embodiments, the present invention provides a real-time quantitative PCR assay to detect the presence of the hSARS virus, natural or artificial variants, analogs, or derivatives thereof, in a biological sample by subjecting the cDNA obtained by reverse transcription of the extracted total RNA from the sample to PCR reactions using specific primers, and detecting the amplified product using a probe. In preferred embodiments, the probe is a TaqMan® probe which consists of an oligonucleotide with a 5'-reporter dye and a 3'-quencher dye. In a preferred embodiment, the probe has a nucleotide sequence of 5'-TCT-GCGTAGGCAATCC-3' (SEQ ID NO:2473). In another preferred embodiment, the probe has a nucleotide sequence of 5'-ACCCCAAGGTTTACCC-3' (SEQ ID NO:2476). A fluorescent reporter dye, such as FAM® dye, is covalently linked to the 5' end of the oligonucleotide probe. Other dye such as TET® dye or VIC® may be used as reporter dyes. Each of the reporters is quenched by a TAMRA® dye at the 3' end or non-fluorescent quencher. In a preferred embodiment, the 3' end is labeled with NFQ-MGB. The fluorescence signals from these reactions are captured at the end of extension steps as PCR product is generated over a range of the thermal cycles, thereby allowing the quantitative determination of the viral load in the sample based on an amplification plot.

[0055] Other techniques for detection of RNA may be used. For example, in vitro techniques for detection of mRNA include northern hybridizations, in situ hybridizations, RT-PCR, and RNase protection. In vitro techniques for detection of genomic RNA include northern hybridizations, RT-PCT, and RNase protection.

[0056] As discussed above, in a preferred embodiment, the polynucleotides of the hSARS virus may be amplified before they are detected. The term "amplified" refers to the process of making multiple copies of the nucleic acid from a single polynucleotide molecule. The amplification of polynucleotides can be carried out in vitro by biochemical processes known to those of skill in the art. The amplification agent may be any compound or system that will function to accomplish the synthesis of primer extension products, including enzymes. Suitable enzymes for this purpose include, for example, *E. coli* DNA polymerase I, Taq polymerase, Klenow fragment of *E. coli* DNA polymerase I, T4 DNA polymerase, other available DNA polymerases, polymerase muteins, reverse transcriptase, ligase, and other enzymes, including heat-stable enzymes (i.e., those enzymes that perform primer extension after being subjected to temperatures sufficiently elevated to cause denaturation). Suitable enzymes will facilitate combination of the nucleotides in the proper manner to form the primer extension products that are complementary to each mutant nucleotide strand. In a preferred embodiment, the enzyme is AmpliTaq Gold® DNA Polymerase from Applied Biosystems. Generally, the synthesis will be initiated at the 3'-end of each primer and proceed in the 5'-direction along the template strand, until synthesis terminates, producing molecules of different lengths. There may be amplification agents, however, that initiate synthesis at the 5'-end and proceed in the other direction, using the same process as described above. In any event, the method of the invention is not to be limited to the embodiments of amplification described herein.

[0057] One method of in vitro amplification, which can be used according to this invention, is the polymerase chain reaction (PCR) described in U.S. Pat. Nos. 4,683,202 and 4,683,195. The term "polymerase chain reaction" refers to a method for amplifying a DNA base sequence using a heat-stable DNA polymerase and two oligonucleotide primers, one complementary to the (+)-strand at one end of the sequence to be amplified and the other complementary to the (-)-strand at the other end. Because the newly synthesized DNA strands can subsequently serve as additional templates for the same primer sequences, successive rounds of primer annealing, strand elongation, and dissociation produce rapid and highly specific amplification of the desired sequence. The polymerase chain reaction is used to detect the presence of polynucleotides encoding cytokines in the sample. Many polymerase chain methods are known to those of skill in the art and may be used in the method of the invention. For example, DNA can be subjected to 30 to 35 cycles of amplification in a thermocycler as follows: 95° C. for 30 sec, 52° to 60° C. for 1 min, and 72° C. for 1 min, with a final extension step of 72° C. for 5 min. For another example, DNA can be subjected to 35 polymerase chain reaction cycles in a thermocycler at a denaturing temperature of 95° C. for 30 sec, followed by varying annealing temperatures ranging from 54° C. to 58° C. for 1 min, an extension step at 70° C. for 1 min, with a final extension step at 70° C. for 5 min.

[0058] The primers for use in amplifying the mRNA or genomic RNA of the hSARS virus may be prepared using any suitable method, such as conventional phosphotriester and phosphodiester methods or automated embodiments thereof so long as the primers are capable of hybridizing to the polynucleotides of interest. One method for synthesizing oligonucleotides on a modified solid support is described in U.S. Pat. No. 4,458,066. The exact length of primer will depend on many factors, including temperature, buffer, and nucleotide composition. The primer must prime the synthesis of extension products in the presence of the inducing agent for amplification.

[0059] Primers used according to the method of the invention are complementary to each strand of nucleotide sequence to be amplified. The term "complementary" means that the primers must hybridize with their respective strands under conditions, which allow the agent for polymerization to function. In other words, the primers that are complementary to the flanking sequences hybridize with the flanking sequences and permit amplification of the nucleotide sequence. Preferably, the 3' terminus of the primer that is extended has perfectly base paired complementarity with the complementary flanking strand. Primers and probes for polynucleotides of the hSARS virus, can be developed using known methods combined with the present disclosure. In preferred embodiments, the primers are designed according to the TaqMan® primers protocol (Applied Biosystems). The primers can be designed using Primer Express software as described in the Primer Express User Bulletin (Applied Biosystems). Briefly, when designing primers, it should be chosen after the probe. The primers are preferred to be as close as possible to the probe without overlapping the probe. The G-C content of the primers should be in the 20% to 80% range. It is preferred to avoid runs of an identical nucleotide. This is especially true for guanine, where runs of four or more Gs is preferred to be avoided. The melting temperature of each primer is preferred to be 58° C. to 60° C. The five

nucleotides at the 3' end of each primer is preferred not to have more than two G and/or C bases.

[0060] Probes can be designed using Primer Express software as described in the Primer Express User Bulletin (P/N 4317594) (Applied Biosystems). Briefly, it is preferred to keep the G-C content in the 20% to 80% range. It is preferred to avoid runs of an identical nucleotide. This is especially true for guanine, where runs of four or more Gs should be avoided. It is preferred not to put a G base on the 5' end. It is preferred to select the strand that gives the probe more Cs than Gs. It is preferred that both probes be on the same strand. For single-probe assays, the melting temperature is preferred to be 68° C. to 70° C.

[0061] Those of ordinary skill in the art will know of various amplification methodologies that can also be utilized to increase the copy number of target nucleic acid. The polynucleotides detected in the method of the invention can be further evaluated, detected, cloned, sequenced, and the like, either in solution or after binding to a solid support, by any method usually applied to the detection of a specific nucleic acid sequence such as another polymerase chain reaction, oligomer restriction (Saiki et al., *Bio/Technology* 3:1008-1012 (1985)), allele-specific oligonucleotide (ASO) probe analysis (Conner et al., *Proc. Natl. Acad. Sci. USA* 80:278 (1983)), oligonucleotide ligation assays (OLAs) (Landegren et al., *Science* 241:1077 (1988)), RNase Protection Assay and the like. Molecular techniques for DNA analysis have been reviewed (Landegren et al, *Science* 242:229-237 (1988)). Following DNA amplification, the reaction product may be detected by Southern blot analysis, without using radioactive probes. In such a process, for example, a small sample of DNA containing the polynucleotides obtained from the tissue or subject is amplified, and analyzed via a Southern blotting technique. The use of non-radioactive probes or labels is facilitated by the high level of the amplified signal. In one embodiment of the invention, one nucleoside triphosphate is radioactively labeled, thereby allowing direct visualization of the amplification product by autoradiography. In another embodiment, amplification primers are fluorescently labeled and run through an electrophoresis system. Visualization of amplified products is by laser detection followed by computer assisted graphic display, without a radioactive signal.

[0062] The size of the primers used to amplify a portion of the mRNA or genomic RNA of the hSARS virus is at least 10, 15, 20, 25, or 30 nucleotide in length. Preferably, the GC ratio should be above 30%, 35%, 40%, 45%, 50%, 55%, or 60% so as to prevent hair-pin structure on the primer. Furthermore, the amplicon should be sufficiently long enough to be detected by standard molecular biology methodologies. Preferably, the amplicon is at least 20, 30, 40, 50, 60, 70, 80, 90, 100, 110, 120, 130, 140, 150, 175, 200, 250, 300, 350, 400, 450, 500, 550, 600, 700, 800, or 1000 base pair in length.

[0063] In a specific embodiment, the methods further involve obtaining a control sample from a control subject, contacting the control sample with a compound or agent capable of detecting the presence of mRNA or genomic RNA in the sample, and comparing the presence of mRNA or genomic RNA in the control sample with the presence of mRNA or genomic DNA in the test sample.

[0064] The invention also encompasses kits for detecting the presence of hSARS viral nucleic acids in a test sample.

The kit, for example, can comprise a labeled compound or agent capable of detecting a nucleic acid molecule in a test sample and, in certain embodiments, a means for determining the amount of mRNA in the sample (an oligonucleotide probe which binds to DNA or mRNA).

[0065] For oligonucleotide-based kits, the kit can comprise, for example: (1) an oligonucleotide, e.g., a detectably labeled oligonucleotide, which hybridizes to a nucleic acid sequence of the hSARS virus and/or (2) a pair of primers useful for amplifying a nucleic acid molecule containing the hSARS viral sequence. The kit can also comprise, e.g., a buffering agent, a preservative, or a protein stabilizing agent. The kit can also comprise components necessary for detecting the detectable agent (e.g., an enzyme or a substrate). The kit can also contain a control sample or a series of control samples which can be assayed and compared to the test sample contained. Each component of the kit is usually enclosed within an individual container and all of the various containers are usually enclosed within a single package along with instructions for use.

[0066] 5.1. Nucleic Acid Sequences of hSARS Viruses

[0067] The invention relates to the use of the sequence information of the isolated virus for diagnostic and therapeutic methods. The entire genome sequence of the hSARS virus, CCTCC-V200303 is disclosed in a United States Patent Application with Attorney Docket No. V9661.0069 filed concurrently herewith on Mar. 24, 2004, which is incorporated by reference in its entirety. In a specific embodiment, the invention provides the entire nucleotide sequence of the hSARS virus, CCTCC-V200303, SEQ ID NO:15, or a complement, analog, derivative, or fragment thereof, or a portion thereof. Furthermore, the present invention relates to a nucleic acid molecule that hybridizes to any portion of the genome of the hSARS virus, CCTCC-V200303, SEQ ID NO:15, under the stringent conditions. In a specific embodiment, the invention provides nucleic acid molecules which are suitable for use as primers consisting of or comprising the nucleic acid sequence of SEQ ID NO:1, 3, 4, 11 or 13, or a complement, analog, derivative, or fragment thereof, or a portion thereof. In preferred specific embodiments, the primers comprise the nucleic acid sequence of SEQ ID NO:2471, 2472, 2474 or 2475. In another specific embodiment, the invention provides nucleic acid molecules which are suitable for use as hybridization probes for the detection of nucleic acids encoding a polypeptide of the invention, consisting of or comprising the nucleic acid sequence of SEQ ID 1, 11, 13, 15, 16, 240, 737, 1108, 1590, 1965, 2471, 2472, 2473, 2474, 2475, or 2476 or a complement, analog, derivative, or fragment thereof, or a portion thereof. In another embodiment, the invention relates to a kit comprising primers having the nucleic acid sequence of SEQ ID NOS:2471 and/or 2472 for the detection of the hSARS virus, natural or artificial variants, analogs, or derivatives thereof. In a preferred embodiment, the kit further contains a probe having the nucleic acid sequence of SEQ ID NO:2473. In another embodiment, the invention relates to a kit comprising primers having the nucleic acid sequence of SEQ ID NOS:2474 and/or 2475 for the detection of the hSARS virus, natural or artificial variants, analogs, or derivatives thereof. In a preferred embodiment, the kit further contains a probe having the nucleic acid sequence of SEQ ID NO:2476. In another preferred embodiment, the kit further comprises reagents for the detection of

genes not found in the hSARS virus as a negative control. The invention further encompasses chimeric or recombinant viruses or viral proteins encoded by said nucleotide sequences.

[0068] The present invention also relates to the isolated nucleic acid molecules of the hSARS virus, comprising, or, alternatively, consisting of the nucleic acid sequence of SEQ ID NO:1, 11, 13, 15, 16, 240, 737, 1108, 1590, 1965, 2471, 2472, 2473, 2474, 2475 or 2476, or a complement, analog, derivative, or fragment thereof, or a portion thereof. In another specific embodiment, the invention provides isolated nucleic acid molecules which hybridize under stringent conditions, as defined herein, to a nucleic acid molecule having the nucleic acid sequence of SEQ ID NOS:1, 11, 15, 13, 16, 240, 737, 1108, 1590, 1965, 2471, 2472, 2473, 2474, 2475 or 2476, or specific genes of known member of Coronaviridae, or a complement, analog, derivative, or fragment thereof, or a portion thereof. In another specific embodiment, the invention provides isolated polypeptides or proteins that are encoded by a nucleic acid molecule comprising a nucleotide sequence that is at least about 5, 10, 15, 20, 25, 30, 35, 40, 45, 100, 150, 200, 300, 350, 400, 450, 500, 550, 600, or more contiguous nucleotides of the nucleic acid sequence of SEQ ID NO:1, or a complement, analog, derivative, or fragment thereof. In another specific embodiment, the invention provides isolated polypeptides or proteins that are encoded by a nucleic acid molecule comprising a nucleotide sequence that is at least about 5, 10, 15, 20, 25, 30, 35, 40, 45, 100, 150, 200, 300, 350, 400, 450, 500, 550, 600, 650, 700, 750, 800, 850, 900, 950, 1,000, 1,050, 1,100, 1,150, 1,200, or more contiguous nucleotides of the nucleic acid sequence of SEQ ID NO:11, or a complement, analog, derivative, or fragment thereof. In yet another specific embodiment, the invention provides isolated polypeptides or proteins that are encoded by a nucleic acid molecule comprising a nucleotide sequence that is at least about 5, 10, 15, 20, 25, 30, 35, 40, 45, 100, 150, 200, 300, 350, 400, 450, 500, 550, 600, 650, 700, or more contiguous nucleotides of the nucleic acid sequence of SEQ ID NO:13, or a complement, analog, derivative, or fragment thereof. In yet another specific embodiment, the invention provides isolated polypeptides or proteins that are encoded by a nucleic acid molecule comprising or, alternatively consisting of a nucleotide sequence that is at least 5, 10, 15, 20, 25, 30, 35, 40, 45, 100, 150, 200, 300, 350, 400, 450, 500, 550, 600, 650, 700, 750, 800, 850, 900, 950, 1,000, 1,050, 1,100, 1,150, 1,200, 2,000, 3,000, 4,000, 5,000, 6,000, 7,000, 8,000, 9,000, 10,000, 11,000, 12,000, 13,000, 14,000, 15,000, 16,000, 17,000, 18,000, 19,000, 20,000, 21,000, 22,000, 23,000, 24,000, 25,000, 26,000, 27,000, 28,000, 29,000 or more contiguous nucleotides of the nucleic acid sequence of SEQ ID NO:15, or a complement, analog, derivative, or fragment thereof. The polypeptides include those shown in FIGS. 11 (SEQ ID NOS:17-239, 241-736, and 738-1107) and 12 (SEQ ID NOS:1109-1589, 1591-1964, and 1966-2470). The polypeptides or the proteins of the present invention preferably have one or more biological activities of the proteins encoded by the nucleic acid sequence of SEQ ID NO:1, 11, 13, 15, 16, 240, 737, 1108, 1590, 1965, 2471, 2472, 2473, 2474, 2475 or 2476, or the native viral proteins containing the amino acid sequences encoded by the nucleic acid sequence of SEQ ID NO:1, 11, 13, 15, 16, 240, 737, 1108, 1590, 1965, 2471, 2472, 2473, 2474, 2475 or 2476.

[0069] The invention further provides antibodies that specifically bind a polypeptide of the invention encoded by the nucleic acid sequence of SEQ ID NO:1, 11, 13, 16, 240, 737, 1108, 1590, 1965, 2471, 2472, 2473, 2474, 2475 or 2476, or a fragment thereof, or any hSARS epitope. The invention further provides antibodies that specifically bind the polypeptides of the invention encoded by the nucleic acid sequence of SEQ ID NO:15, or a fragment thereof, or any hSARS epitope. Such antibodies include, but are not limited to polyclonal, monoclonal, bi-specific, multi-specific, human, humanized, chimeric antibodies, single chain antibodies, Fab fragments, F(ab)₂ fragments, disulfide-linked Fvs, intrabodies and fragments containing either a VL or VH domain or even a complementary determining region (CDR) that specifically binds to a polypeptide of the invention.

[0070] In another embodiment, the invention provides vaccine preparations comprising the hSARS virus, natural or artificial variants, analogs, or derivatives thereof. In yet another embodiment, the invention provides vaccine preparations comprising recombinant and chimeric forms of the hSARS virus, or subunits of the virus. In a specific embodiment, the vaccine preparations comprise live but attenuated hSARS virus with or without pharmaceutically acceptable excipients, including adjuvants. In another specific embodiment, the vaccine preparations comprise an inactivated or killed hSARS virus with or without pharmaceutically acceptable excipients, including adjuvants. The vaccine preparations of the present invention may further comprise adjuvants. Accordingly, the present invention further provides methods of preparing recombinant or chimeric forms of the hSARS virus. In another specific invention, the vaccine preparations of the present invention comprise one or more nucleic acid molecules comprising or consisting of the nucleic acid sequence of SEQ ID NO:1, 11, 13, 15, 16, 240, 737, 1108, 1590, 1965, 2471, 2472, 2473, 2474, 2475 or 2476, or a fragment thereof. In another embodiment, the invention provides vaccine preparations comprising one or more polypeptides of the invention encoded by a nucleotide sequence comprising or consisting of the nucleic acid sequence of SEQ ID NO:1, 11, 13, 16, 240, 737, 1108, 1590, 1965, 2471, 2472, 2473, 2474, 2475 or 2476, or a fragment thereof. In another embodiment, the invention provides vaccine preparations comprising one or more polypeptides of the invention encoded by a nucleotide sequence comprising or consisting of the nucleic acid sequence of SEQ ID NO:15, or a fragment thereof. Further, the present invention provides methods for treating, ameliorating, managing, or preventing SARS by administering the vaccine preparations or antibodies of the present invention alone or in combination with antivirals (e.g., amantadine, rimantadine, gancyclovir, acyclovir, ribavirin, penciclovir, oseltamivir, foscarnet zidovudine (AZT), didanosine (ddI), lamivudine (3TC), zalcitabine (ddC), stavudine (d4T), nevirapine, delavirdine, indinavir, ritonavir, vidarabine, nelfinavir, saquinavir, relenza, tamiflu, pleconaril, interferons, etc.), steroids and corticosteroids such as prednisone, cortisone, fluticasone and glucocorticoid, antibiotics, analgesics, bronchodilators, or other treatments for respiratory and/or viral infections.

[0071] Furthermore, the present invention provides pharmaceutical compositions comprising anti-viral agents of the present invention and a pharmaceutically acceptable carrier. The present invention also provides kits comprising pharmaceutical compositions of the present invention.

[0072] In another aspect, the present invention provides methods for screening anti-viral agents that inhibit the infectivity or replication of the hSARS virus, natural or artificial variants, analogs, or derivatives thereof.

[0073] In one embodiment, the invention provides methods for detecting the presence, activity or expression of the hSARS virus, natural or artificial variants, analogs, or derivatives thereof, of the invention in a biological material, such as cells, blood, serum, plasma, saliva, urine, stool, sputum, nasopharyngeal aspirates, and so forth. The presence of the hSARS virus, natural or artificial variants, analogs, or derivatives thereof, in a sample can be determined by contacting the biological material with an agent which can detect directly or indirectly the presence of the hSARS virus, natural or artificial variants, analogs, or derivatives thereof. In a specific embodiment, the detection agents are the antibodies of the present invention. In another embodiment, the detection agent is a nucleic acid of the present invention.

[0074] 5.2. hSARS Viruses

[0075] 5.2.1. Natural variants of hSARS viruses

[0076] The present invention is based upon the inventor's isolation and identification of a novel virus from subjects suffering from SARS. The isolated hSARS virus is that which was deposited with the China Center for Type Culture Collection (CCTCC) on Apr. 2, 2003 and accorded an accession number, CCTCC-V200303. The invention also relates to natural variants of the hSARS virus of deposit accession no. CCTCC-V200303.

[0077] A natural variant of hSARS virus has a sequence that is different from the genomic sequence of the hSARS virus due to one or more naturally occurred mutations, including, but not limited to, point mutations, rearrangements, insertions, deletions, etc., to the genomic sequence that may or may not result in a phenotypic change. Preferably, the variants include less than 25, 20, 15, 10, 5, 4, 3, or 2 amino acid substitutions, rearrangements, insertions, and/or deletions relative to the hSARS virus.

[0078] Either conservative or non-conservative amino acid substitutions can be made at one or more amino acid residues. In preferred embodiments, the variants have conservative amino acid substitutions that are made at one or more predicted non-essential amino acid residues (i.e., amino acid residues which are not critical for the expression of the biological activities of the virus, e.g., infectivity, replication ability, protein synthesis ability, assembling ability, and cytotoxic effect). In other embodiments, the variants have non-conservative amino acid substitutions that are made at one or more predicted non-essential amino acid residues (i.e., amino acid residues which are not critical for the expression of the biological activities of the virus, e.g., infectivity, replication ability, protein synthesis ability, assembling ability, and cytotoxic effect).

[0079] A "conservative amino acid substitution" is one in which the amino acid residue is replaced with an amino acid residue having a side chain with a similar charge. A "non-conservative amino acid substitution" is one in which the amino acid residue is replaced with an amino acid residue having a side chain with an opposite charge. Families of amino acid residues having side chains with similar charges have been defined in the art. Genetically encoded amino

acids are can be divided into four families: (1) acidic =aspartate, glutamate; (2) basic =lysine, arginine, histidine; (3) nonpolar =alanine, valine, leucine, isoleucine, proline, phenylalanine, methionine, tryptophan; and (4) uncharged polar =glycine, asparagine, glutamine, cysteine, serine, threonine, tyrosine. In similar fashion, the amino acid repertoire can be grouped as (1) acidic =aspartate, glutamate; (2) basic =lysine, arginine histidine, (3) aliphatic =glycine, alanine, valine, leucine, isoleucine, serine, threonine, with serine and threonine optionally be grouped separately as aliphatic-hydroxyl; (4) aromatic =phenylalanine, tyrosine, tryptophan; (5) amide =asparagine, glutamine; and (6) sulfur-containing =cysteine and methionine. (See, for example, Biochemistry, 4th ed., Ed. by L. Stryer, WH Freeman and Co.: 1995).

[0080] The invention further relates to mutant hSARS virus. In one embodiment, mutations can be introduced randomly along all or part of the coding sequence of the hSARS virus or variants thereof, such as by saturation mutagenesis, and the resultant mutants can be screened for biological activity to identify mutants that retain activity. Techniques for mutagenesis known in the art can also be used, including but not limited to, point-directed mutagenesis, chemical mutagenesis, in vitro site-directed mutagenesis, using, for example, the QuikChange Site-Directed Mutagenesis Kit (Stratagene), etc. Non-limiting examples of such modifications include substitutions of amino acids to cysteines toward the formation of disulfide bonds; substitution of amino acids to tyrosine and subsequent chemical treatment of the polypeptide toward the formation of dityrosine bonds, as disclosed in detail herein; one or more amino acid substitutions and/or biological or chemical modification toward generating a binding pocket for a small molecule (substrate or inhibitor), and/or the introduction of side-chain specific tags (e.g., to characterize molecular interactions or to capture protein-protein interaction partners). In a specific embodiment, the biological modification comprises alkylation, phosphorylation, sulfation, oxidation or reduction, ADP-ribosylation, hydroxylation, glycosylation, glucosylphosphatidylinositol addition, ubiquitination. In another specific embodiment, the chemical modification comprises altering the charge of the recombinant virus. In yet another embodiment, a positive or negative charge is chemically added to an amino acid residue where a charged amino acid residue is modified to an uncharged residue.

[0081] 5.2.2. Recombinant and Chimeric hSARS Viruses

[0082] The present invention also encompasses recombinant or chimeric viruses encoded by viral vectors derived from the genome of hSARS virus or natural variants thereof. In a specific embodiment, a recombinant virus is one derived from the hSARS virus of deposit accession no. CCTCC-V200303. In a specific embodiment, the virus has a nucleic acid sequence of SEQ ID NO:15. In another specific embodiment, a recombinant virus is one derived from a natural variant of hSARS virus. A natural variant of hSARS virus has a sequence that is different from the genomic sequence (SEQ ID NO:15) of the hSARS virus, CCTCC-V200303, due to one or more naturally occurred mutations, including, but not limited to, point mutations, rearrangements, insertions, deletions, substitution, etc., to the genomic sequence that may or may not result in a phenotypic change. In accordance with the present invention, a viral vector which is derived from the genome of the hSARS

virus, CCTCC-V200303, is one that contains a nucleic acid sequence that encodes at least a part of one ORF of the hSARS virus. In a specific embodiment, the ORF comprises or consists of the nucleic acid sequence of SEQ ID NO: 1, 11, or 13, or a fragment thereof. In a specific embodiment, there are more than one ORF within the nucleic acid sequence of SEQ ID NO:15, as shown in FIGS. 11 (see SEQ ID NOS:16, 240 and 737) and 12 (see SEQ ID NOS:1108, 1590 and 1965), or a fragment thereof. In another embodiment, the polypeptide encoded by the ORF comprises or consists of the amino acid sequence of SEQ ID NO:2, 12 or 14 or a fragment thereof, or shown in FIGS. 11 (SEQ ID NO:17-239, 241-736 or 738-1107) and 12 (SEQ ID NO:1109-1589, 1591-1064 or 1966-2470), or a fragment thereof. In accordance with the present invention these viral vectors may or may not include nucleic acids that are non-native to the viral genome.

[0083] In another specific embodiment, a chimeric virus of the invention is a recombinant hSARS virus which further comprises a heterologous nucleotide sequence. In accordance with the invention, a chimeric virus may be encoded by a nucleotide sequence in which heterologous nucleotide sequences have been added to the genome or in which endogenous or native nucleotide sequences have been replaced with heterologous nucleotide sequences.

[0084] According to the present invention, the chimeric viruses are encoded by the viral vectors of the invention which further comprise a heterologous nucleotide sequence. In accordance with the present invention a chimeric virus is encoded by a viral vector that may or may not include nucleic acids that are non-native to the viral genome. In accordance with the invention a chimeric virus is encoded by a viral vector to which heterologous nucleotide sequences have been added, inserted or substituted for native or non-native sequences. In accordance with the present invention, the chimeric virus may be encoded by nucleotide sequences derived from different strains or variants of hSARS virus. In particular, the chimeric virus is encoded by nucleotide sequences that encode antigenic polypeptides derived from different strains or variants of hSARS virus.

[0085] A chimeric virus may be of particular use for the generation of recombinant vaccines protecting against two or more viruses (Tao et al., *J. Virol.* 72:2955-2961; Durbin et al., 2000, *J. Virol.* 74:6821-6831; Skiadopoulos et al., 1998, *J. Virol.* 72:1762-1768; Teng et al., 2000, *J. Virol.* 74:9317-9321). For example, it can be envisaged that a virus vector derived from the hSARS virus expressing one or more proteins of variants of hSARS virus, or vice versa, will protect a subject vaccinated with such vector against infections by both the native hSARS virus and the variant. Attenuated and replication-defective viruses may be of use for vaccination purposes with live vaccines as has been suggested for other viruses. (See PCT WO 02/057302, at pp.6 and 23, incorporated by reference herein).

[0086] In accordance with the present invention the heterologous sequence to be incorporated into the viral vectors encoding the recombinant or chimeric viruses of the invention include sequences obtained or derived from different strains or variants of the hSARS virus.

[0087] In certain embodiments, the chimeric or recombinant viruses of the invention are encoded by viral vectors derived from viral genomes wherein one or more sequences,

intergenic regions, termini sequences, or portions or entire ORF have been substituted with a heterologous or non-native sequence. In certain embodiments of the invention, the chimeric viruses of the invention are encoded by viral vectors derived from viral genomes wherein one or more heterologous sequences have been inserted or added to the vector.

[0088] The selection of the viral vector may depend on the species of the subject that is to be treated or protected from a viral infection. If the subject is human, then an attenuated hSARS virus can be used to provide the antigenic sequences.

[0089] In accordance with the present invention, the viral vectors can be engineered to provide antigenic sequences which confer protection against infection by the hSARS virus, natural or artificial variants, analogs, or derivatives thereof. The viral vectors may be engineered to provide one, two, three or more antigenic sequences. In accordance with the present invention the antigenic sequences may be derived from the same virus, from different strains or variants of the same type of virus, or from different viruses.

[0090] The expression products and/or recombinant or chimeric virions obtained in accordance with the invention may advantageously be utilized in vaccine formulations. The expression products and chimeric virions of the present invention may be engineered to create vaccines against a broad range of pathogens, including viral and bacterial antigens, tumor antigens, allergen antigens, and auto antigens involved in autoimmune disorders. In particular, the chimeric virions of the present invention may be engineered to create vaccines for the protection of a subject from infections with the hSARS virus, natural or artificial variants, analogs, or derivatives thereof.

[0091] In certain embodiments, the expression products and recombinant or chimeric virions of the present invention may be engineered to create vaccines against a broad range of pathogens, including viral antigens, tumor antigens and auto antigens involved in autoimmune disorders. One way to achieve this goal involves modifying existing hSARS genes to contain foreign sequences in their respective external domains. Where the heterologous sequences are epitopes or antigens of pathogens, these chimeric viruses may be used to induce a protective immune response against the disease agent from which these determinants are derived.

[0092] Thus, the present invention relates to the use of viral vectors and recombinant or chimeric viruses to formulate vaccines against a broad range of viruses and/or antigens. The present invention also encompasses recombinant viruses comprising a viral vector derived from the hSARS virus, natural or artificial variants, analogs, or derivatives thereof, which contains sequences which result in a virus having a phenotype more suitable for use in vaccine formulations, e.g., attenuated phenotype or enhanced antigenicity. The mutations and modifications can be in coding regions, in intergenic regions and in the leader and trailer sequences of the virus.

[0093] The invention provides a host cell comprising a nucleic acid or a vector according to the invention. Plasmid or viral vectors containing the polymerase components of the hSARS virus are generated in prokaryotic cells for the expression of the components in relevant cell types (bacteria, insect cells, eukaryotic cells). Plasmid or viral vectors

containing full-length or partial copies of the hSARS genome will be generated in prokaryotic cells for the expression of viral nucleic acids in vitro or in vivo. The latter vectors may contain other viral sequences for the generation of chimeric viruses or chimeric virus proteins, may lack parts of the viral genome for the generation of replication defective virus, and may contain mutations, deletions, substitutions, or insertions for the generation of attenuated viruses.

[0094] The present invention also provides a host cell comprising a nucleic acid molecule of the present invention. In addition, the present invention provides a host cell infected with the hSARS virus, for example, of deposit no. CCTCC-V200303, or the natural or artificial variants, analogs, or derivatives thereof. In a specific embodiment, the invention encompasses a continuous cell line infected with the hSARS virus. Preferably, the cell line is a primate cell line. These cell lines may be cultured and maintained using known cell culture techniques such as described in Celis, Julio, ed., 1994, Cell Biology Laboratory Handbook, Academic Press, N.Y. Various culturing conditions for these cells, including media formulations with regard to specific nutrients, oxygen, tension, carbon dioxide and reduced serum levels, can be selected and optimized by one of skill in the art.

[0095] The preferred cell line of the present invention is a eukaryotic cell line, preferably a primate cell line, more preferably a monkey cell line, most preferably a fetal rhesus monkey kidney cell line (e.g., FRhK-4), transiently or stably expressing one or more full-length or partial hSARS proteins. Such cells can be made by transfection (proteins or nucleic acid vectors), infection (viral vectors) or transduction (viral vectors) and may be useful for complementation of mentioned wild-type, attenuated, replication-defective or chimeric viruses. The cell lines for use in the present invention can be cloned using known cell culture techniques familiar to one skilled in the art. The cells can be cultured and expanded from a single cell using commercially available culture media under known conditions suitable for propagating cells.

[0096] For example, the cell lines of the present invention kept frozen until use, can be warmed at a temperature of about 37° C. and then added to a suitable growth medium such as DMEM/F-12 (Life Technologies, Inc.) containing 3% fetal bovine serum (FBS). The cells can be incubated at a temperature of about 37° C. in a humidified incubator with about 5% CO₂ until confluent. In order to passage the cells, the growth medium can be removed 0.05% trypsin and 0.53 mM EDTA added to the cells. The cells will detach and the cell suspension can be collected into centrifuge tubes and centrifuged into cell pellets. The trypsin solution can be removed and the cell pellet resuspended into new growth medium. The cells can then be further propagated in additional growth vessels to a desired density.

[0097] In accordance with the present invention, a continuous cell line encompasses immortalized cells which can be maintained in-vitro for at least 5, 10, 15, 20, 25, or 50 passages.

[0098] Infectious copies of hSARS virus (being wild type, attenuated, replication-defective or chimeric) can be produced upon co-expression of the polymerase components according to the state-of-the-art technologies described above.

[0099] In addition, eukaryotic cells, transiently or stably expressing one or more full-length or partial hSARS proteins can be used. Such cells can be made by transfection (proteins or nucleic acid vectors), infection (viral vectors) or transduction (viral vectors) and may be useful for complementation of mentioned wild type, attenuated, replication-defective or chimeric viruses.

[0100] The viral vectors and chimeric viruses of the present invention may be used to modulate a subject's immune system by stimulating a humoral immune response, a cellular immune response or by stimulating tolerance to an antigen. As used herein, a subject means: humans, primates, horses, cows, sheep, pigs, goats, dogs, cats, avian species and rodents.

[0101] 5.3. Vaccines and Antivirals

[0102] In a preferred embodiment, the invention provides a proteinaceous molecule or hSARS virus specific viral protein or functional fragment thereof encoded by a nucleic acid according to the invention. Useful proteinaceous molecules are for example derived from any of the genes or genomic fragments derivable from the virus according to the invention, including envelop protein (E protein), integral membrane protein (M protein), spike protein (S protein), nucleocapsid protein (N protein), hemagglutinin esterase (HE protein), and RNA-dependent RNA polymerase. Such molecules, or antigenic fragments thereof, as provided herein, are for example useful in diagnostic methods or kits and in pharmaceutical compositions such as subunit vaccines. Particularly useful are polypeptides encoded by the nucleic acid sequence of SEQ ID NO:1, 11, 13, 15, 2471, 2472, 2473, 2474, 2475 or 2476, or as shown in FIGS. 11 (SEQ ID NO:17-239, 241-736 or 738-1107) and 12 (SEQ ID NO:1109-1589, 1591-1964, 1966-2470), or antigenic fragments thereof for inclusion as antigen or subunit immunogen, but inactivated whole virus can also be used. Particularly useful are also those proteinaceous substances that are encoded by recombinant nucleic acid fragments of the hSARS genome, more preferred are those that are within the preferred bounds and metes of ORFs, in particular, for eliciting hSARS specific antibody or T cell responses, whether in vivo (e.g., for protective or therapeutic purposes or for providing diagnostic antibodies) or in vitro (e.g., by phage display technology or another technique useful for generating synthetic antibodies).

[0103] 5.3.1. Attenuation of hSARS Viruses and Variants Thereof

[0104] The hSARS virus or variants thereof of the invention can be genetically engineered to exhibit an attenuated phenotype. In particular, the viruses of the invention exhibit an attenuated phenotype in a subject to which the virus is administered as a vaccine. Attenuation can be achieved by any method known to a skilled artisan. Without being bound by theory, the attenuated phenotype of the viruses of the invention can be caused, e.g., by using a virus that naturally does not replicate well in an intended host species, for example, by reduced replication of the viral genome, by reduced ability of the virus to infect a host cell, or by reduced ability of the viral proteins to assemble to an infectious viral particle relative to the wild-type strain of the virus.

[0105] In one embodiment, the infectivity of the virus is reduced by 10,000-fold, 9,000-fold, 8,000-fold, 7,000-fold,

6,000-fold, 5,000-fold, 4,000-fold, 3,000-fold, 2,500-fold, 2,000-fold, 1,500-fold, 1,250-fold, 1,000-fold, 900-fold, 800-fold, 700-fold, 600-fold, 500-fold, 400-fold, 300-fold, 200-fold, 100-fold, 50-fold, 25-fold, 10-fold, 5-fold, 1-fold, or 90%, 80%, 70%, 60%, 50%, 40%, 30%, 20%, or 10%. As used herein, the term "infectivity" refers to the ability of the virus to enter, survive, and multiply in a susceptible host. In a specific embodiment, the infectivity of the hSARS virus is said to be attenuated or reduced when grown in a human host if the growth of the hSARS virus or variant thereof in the human host is reduced compared to the non-attenuated hSARS virus or variant thereof. The infectivity of the virus can be measured using a variety of methods such as, but not limited to, Western blot (proteins), Southern blot (RNA), Northern blot (DNA), plaque formation assay, calorimetric, microscopically, and chemiluminescence techniques. The infectivity of the virus can be measured in an animal cell, preferably a primate cell, more preferably a monkey cell, most preferably a human cell.

[0106] In another embodiment, the replication ability of the virus is reduced by 10,000-fold, 9,000-fold, 8,000-fold, 7,000-fold, 6,000-fold, 5,000-fold, 4,000-fold, 3,000-fold, 2,500-fold, 2,000-fold, 1,500-fold, 1,250-fold, 1,000-fold, 900-fold, 800-fold, 700-fold, 600-fold, 500-fold, 400-fold, 300-fold, 200-fold, 100-fold, 50-fold, 25-fold, 10-fold, 5-fold, 1-fold, or 90%, 80%, 70%, 60%, 50%, 40%, 30%, 20%, or 10%. As used herein, the term "replication ability" refers to the ability of the virus to duplicate, multiply, and/or reproduce. The replication ability can be determined using the doubling time, the rate of replication, the growth rate, and/or the half-life of the virus. In a specific embodiment, the replication ability of the hSARS virus is said to be attenuated or reduced when grown in a human host if the growth of the hSARS virus or variant thereof in the human host is reduced compared to the non-attenuated hSARS virus or variant thereof. The replication ability of the virus can be measured using a variety of methods such as, but not limited to, Western blot (proteins), Southern blot (RNA), Northern blot (DNA), plaque formation assay, calorimetric, microscopically, and chemiluminescence techniques. In some cases, replication and transcription may be synonymous. The replication ability of the virus can be measured in an animal cell, preferably a primate cell, more preferably a monkey cell, most preferably a human cell.

[0107] In another embodiment, the protein synthesis ability of the virus is reduced by 10,000-fold, 9,000-fold, 8,000-fold, 7,000-fold, 6,000-fold, 5,000-fold, 4,000-fold, 3,000-fold, 2,500-fold, 2,000-fold, 1,500-fold, 1,250-fold, 1,000-fold, 900-fold, 800-fold, 700-fold, 600-fold, 500-fold, 400-fold, 300-fold, 200-fold, 100-fold, 50-fold, 25-fold, 10-fold, 5-fold, 1-fold, or 90%, 80%, 70%, 60%, 50%, 40%, 30%, 20%, or 10%. As used herein, the term "protein synthesis ability" refers to the ability of the virus to synthesize proteins such as, but not limited to, envelope protein (E protein), integral membrane protein (M protein), spike protein (S protein), nucleocapsid protein (N protein), hemagglutinin esterase (HE protein), and RNA-dependent RNA polymerase. The protein synthesis ability can be determined by the rate of protein synthesis (e.g., transcription level, translation level), and the types and amount of protein synthesized by the virus. In a specific embodiment, the protein synthesis ability of the hSARS virus is said to be attenuated or reduced when grown in a human host if the growth of the hSARS virus or variant thereof in the human host is reduced

compared to the non-attenuated hSARS virus or variant thereof. The protein synthesis ability of the virus can be measured using a variety of methods such as, but not limited to, Western blot (proteins), Southern blot (RNA), Northern blot (DNA), plaque formation assay, calorimetric, microscopically, and chemiluminescence techniques. The protein synthesis ability of the virus can be measured in an animal cell, preferably a primate cell, more preferably a monkey cell, most preferably a human cell.

[0108] In another embodiment, the assembling ability of the virus is reduced by 10,000-fold, 9,000-fold, 8,000-fold, 7,000-fold, 6,000-fold, 5,000-fold, 4,000-fold, 3,000-fold, 2,500-fold, 2,000-fold, 1,500-fold, 1,250-fold, 1,000-fold, 900-fold, 800-fold, 700-fold, 600-fold, 500-fold, 400-fold, 300-fold, 200-fold, 100-fold, 50-fold, 25-fold, 10-fold, 5-fold, 1-fold, or 90%, 80%, 70%, 60%, 50%, 40%, 30%, 20%, or 10%. As used herein, the term "assembling ability" refers to the ability of the virus to assemble the necessary proteins or protein components into a viral particle. In a specific embodiment, the assembling ability of the hSARS virus is said to be attenuated or reduced when grown in a human host if the growth of the hSARS virus or variant thereof in the human host is reduced compared to the non-attenuated hSARS virus or variant thereof. The assembling ability of the virus can be measured using a variety of methods such as, but not limited to, Western blot (proteins), Southern blot (RNA), Northern blot (DNA), plaque formation assay, calorimetric, microscopically, and chemiluminescence techniques. The assembling ability of the virus can be measured in an animal cell, preferably a primate cell, more preferably a monkey cell, most preferably a human cell.

[0109] In another embodiment, the cytopathic effect of the virus is reduced by 10,000-fold, 9,000-fold, 8,000-fold, 7,000-fold, 6,000-fold, 5,000-fold, 4,000-fold, 3,000-fold, 2,500-fold, 2,000-fold, 1,500-fold, 1,250-fold, 1,000-fold, 900-fold, 800-fold, 700-fold, 600-fold, 500-fold, 400-fold, 300-fold, 200-fold, 100-fold, 50-fold, 25-fold, 10-fold, 5-fold, 1-fold, or 90%, 80%, 70%, 60%, 50%, 40%, 30%, 20%, or 10%. As used herein, the term "cytopathic effect" refers to damages to infected host cells caused by the infecting virus. Viral infection can lead to cell abnormalities (biochemical and morphological) and/or cell death (e.g., lysis). In a specific embodiment, the cytopathic effect of the hSARS virus is said to be attenuated or reduced when grown in a human host if the growth of the hSARS virus or variant thereof in the human host is reduced compared to the non-attenuated hSARS virus or variant thereof. The cytopathic effect of the virus can be measured using a variety of methods such as, but not limited to, Western blot (proteins), Southern blot (RNA), Northern blot (DNA), plaque formation assay, calorimetric, microscopically, and chemiluminescence techniques. The cytopathic effect of the virus can be measured in an animal cell, preferably a primate cell, more preferably a monkey cell, most preferably a human cell.

[0110] The viruses of the invention can be attenuated such that one or more of the functional characteristics of the virus are impaired. The attenuated phenotypes of hSARS virus or variants thereof can be tested by any method known to the artisan. A candidate virus can, for example, be tested for its ability to infect a host or for the rate of replication in a cell culture system. In certain embodiments, growth curves at different temperatures are used to test the attenuated phe-

notype of the virus. For example, an attenuated virus is able to grow at 35° C., but not at 39° C. or 40° C. In certain embodiments, different cell lines can be used to evaluate the attenuated phenotype of the virus. For example, an attenuated virus may only be able to grow in monkey cell lines but not the human cell lines, or the achievable virus titers in different cell lines are different for the attenuated virus. In certain embodiments, viral replication in the respiratory tract of a small animal model, including but not limited to, hamsters, cotton rats, mice and guinea pigs, is used to evaluate the attenuated phenotypes of the virus. In other embodiments, the immune response induced by the virus, including but not limited to, the antibody titers (e.g., assayed by plaque reduction neutralization assay or ELISA) is used to evaluate the attenuated phenotypes of the virus. In a specific embodiment, the plaque reduction neutralization assay or ELISA is carried out at a low dose. In certain embodiments, the ability of the hSARS virus to elicit pathological symptoms in an animal model can be tested. A reduced ability of the virus to elicit pathological symptoms in an animal model system is indicative of its attenuated phenotype. In a specific embodiment, the candidate viruses are tested in a monkey model for nasal infection, indicated by mucous production.

[0111] In certain other embodiments, attenuation is measured in comparison to the wild-type strain of the virus from which the attenuated virus is derived. In other embodiments, attenuation is determined by comparing the growth of an attenuated virus in different host systems. Thus, for a non-limiting example, the hSARS virus or a variant thereof is said to be attenuated when grown in a human host if the growth of the hSARS or variant thereof in the human host is reduced compared to the non-attenuated hSARS or variant thereof.

[0112] In certain embodiments, the attenuated virus of the invention is capable of infecting a host, or is capable of replicating in a host such that infectious viral particles are produced. In comparison to the wild-type strain, however, the attenuated strain grows to lower titers or grows more slowly. Any technique known to the skilled artisan can be used to determine the growth curve of the attenuated virus and compare it to the growth curve of the wild-type virus.

[0113] In certain embodiments, the attenuated virus of the invention cannot replicate in human cells as well as the wild-type virus does. However, the attenuated virus can replicate well in a cell line that lack interferon functions, such as Vero cells.

[0114] In other embodiments, the attenuated virus of the invention is capable of infecting a host, of replicating in the host, and of causing proteins of the virus of the invention to be inserted into the cytoplasmic membrane, but the attenuated virus does not cause the host to produce new infectious viral particles. In certain embodiments, the attenuated virus infects the host, replicates in the host, and causes viral proteins to be inserted in the cytoplasmic membrane of the host with the same efficiency as the wild-type hSARS virus. In other embodiments, the ability of the attenuated virus to cause viral proteins to be inserted into the cytoplasmic membrane into the host cell is reduced compared to the wild-type virus. In certain embodiments, the ability of the attenuated hSARS virus to replicate in the host is reduced compared to the wild-type virus. Any technique known to

the skilled artisan can be used to determine whether a virus is capable of infecting a mammalian cell, of replicating within the host, and of causing viral proteins to be inserted into the cytoplasmic membrane of the host.

[0115] In certain embodiments, the attenuated virus of the invention is capable of infecting a host. In contrast to the wild-type hSARS virus, however, the attenuated hSARS virus cannot be replicated in the host. In a specific embodiment, the attenuated hSARS virus can infect a host and can cause the host to insert viral proteins in its cytoplasmic membranes, but the attenuated virus is incapable of being replicated in the host. Any method known to the skilled artisan can be used to test whether the attenuated hSARS virus has infected the host and has caused the host to insert viral proteins in its cytoplasmic membranes.

[0116] In certain embodiments, the ability of the attenuated virus to infect a host is reduced compared to the ability of the wild-type virus to infect the same host. Any technique known to the skilled artisan can be used to determine whether a virus is capable of infecting a host.

[0117] In certain embodiments, mutations (e.g., missense mutations) are introduced into the genome of the virus, for example, into the nucleic acid sequence of SEQ ID NO:1, 11, 13, 15, 16, 240, 737, 1108, 1590, 1965, 2471, 2472, 2473, 2474, 2475 or 2476, or to generate a virus with an attenuated phenotype. Mutations (e.g., missense mutations) can be introduced into the structural genes and/or regulatory genes of the hSARS virus. Mutations can be additions, substitutions, deletions, or combinations thereof. Such variant of hSARS virus can be screened for a predicted functionality, such as infectivity, replication ability, protein synthesis ability, assembling ability, as well as cytopathic effect in cell cultures. In a specific embodiment, the missense mutation is a cold-sensitive mutation. In another embodiment, the missense mutation is a heat-sensitive mutation. In another embodiment, the missense mutation prevents a normal processing or cleavage of the viral proteins.

[0118] In other embodiments, deletions are introduced into the genome of the hSARS virus, which result in the attenuation of the virus.

[0119] In certain embodiments, attenuation of the virus is achieved by replacing a gene of the wild-type virus with a gene of a virus of a different species, of a different subgroup, or of a different variant. In another aspect, attenuation of the virus is achieved by replacing one or more specific domains of a protein of the wild-type virus with domains derived from the corresponding protein of a virus of a different species. In certain other embodiments, attenuation of the virus is achieved by deleting one or more specific domains of a protein of the wild-type virus.

[0120] When a live attenuated vaccine is used, its safety must also be considered. The vaccine must not cause disease. Any techniques known in the art that can make a vaccine safe may be used in the present invention. In addition to attenuation techniques, other techniques may be used. One non-limiting example is to use a soluble heterologous gene that cannot be incorporated into the virion membrane. For example, a single copy of the soluble version of a viral transmembrane protein lacking the transmembrane and cytosolic domains thereof, can be used.

[0121] Various assays can be used to test the safety of a vaccine. For example, sucrose gradients and neutralization

assays can be used to test the safety. A sucrose gradient assay can be used to determine whether a heterologous protein is inserted in a virion. If the heterologous protein is inserted in the virion, the virion should be tested for its ability to cause symptoms in an appropriate animal model since the virus may have acquired new, possibly pathological, properties.

[0122] 5.3.2. Formulation of Vaccines

[0123] The invention provides vaccine formulations for the prevention and treatment of infections with hSARS virus. In certain embodiments, the vaccine of the invention comprises recombinant and chimeric viruses of the hSARS virus. In certain embodiments, the virus is attenuated, inactivated, or killed.

[0124] In another embodiment of this aspect of the invention, inactivated vaccine formulations may be prepared using conventional techniques to "kill" the chimeric viruses. Inactivated vaccines are "dead" in the sense that their infectivity has been destroyed. Ideally, the infectivity of the virus is destroyed without affecting its immunogenicity. In order to prepare inactivated vaccines, the chimeric virus may be grown in cell culture or in the allantois of the chick embryo, purified by zonal ultracentrifugation, inactivated by formaldehyde or β -propiolactone, and pooled. The resulting vaccine is usually inoculated intramuscularly.

[0125] Inactivated viruses may be formulated with a suitable adjuvant in order to enhance the immunological response. Such adjuvants may include but are not limited to mineral gels, e.g., aluminum hydroxide; surface active substances such as lysolecithin, pluronic polyols, polyanions; peptides; oil emulsions; and potentially useful human adjuvants such as BCG and *Corynebacterium parvum*.

[0126] The vaccines of the invention may be multivalent or univalent. Multivalent vaccines are made from recombinant viruses that direct the expression of more than one antigen.

[0127] In another aspect, the present invention also provides DNA vaccine formulations comprising a nucleic acid or fragment of the hSARS virus, e.g., the virus having accession no. CCTCC-V200303, or nucleic acid molecules having the sequence of SEQ ID NO:1, 11, 13, 15, 16, 240, 737, 1108, 1590, 1965, 2471, 2472, 2473, 2474, 2475 or 2476, or a complement, analog, derivative, or fragment thereof, or a portion thereof. In another specific embodiment, the DNA vaccine formulations of the present invention comprises a nucleic acid or fragment thereof encoding the antibodies which immunospecifically binds hSARS viruses. In DNA vaccine formulations, a vaccine DNA comprises a viral vector, such as that derived from the hSARS virus, bacterial plasmid, or other expression vector, bearing an insert comprising a nucleic acid molecule of the present invention operably linked to one or more control elements, thereby allowing expression of the vaccinating proteins encoded by said nucleic acid molecule in a vaccinated subject. Such vectors can be prepared by recombinant DNA technology as recombinant or chimeric viral vectors carrying a nucleic acid molecule of the present invention (see also Section 5.1, supra).

[0128] Various heterologous vectors are described for DNA vaccinations against viral infections. For example, the vectors described in the following references may be used to express hSARS sequences instead of the sequences of the

viruses or other pathogens described; in particular, vectors described for hepatitis B virus (Michel, M. L. et al., 1995, DAN-mediated immunization to the hepatitis B surface antigen in mice: Aspects of the humoral response mimic hepatitis B viral infection in humans, *Proc. Natl. Aca. Sci. USA* 92:5307-5311; Davis, H. L. et al., 1993, DNA-based immunization induces continuous secretion of hepatitis B surface antigen and high levels of circulating antibody, *Human Molec. Genetics* 2:1847-1851), HIV virus (Wang, B. et al., 1993, Gene inoculation generates immune responses against human immunodeficiency virus type 1, *Proc. Natl. Acad. Sci. USA* 90:4156-4160; Lu, S. et al., 1996, Simian immunodeficiency virus DNA vaccine trial in macaques, *J. Virol.* 70:3978-3991; Letvin, N. L. et al., 1997, Potent, protective anti-HIV immune responses generated by bimodal HIV envelope DNA plus protein vaccination, *Proc Natl Acad Sci USA*. 94(17):9378-83), and influenza viruses (Robinson, H. L. et al., 1993, Protection against a lethal influenza virus challenge by immunization with a haemagglutinin-expressing plasmid DNA, *Vaccine* 11:957-960; Ulmer, J. B. et al., Heterologous protection against influenza by injection of DNA encoding a viral protein, *Science* 259:1745-1749), as well as bacterial infections, such as tuberculosis (Tascon, R. E. et al., 1996, Vaccination against tuberculosis by DNA injection, *Nature Med.* 2:888-892; Huygen, K. et al., 1996, Immunogenicity and protective efficacy of a tuberculosis DNA vaccine, *Nature Med.*, 2:893-898), and parasitic infection, such as malaria (Sedegah, M., 1994, Protection against malaria by immunization with plasmid DNA encoding circumsporozoite protein, *Proc. Natl. Acad. Sci. USA* 91:9866-9870; Doolan, D. L. et al., 1996, Circumventing genetic restriction of protection against malaria with multigene DNA immunization: CD8+T cell-interferon δ , and nitric oxide-dependent immunity, *J. Exper. Med.*, 1183:1739-1746).

[0129] Many methods may be used to introduce the vaccine formulations described above. These include, but are not limited to, oral, intradermal, intramuscular, intraperitoneal, intravenous, subcutaneous, intranasal routes, and via scarification (scratching through the top layers of skin, e.g., using a bifurcated needle).

[0130] Alternatively, it may be preferable to introduce the chimeric virus vaccine formulation via the natural route of infection of the pathogen for which the vaccine is designed. The DNA vaccines of the present invention may be administered in saline solutions by injections into muscle or skin using a syringe and needle (Wolff J. A. et al., 1990, Direct gene transfer into mouse muscle in vivo, *Science* 247:1465-1468; Raz, E., 1994, Intradermal gene immunization: The possible role of DNA uptake in the induction of cellular immunity to viruses, *Proc. Natl. Acad. Sci. USA* 91:9519-9523). Another way to administer DNA vaccines is called "gene gun" method, whereby microscopic gold beads coated with the DNA molecules of interest is fired into the cells (Tang, D. et al., 1992, Genetic immunization is a simple method for eliciting an immune response, *Nature* 356:152-154). For general reviews of the methods for DNA vaccines, see Robinson, H. L., 1999, DNA vaccines: basic mechanism and immune responses (Review), *Int. J. Mol. Med.* 4(5):549-555; Barber, B., 1997, Introduction: Emerging vaccine strategies, *Seminars in Immunology* 9(5):269-270; and Robinson, H. L. et al., 1997, DNA vaccines, *Seminars in Immunology* 9(5):271-283.

[0131] The patient to which the vaccine is administered is preferably a mammal, most preferably a human, but can also be a non-human animal including but not limited to cows, horses, sheep, pigs, fowl (e.g., chickens), goats, cats, dogs, hamsters, mice and rats.

[0132] 5.3.3. Adjuvants and Carriers Molecules

[0133] In certain embodiments, hSARS-associated antigens are administered with one or more adjuvants. In one embodiment, the hSARS-associated antigen is administered together with a mineral salt adjuvants or mineral salt gel adjuvant. Such mineral salt and mineral salt gel adjuvants include, but are not limited to, aluminum hydroxide (ALHYDROGEL, REHYDRAGEL), aluminum phosphate gel, aluminum hydroxyphosphate (ADJU-PHOS), and calcium phosphate.

[0134] In another embodiment, hSARS-associated antigen is administered with an immunostimulatory adjuvant. Such class of adjuvants, include, but are not limited to, cytokines (e.g., interleukin-2, interleukin-7, interleukin-12, granulocyte-macrophage colony stimulating factor (GM-CSF), interferon- γ interleukin-1 β (IL-1 β), and IL-1 β peptide or Sclavo Peptide), cytokine-containing liposomes, triterpenoid glycosides or saponins (e.g., QuilA and QS-21, also sold under the trademark STIMULON, ISCOPREP), Muramyl Dipeptide (MDP) derivatives, such as N-acetylmuramyl-L-threonyl-D-isoglutamine (Threonyl-MDP, sold under the trademark TERMURTIDE), GMDP, N-acetyl-nor-muramyl-L-alanyl-D-isoglutamine, N-acetylmuramyl-L-alanyl-D-isoglutaminyl-L-alanine-2-(1'-2'-dipalmitoyl-sn-glycero-3-hydroxy phosphoryloxy)-ethylamine, muramyl tripeptide phosphatidylethanolamine (MTP-PE), unmethylated CpG dinucleotides and oligonucleotides, such as bacterial DNA and fragments thereof, LPS, monophosphoryl Lipid A (3D-MLA sold under the trademark MPL), and polyphosphazenes.

[0135] In another embodiment, the adjuvant used is a particular adjuvant, including, but not limited to, emulsions, e.g., Freund's Complete Adjuvant, Freund's Incomplete Adjuvant, squalene or squalene oil-in-water adjuvant formulations, such as SAF and MF59, e.g., prepared with block-copolymers, such as L-121 (polyoxypropylene/polyoxyethylene) sold under the trademark PLURONIC L-121, Liposomes, Virosomes, cochleates, and immune stimulating complex, which is sold under the trademark ISCOM.

[0136] In another embodiment, a microparticulate adjuvant is used, microparticulate adjuvants include, but are not limited to biodegradable and biocompatible polyesters, homo- and copolymers of lactic acid (PLA) and glycolic acid (PGA), poly(lactide-co-glycolides) (PLGA) microparticles, polymers that self-associate into particulates (poloxamer particles), soluble polymers (polyphosphazenes), and virus-like particles (VLPs) such as recombinant protein particulates, e.g., hepatitis B surface antigen (HbsAg).

[0137] Yet another class of adjuvants that may be used include mucosal adjuvants, including but not limited to heat-labile enterotoxin from *Escherichia coli* (LT), cholera holotoxin (CT) and cholera Toxin B Subunit (CTB) from *Vibrio cholerae*, mutant toxins (e.g., LTK63 and LTR72), microparticles, and polymerized liposomes.

[0138] In other embodiments, any of the above classes of adjuvants may be used in combination with each other or

with other adjuvants. For example, non-limiting examples of combination adjuvant preparations that can be used to administer the hSARS-associated antigens of the invention include liposomes containing immunostimulatory protein, cytokines, or T-cell and/or B-cell peptides, or microbes with or without entrapped IL-2 or microparticles containing enterotoxin. Other adjuvants known in the art are also included within the scope of the invention (see *Vaccine Design: The Subunit and Adjuvant Approach*, Chap. 7, Michael F. Powell and Mark J. Newman (eds.), Plenum Press, New York, 1995, which is incorporated herein by reference in its entirety).

[0139] The effectiveness of an adjuvant may be determined by measuring the induction of antibodies directed against an immunogenic polypeptide containing an hSARS polypeptide epitope, the antibodies resulting from administration of this polypeptide in vaccines which are also comprised of the various adjuvants.

[0140] The polypeptides may be formulated into the vaccine as neutral or salt forms. Pharmaceutically acceptable salts include the acid additional salts (formed with free amino groups of the peptide) and which are formed with inorganic acids, such as, for example, hydrochloric or phosphoric acids, or organic acids such as acetic, oxalic, tartaric, maleic, and the like. Salts formed with free carboxyl groups may also be derived from inorganic bases, such as, for example, sodium potassium, ammonium, calcium, or ferric hydroxides, and such organic bases as isopropylamine, trimethylamine, 2-ethylamino ethanol, histidine, procaine and the like.

[0141] 5.4. Preparation of Antibodies

[0142] Antibodies can be isolated from the serum of a subject infected with SARS. Antibodies which specifically recognize a polypeptide of the invention, such as, but not limited to, polypeptides comprising the sequence of SEQ ID NO:2, 12 or 14, or polypeptides as shown in FIGS. 11 (SEQ ID NOS:17-239, 241-736 and 738-1107) and 12 (SEQ ID NOS:1109-1589, 1591-1964 and 1966-2470), or hSARS epitope or antigen-binding fragments thereof can be used for detecting, screening, and isolating the polypeptide of the invention or fragments thereof, or similar sequences that might encode similar enzymes from the other organisms. For example, in one specific embodiment, an antibody which immunospecifically binds hSARS epitope, or a fragment thereof, can be used for various in vitro detection assays, including enzyme-linked immunosorbent assays (ELISA), radioimmunoassays, Western blot, etc., for the detection of a polypeptide of the invention or, preferably, polypeptides of the hSARS virus, in samples, for example, a biological material, including cells, cell culture media (e.g., bacterial cell culture media, mammalian cell culture media, insect cell culture media, yeast cell culture media, etc.), blood, serum, plasma, saliva, urine, stool, tissues, sputum, nasopharyngeal aspirates, etc.

[0143] Antibodies specific for a polypeptide of the invention or any epitope of hSARS virus may be generated by any suitable method known in the art. Polyclonal antibodies to an antigen-of-interest, for example, the hSARS virus from deposit no. CCTCC-V200303, or which comprises a nucleic acid sequence of SEQ ID NO:15, can be produced by various procedures well known in the art. For example, an antigen can be administered to various host animals includ-

ing, but not limited to, rabbits, mice, rats, etc., to induce the production of antisera containing polyclonal antibodies specific for the antigen. Various adjuvants may be used to increase the immunological response, depending on the host species, and include but are not limited to, Freund's (complete and incomplete) adjuvant, mineral gels such as aluminum hydroxide, surface active substances such as lysolecithin, pluronic polyols, polyanions, peptides, oil emulsions, keyhole limpet hemocyanins, dinitrophenol, and potentially useful adjuvants for humans such as BCG (*Bacille Calmette-Guerin*) and *Corynebacterium parvum*. Such adjuvants are also well known in the art.

[0144] Monoclonal antibodies can be prepared using a wide variety of techniques known in the art including the use of hybridoma, recombinant, and phage display technologies, or a combination thereof. For example, monoclonal antibodies can be produced using hybridoma techniques including those known in the art and taught, for example, in Harlow et al., *Antibodies: A Laboratory Manual*, (Cold Spring Harbor Laboratory Press, 2nd ed. 1988); Hammerling et al., in: *Monoclonal Antibodies and T-Cell Hybridomas*, pp.563-681 (Elsevier, N.Y., 1981) (both of which are incorporated herein by reference in their entireties). The term "monoclonal antibody" as used herein is not limited to antibodies produced through hybridoma technology. The term "monoclonal antibody" refers to an antibody that is derived from a single clone, including any eukaryotic, prokaryotic, or phage clone, and not the method by which it is produced.

[0145] Methods for producing and screening for specific antibodies using hybridoma technology are routine and well known in the art. In a non-limiting example, mice can be immunized with an antigen of interest or a cell expressing such an antigen. Once an immune response is detected, e.g., antibodies specific for the antigen are detected in the mouse serum, the mouse spleen is harvested and splenocytes isolated. The splenocytes are then fused by well known techniques to any suitable myeloma cells. Hybridomas are selected and cloned by limiting dilution. The hybridoma clones are then assayed by methods known in the art for cells that secrete antibodies capable of binding the antigen. Ascites fluid, which generally contains high levels of antibodies, can be generated by inoculating mice intraperitoneally with positive hybridoma clones.

[0146] Antibody fragments which recognize specific epitopes may be generated by known techniques. For example, Fab and F(ab')₂ fragments may be produced by proteolytic cleavage of immunoglobulin molecules, using enzymes such as papain (to produce Fab fragments) or pepsin (to produce F(ab')₂ fragments). F(ab')₂ fragments contain the complete light chain, and the variable region, the CH1 region and the hinge region of the heavy chain.

[0147] The antibodies of the invention or fragments thereof can be also produced by any method known in the art for the synthesis of antibodies, in particular, by chemical synthesis or preferably, by recombinant expression techniques.

[0148] The nucleotide sequence encoding an antibody may be obtained from any information available to those skilled in the art (i.e., from Genbank, the literature, or by routine cloning and sequence analysis). If a clone containing a nucleic acid encoding a particular antibody or an epitope-

binding fragment thereof is not available, but the sequence of the antibody molecule or epitope-binding fragment thereof is known, a nucleic acid encoding the immunoglobulin may be chemically synthesized or obtained from a suitable source (e.g., an antibody cDNA library, or a cDNA library generated from, or nucleic acid, preferably poly A+ RNA, isolated from any tissue or cells expressing the antibody, such as hybridoma cells selected to express an antibody) by PCR amplification using synthetic primers hybridizable to the 3' and 5' ends of the sequence or by cloning using an oligonucleotide probe specific for the particular gene sequence to identify, e.g., a cDNA clone from a cDNA library that encodes the antibody. Amplified nucleic acids generated by PCR may then be cloned into replicable cloning vectors using any method well known in the art.

[0149] Once the nucleotide sequence of the antibody is determined, the nucleotide sequence of the antibody may be manipulated using methods well known in the art for the manipulation of nucleotide sequences, e.g., recombinant DNA techniques, site directed mutagenesis, PCR, etc. (see, for example, the techniques described in Sambrook et al., supra; and Ausubel et al., eds., 1998, *Current Protocols in Molecular Biology*, John Wiley & Sons, NY, which are both incorporated by reference herein in their entirety), to generate antibodies having a different amino acid sequence by, for example, introducing amino acid substitutions, deletions, and/or insertions into the epitope-binding domain regions of the antibodies or any portion of antibodies which may enhance or reduce biological activities of the antibodies.

[0150] Recombinant expression of an antibody requires construction of an expression vector containing a nucleotide sequence that encodes the antibody. Once a nucleotide sequence encoding an antibody molecule or a heavy or light chain of an antibody, or portion thereof has been obtained, the vector for the production of the antibody molecule may be produced by recombinant DNA technology using techniques well known in the art as discussed in the previous sections. Methods which are well known to those skilled in the art can be used to construct expression vectors containing antibody coding sequences and appropriate transcriptional and translational control signals. These methods include, for example, in vitro recombinant DNA techniques, synthetic techniques, and in vivo genetic recombination. The nucleotide sequence encoding the heavy-chain variable region, light-chain variable region, both the heavy-chain and light-chain variable regions, an epitope-binding fragment of the heavy- and/or light-chain variable region, or one or more complementarity determining regions (CDRs) of an antibody may be cloned into such a vector for expression. Thus-prepared expression vector can be then introduced into appropriate host cells for the expression of the antibody. Accordingly, the invention includes host cells containing a polynucleotide encoding an antibody specific for the polypeptides of the invention or fragments thereof.

[0151] The host cell may be co-transfected with two expression vectors of the invention, the first vector encoding a heavy chain derived polypeptide and the second vector encoding a light chain derived polypeptide. The two vectors may contain identical selectable markers which enable equal expression of heavy and light chain polypeptides or different selectable markers to ensure maintenance of both plasmids.

Alternatively, a single vector may be used which encodes, and is capable of expressing, both heavy and light chain polypeptides. In such situations, the light chain should be placed before the heavy chain to avoid an excess of toxic free heavy chain (Proudfoot, 1986, *Nature* 322:52; and Kohler, 1980, *Proc. Natl. Acad. Sci. U.S.A.* 77:2 197). The coding sequences for the heavy and light chains may comprise cDNA or genomic DNA.

[0152] In another embodiment, antibodies can also be generated using various phage display methods known in the art. In phage display methods, functional antibody domains are displayed on the surface of phage particles which carry the polynucleotide sequences encoding them. In a particular embodiment, such phage can be utilized to display antigen binding domains, such as Fab and Fv or disulfide-bond stabilized Fv, expressed from a repertoire or combinatorial antibody library (e.g., human or murine). Phage expressing an antigen binding domain that binds the antigen of interest can be selected or identified with antigen, e.g., using labeled antigen or antigen bound or captured to a solid surface or bead. Phage used in these methods are typically filamentous phage, including fd and M13. The antigen binding domains are expressed as a recombinantly fused protein to either the phage gene III or gene VIII protein. Examples of phage display methods that can be used to make the immunoglobulins, or fragments thereof, of the present invention include those disclosed in Brinkman et al., 1995, *J. Immunol. Methods* 182:41-50; Ames et al., 1995, *J. Immunol. Methods* 184:177-186; Kettleborough et al., 1994, *Eur. J. Immunol.* 24:952-958; Persic et al., 1997, *Gene* 187:9-18; Burton et al., 1994, *Advances in Immunology* 57:191-280; PCT application No. PCT/GB91/01134; PCT publications WO 90/02809; WO 91/10737; WO 92/01047; WO 92/18619; WO 93/11236; WO 95/15982; WO 95/20401; and U.S. Pat. Nos. 5,698,426; 5,223,409; 5,403,484; 5,580,717; 5,427,908; 5,750,753; 5,821,047; 5,571,698; 5,427,908; 5,516,637; 5,780,225; 5,658,727; 5,733,743 and 5,969,108; each of which is incorporated herein by reference in its entirety.

[0153] As described in the above references, after phage selection, the antibody coding regions from the phage can be isolated and used to generate whole antibodies, including human antibodies, or any other desired fragments, and expressed in any desired host, including mammalian cells, insect cells, plant cells, yeast, and bacteria, e.g., as described in detail below. For example, techniques to recombinantly produce Fab, Fab' and F(ab)₂ fragments can also be employed using methods known in the art such as those disclosed in PCT publication WO 92/22324; Mullinax et al., 1992, *BioTechniques*, 12(6):864-869; and Sawai et al., *AJRI*, 34:26-34, 1995; and Better et al., 1988, *Science* 240:1041-1043 (each of which is incorporated herein by reference in its entirety). Examples of techniques which can be used to produce single-chain Fvs and antibodies include those described in U.S. Pat. Nos. 4,946,778 and 5,258,498; Huston et al., 1991, *Methods in Enzymology* 203:46-88; Shu et al., 1993, *PNAS* 90:7995-7999; and Skerra et al., 1988, *Science*, 240:1038-1040.

[0154] Once an antibody molecule of the invention has been produced by any methods described above, it may then be purified by any method known in the art for purification of an immunoglobulin molecule, for example, by chromatography (e.g., ion exchange, affinity, particularly by affinity for the specific antigen after Protein A or Protein G purifi-

cation, and sizing column chromatography), centrifugation, differential solubility, or by any other standard techniques for the purification of proteins. Further, the antibodies of the present invention or fragments thereof may be fused to heterologous polypeptide sequences described herein or otherwise known in the art to facilitate purification.

[0155] For some uses, including in vivo use of antibodies in humans and in vitro detection assays, it may be preferable to use chimeric, humanized, or human antibodies. A chimeric antibody is a molecule in which different portions of the antibody are derived from different animal species, such as antibodies having a variable region derived from a murine monoclonal antibody and a constant region derived from a human immunoglobulin. Methods for producing chimeric antibodies are known in the art. See e.g., Morrison, 1985, *Science*, 229:1202; Oi et al., 1986, *BioTechniques* 4:214; Gillies et al., 1989, *J. Immunol. Methods* 125:191-202; U.S. Pat. Nos. 5,807,715; 4,816,567; and 4,816,397, which are incorporated herein by reference in their entireties. Humanized antibodies are antibody molecules from non-human species that bind the desired antigen having one or more complementarity determining regions (CDRs) from the non-human species and framework regions from a human immunoglobulin molecule. Often, framework residues in the human framework regions will be substituted with the corresponding residue from the CDR donor antibody to alter, preferably improve, antigen binding. These framework substitutions are identified by methods well known in the art, e.g., by modeling of the interactions of the CDR and framework residues to identify framework residues important for antigen binding and sequence comparison to identify unusual framework residues at particular positions. See, e.g., Queen et al., U.S. Pat. No. 5,585,089; Riechmann et al., 1988, *Nature* 332:323, which are incorporated herein by reference in their entireties. Antibodies can be humanized using a variety of techniques known in the art including, for example, CDR-grafting (EP 239,400; PCT publication WO 91/09967; U.S. Pat. Nos. 5,225,539; 5,530,101 and 5,585,089), veneering or resurfacing (EP 592,106; EP 519,596; Padlan, 1991, *Molecular Immunology* 28(4/5):489-498; Studnicka et al., 1994, *Protein Engineering* 7(6):805-814; Roguska et al., 1994, *Proc Natl. Acad. Sci. U.S.A.* 91:969-973), and chain shuffling (U.S. Pat. No. 5,565,332), all of which are hereby incorporated by reference in their entireties.

[0156] Completely human antibodies are particularly desirable for therapeutic treatment of human patients. Human antibodies can be made by a variety of methods known in the art including phage display methods described above using antibody libraries derived from human immunoglobulin sequences. See U.S. Pat. Nos. 4,444,887 and 4,716,111; and PCT publications WO 98/46645; WO 98/50433; WO 98/24893; WO 98/16654; WO 96/34096; WO 96/33735; and WO 91/10741, each of which is incorporated herein by reference in its entirety.

[0157] Human antibodies can also be produced using transgenic mice which are incapable of expressing functional endogenous immunoglobulins, but which can express human immunoglobulin genes. For an overview of this technology for producing human antibodies, see Lonberg and Huszar, 1995, *Int. Rev. Immunol.* 13:65-93. For a detailed discussion of this technology for producing human antibodies and human monoclonal antibodies and protocols

for producing such antibodies, see, e.g., PCT publications WO 98/24893; WO 92/01047; WO 96/34096; WO 96/33735; European Patent No. 0 598 877; U.S. Pat. Nos. 5,413,923; 5,625,126; 5,633,425; 5,569,825; 5,661,016; 5,545,806; 5,814,318; 5,885,793; 5,916,771; and 5,939,598, which are incorporated by reference herein in their entireties. In addition, companies such as Abgenix, Inc. (Fremont, Calif.), Medarex (NJ) and Genpharm (San Jose, Calif.) can be engaged to provide human antibodies directed against a selected antigen using technology similar to that described above.

[0158] Completely human antibodies which recognize a selected epitope can be generated using a technique referred to as "guided selection." In this approach a selected non-human monoclonal antibody, e.g., a mouse antibody, is used to guide the selection of a completely human antibody recognizing the same epitope. (Jespers et al., 1988, *Bio/technology* 12:899-903).

[0159] Antibodies fused or conjugated to heterologous polypeptides may be used in in vitro immunoassays and in purification methods (e.g., affinity chromatography) well known in the art. See e.g., PCT publication Number WO 93/21232; EP 439,095; Naramura et al., 1994, *Immunol. Lett.* 39:91-99; U.S. Pat. No. 5,474,981; Gillies et al., 1992, *PNAS* 89:1428-1432; and Fell et al., 1991, *J. Immunol.* 146:2446-2452, which are incorporated herein by reference in their entireties.

[0160] Antibodies may also be attached to solid supports, which are particularly useful for immunoassays or purification of the polypeptides of the invention or fragments, derivatives, analogs, or variants thereof, or similar molecules having the similar enzymatic activities as the polypeptide of the invention. Such solid supports include, but are not limited to, glass, cellulose, polyacrylamide, nylon, polystyrene, polyvinyl chloride or polypropylene.

[0161] 5.5. Pharmaceutical Compositions and Kits

[0162] The present invention encompasses pharmaceutical compositions comprising anti-viral agents of the present invention. In a specific embodiment, the anti-viral agent is an antibody which immunospecifically binds and neutralize the hSARS virus, natural or artificial variants, analogs, or derivatives thereof, or any proteins derived therefrom. The virus neutralizing antibody neutralizes the infectivity of the virus and protects an animal against disease when wild-type virus is subsequently administered to the animal.

[0163] In another specific embodiment, the anti-viral agent is a polypeptide or nucleic acid molecule of the invention. The pharmaceutical compositions have utility as an anti-viral prophylactic agent and may be administered to a subject where the subject has been exposed or is expected to be exposed to a virus.

[0164] Various delivery systems are known and can be used to administer the pharmaceutical composition of the invention, e.g., encapsulation in liposomes, microparticles, microcapsules, recombinant cells capable of expressing the mutant viruses, receptor mediated endocytosis (see, e.g., Wu and Wu, 1987, *J. Biol. Chem.* 262:4429 4432). Methods of introduction include but are not limited to intradermal, intramuscular, intraperitoneal, intravenous, subcutaneous, intranasal, epidural, scarification, and oral routes. The compounds may be administered by any convenient route, for

example by infusion or bolus injection, by absorption through epithelial or mucocutaneous linings (e.g., oral mucosa, rectal and intestinal mucosa, etc.) and may be administered together with other biologically active agents. Administration can be systemic or local. In a preferred embodiment, it may be desirable to introduce the pharmaceutical compositions of the invention into the lungs by any suitable route. Pulmonary administration can also be employed, e.g., by use of an inhaler or nebulizer, and formulation with an aerosolizing agent.

[0165] In a specific embodiment, it may be desirable to administer the pharmaceutical compositions of the invention locally to the area in need of treatment; this may be achieved by, for example, and not by way of limitation, local infusion during surgery, topical application, e.g., in conjunction with a wound dressing after surgery, by injection, by means of a catheter, by means of a suppository, or by means of an implant, said implant being of a porous, non porous, or gelatinous material, including membranes, such as sialastic membranes, or fibers. In one embodiment, administration can be by direct injection at the site (or former site) infected tissues.

[0166] In another embodiment, the pharmaceutical composition can be delivered in a vesicle, in particular a liposome (see Langer, 1990, *Science* 249:1527-1533; Treat et al., in *Liposomes in the Therapy of Infectious Disease and Cancer*, Lopez Berestein and Fidler (eds.), Liss, New York, pp.353-365 (1989); Lopez-Berestein, *ibid.*, pp.317-327; see generally *ibid.*).

[0167] In yet another embodiment, the pharmaceutical composition can be delivered in a controlled release system. In one embodiment, a pump may be used (see Langer, *supra*; Sefton, 1987, *CRC Crit. Ref Biomed. Eng.* 14:201; Buchwald et al., 1980, *Surgery* 88:507; and Saudek et al., 1989, *N. Engl. J. Med.* 321:574). In another embodiment, polymeric materials can be used (see *Medical Applications of Controlled Release*, Langer and Wise (eds.), CRC Pres., Boca Raton, Fla. (1974); *Controlled Drug Bioavailability, Drug Product Design and Performance*, Smolen and Ball (eds.), Wiley, New York (1984); Ranger and Peppas, 1983, *J Macromol. Sci. Rev. Macromol. Chem.* 23:61; see also Levy et al., 1985, *Science* 228:190; During et al., 1989, *Ann. Neurol.* 25:351; Howard et al., 1989, *J. Neurosurg.* 71:105). In yet another embodiment, a controlled release system can be placed in proximity of the composition's target, i.e., the lung, thus requiring only a fraction of the systemic dose (see, e.g., Goodson, in *Medical Applications of Controlled Release*, *supra*, vol. 2, pp. 115-138 (1984)).

[0168] Other controlled release systems are discussed in the review by Langer (1990, *sScience* 249:1527-1533).

[0169] The pharmaceutical compositions of the present invention comprise a therapeutically effective amount of a live attenuated, inactivated or killed hSARS virus, or recombinant or chimeric hSARS virus, and a pharmaceutically acceptable carrier. In a specific embodiment, the term "pharmaceutically acceptable" means approved by a regulatory agency of the Federal or a state government or listed in the U.S. Pharmacopeia or other generally recognized pharmacopeia for use in animals, and more particularly in humans. The term "carrier" refers to a diluent, adjuvant, excipient, or vehicle with which the pharmaceutical composition is administered. Such pharmaceutical carriers can be sterile

liquids, such as water and oils, including those of petroleum, animal, vegetable or synthetic origin, such as peanut oil, soybean oil, mineral oil, sesame oil and the like. Water is a preferred carrier when the pharmaceutical composition is administered intravenously. Saline solutions and aqueous dextrose and glycerol solutions can also be employed as liquid carriers, particularly for injectable solutions. Suitable pharmaceutical excipients include starch, glucose, lactose, sucrose, gelatin, malt, rice, flour, chalk, silica gel, sodium stearate, glycerol monostearate, talc, sodium chloride, dried skim milk, glycerol, propylene, glycol, water, ethanol and the like. The composition, if desired, can also contain minor amounts of wetting or emulsifying agents, or pH buffering agents. These compositions can take the form of solutions, suspensions, emulsion, tablets, pills, capsules, powders, sustained release formulations and the like. The composition can be formulated as a suppository, with traditional binders and carriers such as triglycerides. Oral formulation can include standard carriers such as pharmaceutical grades of mannitol, lactose, starch, magnesium stearate, sodium saccharine, cellulose, magnesium carbonate, etc. Examples of suitable pharmaceutical carriers are described in "Remington's Pharmaceutical Sciences" by E. W. Martin. The formulation should suit the mode of administration.

[0170] In a preferred embodiment, the composition is formulated in accordance with routine procedures as a pharmaceutical composition adapted for intravenous administration to human beings. Typically, compositions for intravenous administration are solutions in sterile isotonic aqueous buffer. Where necessary, the composition may also include a solubilizing agent and a local anesthetic such as lignocaine to ease pain at the site of the injection. Generally, the ingredients are supplied either separately or mixed together in unit dosage form, for example, as a dry lyophilized powder or water free concentrate in a hermetically sealed container such as an ampoule or sachette indicating the quantity of active agent. Where the composition is to be administered by infusion, it can be dispensed with an infusion bottle containing sterile pharmaceutical grade water or saline. Where the composition is administered by injection, an ampoule of sterile water for injection or saline can be provided so that the ingredients may be mixed prior to administration.

[0171] The pharmaceutical compositions of the invention can be formulated as neutral or salt forms. Pharmaceutically acceptable salts include those formed with free amino groups such as those derived from hydrochloric, phosphoric, acetic, oxalic, tartaric acids, etc., and those formed with free carboxyl groups such as those derived from sodium, potassium, ammonium, calcium, ferric hydroxides, isopropylamine, triethylamine, 2 ethylamino ethanol, histidine, procaine, etc.

[0172] The amount of the pharmaceutical composition of the invention which will be effective in the treatment of a particular disorder or condition will depend on the nature of the disorder or condition, and can be determined by standard clinical techniques. In addition, *in vitro* assays may optionally be employed to help identify optimal dosage ranges. The precise dose to be employed in the formulation will also depend on the route of administration, and the seriousness of the disease or disorder, and should be decided according to the judgment of the practitioner and each patient's circumstances. However, suitable dosage ranges for intravenous

administration are generally about 20 to 500 micrograms of active compound per kilogram body weight. Suitable dosage ranges for intranasal administration are generally about 0.01 pg/kg body weight to 1 mg/kg body weight. Effective doses may be extrapolated from dose response curves derived from in vitro or animal model test systems.

[0173] Suppositories generally contain active ingredient in the range of 0.5% to 10% by weight; oral formulations preferably contain 10% to 95% active ingredient.

[0174] The invention also provides a pharmaceutical pack or kit comprising one or more containers filled with one or more of the ingredients of the pharmaceutical compositions of the invention. Optionally associated with such container(s) can be a notice in the form prescribed by a governmental agency regulating the manufacture, use or sale of pharmaceuticals or biological products, which notice reflects approval by the agency of manufacture, use or sale for human administration. In a preferred embodiment, the kit contains an anti-viral agent of the invention, e.g., an antibody specific for the polypeptides encoded by a nucleic acid sequence of SEQ ID NO:1, 11, 13, 15, 2471, 2472, 2473, 2474, 2475 or 2476, or as shown in FIGS. 11 (SEQ ID NO:17-239, 241-736 or 738-1107) and 12 (SEQ ID NO:1109-1589, 1591-1964 or 1966-2470), or any hSARS epitope, or a polypeptide or protein of the present invention, or a nucleic acid molecule of the invention, alone or in combination with adjuvants, antivirals, antibiotics, analgesic, bronchodilators, or other pharmaceutically acceptable excipients.

[0175] The present invention further encompasses kits comprising a container containing a pharmaceutical composition of the present invention and instructions for use.

[0176] 5.6. Detection Assays

[0177] The present invention provides a method for detecting an antibody, which immunospecifically binds to the hSARS virus, in a biological sample, for example, cells, blood, serum, plasma, saliva, urine, stool, sputum, nasopharyngeal aspirates, and so forth, from a patient suffering from SARS. In a specific embodiment, the method comprising contacting the sample with the hSARS virus, for example, of deposit no. CCTCC-V200303, or having a genomic nucleic acid sequence of SEQ ID NO:15, directly immobilized on a substrate and detecting the virus-bound antibody directly or indirectly by a labeled heterologous anti-isotype antibody. In another specific embodiment, the sample is contacted with a host cell which is infected by the hSARS virus, for example, of deposit no. CCTCC-V200303, or having a genomic nucleic acid sequence of SEQ ID NO:15, and the bound antibody can be detected by immunofluorescent assay as described in Section 6.5, *infra*.

[0178] An exemplary method for detecting the presence or absence of a polypeptide or nucleic acid of the invention in a biological sample involves obtaining a biological sample from various sources and contacting the sample with a compound or an agent capable of detecting an epitope or nucleic acid (e.g., mRNA, genomic RNA) of the hSARS virus such that the presence of the hSARS virus is detected in the sample. A preferred agent for detecting hSARS mRNA or genomic RNA of the invention is a labeled nucleic acid probe capable of hybridizing to mRNA or genomic RNA encoding a polypeptide of the invention. The nucleic acid

probe can be, for example, a nucleic acid molecule comprising or consisting of the nucleic acid sequence of SEQ ID NO:1, 11, 13, 15, 16, 240, 737, 1108, 1590, 1965, 2471, 2472, 2473, 2474, 2475 or 2476, or a complement, analog, derivative, or fragment thereof, or a portion thereof, such as an oligonucleotide of at least 15, 20, 25, 30, 50, 100, 250, 500, 750, 1,000 or more contiguous nucleotides in length and sufficient to specifically hybridize under stringent conditions to an hSARS mRNA or genomic RNA.

[0179] In another preferred specific embodiment, the presence of hSARS virus is detected in the sample by an reverse transcription polymerase chain reaction (RT-PCR) using the primers that are constructed based on a partial nucleotide sequence of the genome of hSARS virus, for example, that of deposit accession no. CCTCC-V200303, or based on a nucleic acid sequence of SEQ ID NO:1, 11, 13, 15, 16, 240, 737, 1108, 1590 or 1965. In a non-limiting specific embodiment, preferred primers to be used in a RT-PCR method are: 5'-TACACACCTCAGC-GTTG-3' (SEQ ID NO:3) and 5'-CACGAACGTGACG-AAT-3' (SEQ ID NO:4), in the presence of 2.5 mM MgCl₂ and the thermal cycles are, for example, but not limited to, 94° C. for 8 min followed by 40 cycles of 94° C. for 1 min, 50° C. for 1 min, 72° C. for 1 min (also see Section 6.7, *infra*). In more preferred specific embodiment, the present invention provides a real-time quantitative PCR assay to detect the presence of hSARS virus in a biological sample by subjecting the cDNA obtained by reverse transcription of the extracted total RNA from the sample to PCR reactions using the specific primers, such as those having nucleic acid sequences of SEQ ID NOS:3 and 4, and a fluorescence dye, such as SYBR® Green I, which fluoresces when bound non-specifically to double-stranded DNA. In yet another preferred specific embodiment, the real-time quantitative PCR used in the present invention is a TaqMan® assay (see Section 5, *supra*). Specifically, the preferred primers to be used in a real-time quantitative PCR assay to detect the presence of hSARS virus in a biological sample, are those having nucleic acid sequences of SEQ ID NOS:2471 and 2472. In this case, the amplified product is detected by a TaqMan® probe, preferably having a nucleotide sequence of SEQ ID NO:2473. Another preferred primers to be used in a TaqMan® assay are those having nucleic acid sequences of SEQ ID NOS:2474 and 2475 and a preferred TaqMan® probe has a nucleotide sequence of SEQ ID NO:2476. The fluorescence signals from these reactions are captured at the end of extension steps as PCR product is generated over a range of the thermal cycles, thereby allowing the quantitative determination of the viral load in the sample based on an amplification plot (see Sections 6.7 and 6.8, *infra*).

[0180] In another preferred specific embodiment, the presence of hSARS virus is detected in the sample using fluorescent cDNA microarray technology. An inventory of cDNA probes derived from the hSARS virus, for example, of deposit no. CCTCC-V200303, or having a genomic nucleic acid sequence of SEQ ID NO:15, is prepared by reverse transcription and amplification using appropriate primers that are constructed based on, for example, a partial nucleotide sequence of the genome of said hSARS virus, or based on a nucleic acid sequence of SEQ ID NOS:1, 11, 13, 15, 16, 240, 737, 1108, 1590 or 1965. Thus-amplified products are then purified and immobilized onto a chip, for example, a poly-L-lysine coated glass plate as a cDNA microarray. A total RNA is extracted from a biological

sample and subjected to reverse transcription in the presence of fluorescence-labeled nucleotides. The labeled cDNA representing the mRNA in the sample is then contacted with the immobilized cDNA probes on the microarray and the fluorescence signals of the bound cDNA are detected and quantified. A variety of DNA microarray methods have been described, for example, in *Nucleic Acids Res.* 28(22):4552-7 (by Kane, M. D. et al., 2000); *Science* 2000 Sep. 8;289(5485): 1757-60 (by Taton, T. A. et al., 2000); and *Nature*, 405(6788):827-836 (by Lockhart, D. J. et al., 2000).

[0181] Another preferred agent for detecting hSARS virus is an antibody that specifically binds a polypeptide of the invention or any hSARS epitope, preferably an antibody with a detectable label. Antibodies can be polyclonal, or more preferably, monoclonal. An intact antibody, or a fragment thereof (e.g., Fab or F(ab')₂) can be used.

[0182] The term "labeled", with regard to the probe or antibody, is intended to encompass direct labeling of the probe or antibody by coupling (i.e., physically linking) a detectable substance to the probe or antibody, as well as indirect labeling of the probe or antibody by reactivity with another reagent that is directly labeled. Examples of indirect labeling include detection of a primary antibody using a fluorescently labeled secondary antibody and end-labeling of a DNA probe with biotin such that it can be detected with fluorescently labeled streptavidin. The detection method of the invention can be used to detect mRNA, protein (or any epitope), or genomic RNA in a sample in vitro as well as in vivo. For example, in vitro techniques for detection of mRNA include northern hybridizations, in situ hybridizations, RT-PCR, and RNase protection. In vitro techniques for detection of an epitope of hSARS virus include enzyme linked immunosorbent assays (ELISAs), Western blots, immunoprecipitations and immunofluorescence. In vitro techniques for detection of genomic RNA include northern hybridizations, RT-PCT, and RNase protection. Furthermore, in vivo techniques for detection of hSARS virus include introducing into a subject organism a labeled antibody directed against the polypeptide. For example, the antibody can be labeled with a radioactive marker whose presence and location in the subject organism can be detected by standard imaging techniques, including autoradiography.

[0183] In a specific embodiment, the methods further involve obtaining a control sample from a control subject, contacting the control sample with a compound or agent capable of detecting hSARS virus, e.g., a polypeptide of the invention or mRNA or genomic RNA encoding a polypeptide of the invention, such that the presence of hSARS virus or the polypeptide or mRNA or genomic RNA encoding the polypeptide is detected in the sample, and comparing the presence of hSARS virus or the polypeptide or mRNA or genomic RNA encoding the polypeptide in the control sample with the presence of hSARS virus, or the polypeptide or mRNA or genomic DNA encoding the polypeptide in the test sample.

[0184] In a specific embodiment, the invention provides a diagnostic kit comprising nucleic acid molecules which are suitable for use to detect the hSARS virus, natural or artificial variants, analogs, or derivatives thereof. In a specific embodiment, the nucleic acid molecules have the nucleic acid sequence of SEQ ID NOS:2471 and 2472. In

specific embodiments, the nucleic acid molecule has the nucleic acid sequence of SEQ ID NO:2473. In another specific embodiment, the nucleic acid molecules have the nucleic acid sequence of SEQ ID NOS:2474 and 2475. In specific embodiments, the nucleic acid molecule has the nucleic acid sequence of SEQ ID NO:2476.

[0185] The invention also encompasses kits for detecting the presence of hSARS virus or a polypeptide or nucleic acid of the invention in a test sample. The kit, for example, can comprise a labeled compound or agent capable of detecting hSARS virus or the polypeptide or a nucleic acid molecule encoding the polypeptide in a test sample and, in certain embodiments, a means for determining the amount of the polypeptide or mRNA in the sample (e.g., an antibody which binds the polypeptide or an oligonucleotide probe which binds to DNA or mRNA encoding the polypeptide). Kits can also include instructions for use.

[0186] For antibody-based kits, the kit can comprise, for example: (1) a first antibody (e.g., attached to a solid support) which binds to a polypeptide of the invention or an epitope of the hSARS virus; and, optionally, (2) a second, different antibody which binds to either the polypeptide or the first antibody and is conjugated to a detectable agent.

[0187] For oligonucleotide-based kits, the kit can comprise, for example: (1) an oligonucleotide, e.g., a detectably labeled oligonucleotide, which hybridizes to a nucleic acid sequence encoding a polypeptide of the invention or a sequence within the hSARS genome or (2) a pair of primers useful for amplifying a nucleic acid molecule containing an hSARS sequence. The kit can also comprise, e.g., a buffering agent, a preservative, or a protein stabilizing agent. The kit can also comprise components necessary for detecting the detectable agent (e.g., an enzyme or a substrate). The kit can also contain a control sample or a series of control samples which can be assayed and compared to the test sample contained. Each component of the kit is usually enclosed within an individual container and all of the various containers are within a single package along with instructions for use.

[0188] 5.7. Screening Assays

[0189] The invention provides methods for the identification of a compound that inhibits the ability of hSARS virus to infect a host or a host cell. In certain embodiments, the invention provides methods for the identification of a compound that reduces the ability of hSARS virus to replicate in a host or a host cell. Any technique well-known to the skilled artisan can be used to screen for a compound that would abolish or reduce the ability of hSARS virus to infect a host and/or to replicate in a host or a host cell.

[0190] In certain embodiments, the invention provides methods for the identification of a compound that inhibits the ability of hSARS virus to replicate in a mammal or a mammalian cell. More specifically, the invention provides methods for the identification of a compound that inhibits the ability of hSARS virus to infect a mammal or a mammalian cell. In certain embodiments, the invention provides methods for the identification of a compound that inhibits the ability of hSARS virus to replicate in a mammalian cell. In a specific embodiment, the mammalian cell is a human cell.

[0191] In another embodiment, a cell is contacted with a test compound and infected with the hSARS virus. In certain

embodiments, a control culture is infected with the hSARS virus in the absence of a test compound. The cell can be contacted with a test compound before, concurrently with, or subsequent to the infection with the hSARS virus. In a specific embodiment, the cell is a mammalian cell. In an even more specific embodiment, the cell is a human cell. In certain embodiments, the cell is incubated with the test compound for at least 1 minute, 5 minutes, 15 minutes, 30 minutes, 1 hour, 2 hours, 5 hours, 12 hours, or 1 day. The titer of the virus can be measured at any time during the assay. In certain embodiments, a time course of viral growth in the culture is determined. If the viral growth is inhibited or reduced in the presence of the test compound, the test compound is identified as being effective in inhibiting or reducing the growth or infection of the hSARS virus. In a specific embodiment, the compound that inhibits or reduces the growth of the hSARS virus is tested for its ability to inhibit or reduce the growth rate of other viruses and/or to test its specificity for the hSARS virus.

[0192] In one embodiment, a test compound is administered to a model animal and the model animal is infected with the hSARS virus. In certain embodiments, a control model animal is infected with the hSARS virus without the administration of a test compound. The test compound can be administered before, concurrently with, or subsequent to the infection with the hSARS virus. In a specific embodiment, the model animal is a mammal. In an even more specific embodiment, the model animal can be, but is not limited to, a cotton rat, a mouse, or a monkey. The titer of the virus in the model animal can be measured at any time during the assay. In certain embodiments, a time course of viral growth in the culture is determined. If the viral growth is inhibited or reduced in the presence of the test compound, the test compound is identified as being effective in inhibiting or reducing the growth or infection of the hSARS virus. In a specific embodiment, the compound that inhibits or reduces the growth of the hSARS virus in the model animal is tested for its ability to inhibit or reduce the growth rate of other viruses to test its specificity for the hSARS virus.

EXAMPLES

[0193] The following examples illustrate the isolation and identification of the novel hSARS virus. These examples should not be construed as limiting.

[0194] Methods and Results

[0195] As a general reference, Wiedbrauk D L & Johnston S L G (Manual of Clinical Virology, Raven Press, New York, 1993) was used.

[0196] 6.1. Clinical Subjects

[0197] The study included all 50 patients who fitted a modified World Health Organization (WHO) definition of SARS and were admitted to 2 acute regional hospitals in Hong Kong Special Administrative Region (HKSAR) between February 26 to Mar. 26, 2003 (WHO. Severe acute respiratory syndrome (SARS) 2000, *Weekly Epidemiol Rec.* 78:81-83). A lung biopsy from an additional patient, who had typical SARS and was admitted to a third hospital, was also included in the study. Briefly, the case definition for SARS was: (i) fever of 38° C. or more; (ii) cough or shortness of breath; (iii) new pulmonary infiltrates on chest radiograph; and (iv) either a history of exposure to a patient

with SARS or absence of response to empirical antimicrobial coverage for typical and atypical pneumonia (beta-lactams and macrolides, fluoroquinolones or tetracyclines).

[0198] Nasopharyngeal aspirates and serum samples were collected from all patients. Paired acute and convalescent sera and feces were available from some patients. Lung biopsy tissue from one patient was processed for a viral culture, RT-PCR, routine histopathological examination, and electron microscopy. Nasopharyngeal aspirates, feces and sera submitted for microbiological investigation of other diseases were included in the study under blinding and served as controls.

[0199] The medical records were reviewed retrospectively by the attending physicians and clinical microbiologists. Routine hematological, biochemical and microbiological examinations, including bacterial culture of blood and sputum, serological study and collection of nasopharyngeal aspirates for virological tests, were carried out.

[0200] 6.2. Cell Line

[0201] FRhK-4 (fetal rhesus monkey kidney) cells were maintained in minimal essential medium (MEM) with 1% fetal calf serum, 1% streptomycin and penicillin, 0.2% nystatin and 0.05% garamycin.

[0202] 6.3. Viral Infection

[0203] Two-hundred μ l of clinical (nasopharyngeal aspirates) samples from two patients (see the Result section, infra) in virus transport medium were used to infect FRhK-4 cells. The inoculated cells were incubated at 37° C. for 1 hour. One ml of MEM containing 1 μ g trypsin was then added to the culture and the infected cells were incubated in a 37° C. incubator supplied with 5% carbon dioxide. Cytopathic effects were observed in the infected cells after 2 to 4 days of incubation. The infected cells were passaged into new FRhK-4 cells and cytopathic effects were observed within 1 day after the inoculation.

[0204] The infected cells were tested by an immunofluorescent assay for influenza A, influenza B, respiratory syncytial virus, parainfluenza types 1, 2 and 3, adenovirus and human metapneumovirus (hMPV) and negative results were obtained for all cases. The infected cells were also tested by RT-PCR for influenza A and human metapneumovirus with negative results.

[0205] 6.4. Virus Morphology

[0206] The infected cells prepared as described above were harvested, pelleted by centrifugation and the cell pellets were processed for thin-section transmitted electron microscopic visualization. Viral particles were identified in the cells infected with both clinical specimens, but not in control cells which were not infected with the virus.

[0207] Virions isolated from the infected cells were about 70-100 nanometers (FIG. 2). Viral capsids were found predominantly within the vesicles of the golgi and endoplasmic reticulum and were not free in the cytoplasm. Virus particles were also found at the cell membrane.

[0208] One virus isolate was ultracentrifuged and the cell pellet was negatively stained using phosphotungstic acid. Virus particles characteristic of *Coronaviridae* were thus visualized. Since the human *Coronaviruses* hitherto recog-

nized are not known to cause a similar disease, the present inventors postulated that the virus isolates represent a novel virus that infects humans.

[0209] 6.5. Antibody Response

[0210] To further confirm that this novel virus is responsible for causing SARS in the infected patients, blood serum samples from the patients who were suffering from SARS were obtained and a neutralization test was performed. Typically diluted serum ($\times 50$, $\times 200$, $\times 800$ and $\times 1600$) was incubated with acetone-fixed FRhK-4 cells infected with hSARS virus at 37° C. for 45 minutes. The incubated cells were then washed with phosphate-buffered saline and stained with anti-human IgG-FITC conjugated antibody.

[0211] The cells were then washed and examined under a fluorescent microscope. In these experiments, positive signals were found in 8 patients who had SARS (FIG. 3), indicating that these patients had an IgG antibody response to this novel human respiratory virus of *Coronaviridae*. By contrast, no signal was detected in 4 negative-control paired sera. The serum titers of anti-hSARS antibodies of the tested patients are shown in Table 1.

TABLE 1

Name	Date	Lab No.	Anti-SARS
Patient A	25-Feb-03	S2728	<50
	6-Mar-03	S2728	1600
Patient B	26-Feb-03	S2441	50
	3-Mar-03	S2441	200
Patient C	4-Mar-03	S3279	200
	14-Mar-03	S3279	1600
Patient D	6-Mar-03	M41045	<50
	11-Mar-03	MB943703	800
Patient E	4-Mar-03	M38953	<50
	18-Mar-03	KWH03/3601	800
Control F	13-Feb-03	M27124	<50
	1-Mar-03	MB942968	<50
Patient G	3-Mar-03	M38685	<50
	7-Mar-03	KWH03/2900	Equivocal
Blinded samples:			
1a*	Acute		<50
1b	Convalescent		1600
2a*	Acute		50
2b	Convalescent		>1600
3a*	Acute		50
3b	Convalescent		>1600
4a*	Acute		<50
4b	Convalescent		<50
5a*	Acute		<50
5b	Convalescent		<50
6a*	Acute		<50
6b	Convalescent		<50

NB: *patients with SARS

[0212] These results indicated that this novel member of *Coronaviridae* is a key pathogen in SARS.

[0213] 6.6. Sequences of the hSARS Virus

[0214] Total RNA from infected or uninfected FRhK-4 cells was harvested two days 10 post-infection. One-hundred ng of purified RNA was reverse transcribed using Superscript® II reverse transcriptase (Invitrogen) in a 20 μ l reaction mixture containing 10 pg of a degenerated primer (5'-GCCGGAGCTCTGCAGAAATC-3'; SEQ ID NO:5; N=A, T, G or C) as recommended by the manu-

facturer. Reverse transcribed products were then purified by a QIAquick® PCR purification kit as instructed by the manufacturer and eluted in 30 μ l of 10 mM Tris-HCl, pH 8.0. Three μ l of purified cDNA products were added in a 25 μ l reaction mixture containing 2.5 μ l of 10 \times PCR buffer, 4 μ l of 25 mM MgCl₂, 0.5 μ l of 10 mM dNTP, 0.25 μ l of AmpliTaq Gold® DNA polymerase (Applied Biosystems), 2.5 μ Ci of [α -³²P]CTP (Amersham), 2 μ l of 10 μ M primer (5'-GCCGGAGCTCTGCAGAAATC-3', SEQ ID NO:6). Reactions were thermal cycled through the following profile: 94° C. for 8 min followed by 2 cycles of 94° C. for 1 min, 40° C. for 1 min, 72° C. for 2 min. This temperature profile was followed by 35 cycles of 94° C. for 1 min, 60° C. for 1 min, 72° C. for 1 min. 6 μ l of the PCR products were analyzed in a 5% denaturing polyacrylamide gel electrophoresis. Gel was exposed to X-ray film and the film was developed after an over-night exposure. Unique PCR products which were only identified in infected cell samples were isolated from the gel and eluted in a 50 μ l of 1 \times TE buffer. Eluted PCR products were then re-amplified in 25 μ l of reaction mixture containing 2.5 μ l of 10 \times PCR buffer, 4 μ l of 25 mM MgCl₂, 0.5 μ l of 10 mM dNTP, 0.25 μ l of AmpliTaq Gold® DNA polymerase (Applied Biosystems), 1 μ l of 10 μ M primer (5'-GCCGGAGCTCTGCAGAAATC-3', SEQ ID NO:6). Reaction mixtures were thermal cycled through the following profile: 94° C. for 8 min followed by 35 cycles of 94° C. for 1 min, 60° C. for 1 min, 72° C. for 1 min. PCR products were cloned using a TOPO TA Cloning® kit (Invitrogen) and ligated plasmids were transformed into TOP 10 *E. coli* competent cells (Invitrogen). PCR inserts were sequenced by a BigDye cycle sequencing kit as recommended by the manufacturer (Applied Biosystems) and sequencing products were analyzed by an automatic sequencer (Applied Biosystems, model number 3770). The obtained sequence (SEQ ID NO:1) is shown in FIG. 1. The deduced amino acid sequence from the obtained DNA sequence (SEQ ID NO:2) showed 57% homology to the polymerase protein of identified *Coronaviruses*.

[0215] Similarly, two other partial sequences (SEQ ID NOS:11 and 13) and deduced amino acid sequences (SEQ ID NOS:12 and 14, respectively) were obtained from the hSARS virus and are shown in FIGS. 8 (SEQ ID NOS:11 and 12) and 9 (SEQ ID NOS:13 and 14).

[0216] The entire genomic sequence of hSARS virus is shown in FIG. 10 (SEQ ID NO:15). The deduced amino acid sequences of SEQ ID NO:15 in all three frames are shown in FIG. 11 (DNA sequences shown in SEQ ID NOS:16, 240 and 737; for amino acid sequences, see SEQ ID NOS:17-239, 241-736 and 738-1107, respectively). The deduced amino acid sequences of the complement of SEQ ID NO:15 in all three frames are shown in FIG. 12 (DNA sequences shown in SEQ ID NOS:1108, 1590 and 1965; for amino acid sequences, see SEQ ID NOS:1109-1589, 1591-1964 and 1966-2470, respectively).

[0217] 6.7. Detection of the hSARS Virus in Nasopharyngeal Aspirates

[0218] First, the nasopharyngeal aspirates (NPA) were examined by rapid immunofluorescent antigen detection for influenza A and B, parainfluenza types 1, 2 and 3, respiratory syncytial virus and adenovirus (Chan K H, Maldeis N, Pope W, Yup A, Ozinskas A, Gill J, Seto WH, Shortridge K F, Peiris J S M. Evaluation of Directigen Fly A+B test for rapid

diagnosis of influenza A and B virus infections. *J Clin Microbiol.* 2002; 40: 1675-1680) and were cultured for conventional respiratory pathogens on Mardin Darby Canine Kidney, LLC-Mk2, RDE, Hep-2 and MRC-5 cells (Wiedbrauk D L, Johnston S L G. *Manual of clinical virology.* Raven Press, New York. 1993). Subsequently, fetal rhesus kidney (FRhk-4) and A-549 cells were added to the panel of cell lines used. Reverse transcription polymerase chain reaction (RT-PCR) was performed directly on the clinical specimen for influenza A (Fouchier R A, Bestebroer T M, Herfst S, Van Der Kemp L, Rimmelzwan G F, Osterhaus A D. Detection of influenza A virus from different species by PCR amplification of conserved sequences in the matrix gene. *J Clin Microbiol.* 2000; 38: 4096-101) and human metapneumovirus (HMPV). The primers used for HMPV were: for first round, 5'-AARGTSAATGCAT-CAGC-3' (SEQ ID NO: 7) and 5'-CAKATTTGCTTAT-GCTTTC-3' (SEQ ID NO:8); and nested primers: 5'-ACAC-CTGTTACAATACCAGC-3' (SEQ ID NO:9) and 5'-GACTTGAGTCCCAGCTCCA-3' (SEQ ID NO:10). The size of the nested PCR product was 201 bp. An ELISA for mycoplasma was used to screen cell cultures (Roche Diagnostics GmbH, Roche, Indianapolis, USA).

[0219] 6.7.1. RT-PCR Assay

[0220] Subsequent to culturing and genetic sequencing of the hSARS virus from two patients (see Section 6.6, supra), an RT-PCR was developed to detect the hSARS virus sequence from NPA samples. Total RNA from clinical samples was reverse transcribed using random hexamers and cDNA was amplified using primers 5'-TACACACCT-CAGC-GTTG-3' (SEQ ID NO:3) and 5'-CACGAACGT-GACGAAT-3' (SEQ ID NO:4), which are constructed based on the hSARS viral genome, in the presence of 2.5 mM MgCl₂ (94° C. for 8 min followed by 40 cycles of 94° C. for 1 min, 50° C. for 1 min, 72° C. for 1 min).

[0221] The summary of a typical RT-PCR protocol is as follows:

[0222] RNA extraction

[0223] RNA from 140 μ l of NPA samples is extracted by QIAquick® viral RNA extraction kit and is eluted in 50 μ l of elution buffer.

[0224] Reverse transcription

RNA	11.5 μ l
0.1 M DTT	2 μ l
5x buffer	4 μ l
10 mM dNTP	1 μ l
Superscript II, 200 U/ μ l (Invitrogen)	1 μ l
Random hexamers, 0.3 μ g/ μ l	0.5 μ l
Reaction condition:	42° C., 50 min
	94° C., 3 min
	4° C.

[0225] PCR

[0226] cDNA generated by random primers is amplified in a 50 μ l reaction as follows:

cDNA	2 μ l
10 mM dNTP	0.5 μ l
10x buffer	5 μ l
25 mM MgCl ₂	5 μ l
25 μ M Forward primer	0.5 μ l
25 μ M Reverse primer	0.5 μ l
AmpliTaq Gold® polymerase, 5 U/ μ l (Applied Biosystems)	0.25 μ l
Water	36.25 μ l

[0227] Thermal-cycle condition: 95° C., 10 min, followed by 40 cycles of 95° C., 1 min; 50° C. 1 min; 72° C., 1 min.

[0228] Primer Sequences

[0229] Primers were designed based on the RNA-dependent RNA polymerase encoding sequence (SEQ ID NO:1) of the hSARS virus.

Forward primer:
5' TACACACCTCAGCGTTG 3' (SEQ ID NO:3)

Reverse primer:
5' CACGAACGTGACGAAT 3' (SEQ ID NO:4)

[0230] Product (amplicon) size: 182 bps

[0231] Real-Time Quantitative PCR Assay

[0232] Total RNA from 140 μ l of nasopharyngeal aspirate (NPA) was extracted by QIAamp® virus RNA mini kit (Qiagen) as instructed by the manufacturer. Ten μ l of eluted RNA samples were reverse transcribed by 200 U of Superscript® II reverse transcriptase (Invitrogen) in a 20 μ l reaction mixture containing 0.15 μ g of random hexamers, 10 mmol/L DTT, and 0.5 mmol/L dNTP, as instructed. Complementary DNA was then amplified in a SYBR Green I fluorescence reaction (Roche) mixtures. Briefly, 20 μ l reaction mixtures containing 211 of cDNA, 3.5 mmol/L MgCl₂, 0.25 μ mol/L of forward primer (5'-TACACACCT-CAGCGTTG-3'; SEQ ID NO:3) and 0.25 μ mol/L reverse primer (5'-CACGAACGTGACGAAT-3'; SEQ ID NO:4) were thermal-cycled by a Light-Cycle® (Roche) with the PCR program, (95° C., 10 min followed by 50 cycles of 95° C. for 10 min; 57° C. for 5 secs; and 72° C. for 9 secs). Plasmids containing the target sequence were used as positive controls. Fluorescence signals from these reactions were captured at the end of extension step in each cycle. To determine the specificity of the assay, PCR products (184 base pairs) were subjected to a melting curve analysis at the end of the assay (65° C. to 95° C., 0.1° C. per second).

Clinical Results

[0233] Clinical Findings:

[0234] All 50 patients with SARS were ethnic Chinese. They represented 5 different epidemiologically linked clusters as well as additional sporadic cases fitting the case definition. They were hospitalized at a mean of 5 days after the onset of symptoms. The median age was 42 years (range of 23 to 74) and the female to male ratio was 1.3. Fourteen

(28%) were health care workers and five (10%) had a history of visit to a hospital experiencing a major outbreak of SARS. Thirteen (26%) patients had household contacts and 12 (24%) others had social contacts with patients with SARS. Four (8%) had a history of recent travel to mainland China.

[0235] The major complaints from most patients were fever (90%) and shortness of breath. Cough and myalgia were present in more than half the patients (Table 2). Upper respiratory tract symptoms such as rhinorrhea (24%) and sore throat (20%) were present in a minority of patients. Diarrhea (10%) and anorexia (10%) were also reported. At initial examination, auscultatory findings, such as crepitations and decreased air entry, were present in only 38% of patients. Dry cough was reported by 62% of patients. All patients had radiological evidence of consolidation, at the time of admission, involving 1 zone (in 36), 2 zones (13) and 3 zones (1).

TABLE 2

Clinical symptoms	Number (percentage)
Fever	50 (100%)
Chill or rigors	37 (74%)
Cough	31 (62%)
Myalgia	27 (54%)
Malaise	25 (50%)
Running nose	12 (24%)
Sore throat	10 (20%)
Shortness of breath	10 (20%)
Anorexia	10 (20%)
Diarrhea	5 (10%)
Headache	10 (20%)
Dizziness	6 (12%)

*Truncal maculopapular rash was noted in 1 patient.

[0236] In spite of the high fever, most patients (98%) had no evidence of a leukocytosis. Lymphopenia (68%), leucopenia (26%), thrombocytopenia (40%) and anemia (18%) were present in peripheral blood examination (Table 3). The levels of parenchymal liver enzyme, alanine aminotransferase (ALT) and muscle enzyme, creatinine kinase (CPK) were elevated in 34% and 26% of patients, respectively.

TABLE 3

Laboratory parameter	Mean (range)	Percentage of abnormal	Normal range
Haemoglobin	12.9 (8.9–15.9)		11.5–16.5 g/dl
Anaemia		9 (18%)	
White cell count	5.17 (1.1–11.4)		4–11 × 10 ⁹ /L
Leucopenia		13 (26%)	
Lymphocyte count	0.78 (0.3–1.5)		1.5–4.0 × 10 ⁹ /L
Significant lymphopenia (<1.0 × 10 ⁹ /L)		34 (68%)	
Platelet count	174 (88–351)		150–400 × 10 ⁹ /L
Thrombocytopenia		20 (40%)	
Alanine aminotransaminase (ALT)	63 (11–350)		6–53 U/L
Elevated ALT		17 (34%)	
Albumin	37 (26–50)		42–54 g/L
Low albumin		34 (68%)	
Globulin	33 (21–42)		24–36 g/L
Elevated globulin		10 (20%)	
Creatinine kinase	244 (31–1379)		34–138 U/L

TABLE 3-continued

Laboratory parameter	Mean (range)	Percentage of abnormal	Normal range
Elevated creatinine kinase		13 (26%)	

[0237] Routine microbiological investigations for known viruses and bacteria by culture, antigen detection, and PCR were negative in most cases. Blood culture was positive for *Escherichia coli* in a 74-year-old male patient, who was admitted to intensive care unit, and was attributed to hospital acquired urinary tract infection. *Klebsiella pneumoniae* and *Hemophilus influenzae* were isolated from the sputum specimens of 2 other patients on admission.

[0238] Oral levofloxacin 500 mg q24h was given in 9 patients and intravenous (1.2 g q8h)/oral (375 mg tid) amoxicillin-clavulanate and intravenous/oral clarithromycin 500 mg q12h were given in another 40 patients. Four patients were given oral oseltamivir 75 mg bid. In one patient, intravenous ceftriaxone 2 gm q24h, oral azithromycin 500 mg q24h, and oral amantadine 100 mg bid were given for empirical coverage of typical and atypical pneumonia.

[0239] Nineteen patients progressed to severe disease with oxygen desaturation and were required intensive care and ventilatory support. The mean number of days of deterioration from the onset of symptoms was 8.3 days. Intravenous ribavirin 8 mg/kg q8h and steroid was given in 49 patients at a mean day of 6.7 after onset of symptoms.

[0240] The risk factors associated with severe complicated disease requiring intensive care and ventilatory support were older age, lymphopenia, impaired ALT, and delayed initiation of ribavirin and steroid (Table 4). All the complicated cases were treated with ribavirin and steroid after admission to the intensive care unit whereas all the uncomplicated cases were started on ribavirin and steroid in the general ward. As expected, 31 uncomplicated cases recovered or improved whereas 8 complicated cases deteriorated with one death at the time of writing. All 50 patients were monitored for a mean of 12 days at the time of writing.

TABLE 4

	Complicated case (n = 19)	Uncomplicated case (n = 31)	P value
Mean (SD) age (range)	49.5 ± 12.7	39.0 ± 10.7	P < 0.01
Male/Female ratio	8/11	14/17	N.S.
Underlying illness	5 [†]	1 [‡]	P < 0.05
Mode of contact			
Travel to China	1	3	N.S.
Health care worker	5	9	N.S.
Hospital visit	1	4	N.S.
Household contact	8	5	P < 0.05
Social contact	4	10	N.S.
Mean (SD) duration of symptoms to admission (days)	5.2 ± 2.0	4.7 ± 2.5	N.S.
Mean (SD) admission temperature (° C.)	38.8 ± 0.9	38.7 ± 0.8	N.S.

TABLE 4-continued

	Complicated case (n = 19)	Uncomplicated case (n = 31)	P value
Mean (SD) initial total peripheral WBC count ($\times 10^9/L$)	5.1 \pm 2.4	5.2 \pm 1.8	N.S.
Mean (SD) initial lymphocyte count ($\times 10^9/L$)	0.66 \pm 0.3	0.85 \pm 0.3	P < 0.05
Presence of thrombocytopenia ($<150 \times 10^9/L$)	8	12	N.S.
Impaired liver function test	11	6	P < 0.01
CXR changes (number of zone affected)	1.4	1.2	N.S.
Mean (SD) day of deterioration from the onset of symptoms §	8.3 \pm 2.6	Not applicable	
Mean (SD) day of initiation of Ribavirin & steroid from the onset of symptoms	7.7 \pm 2.9	5.7 \pm 2.6	P < 0.05
Initiation of ribavirin & steroid after deterioration	12	0	P < 0.001
Response to ribavirin & steroid Outcome	11	28	P < 0.05
Improved or recovered	10	31	P < 0.01
Not improving	8	0	P < 0.01

*Multi-variant analysis is not performed due to low number of cases;

†2 patients had diabetic mellitus, 1 had hypertrophic obstructive cardiomyopathy, had chronic active hepatitis B, and 1 had brain tumour;

‡1 patient had essential hypertension;

§ desaturation requiring intensive care support;

|| 1 died.

[0241] Two virus isolates, subsequently identified as a member of *Coronaviridae* (see below), were isolated from two patients. One was from an open lung biopsy tissue of a 53-year-old Hong Kong Chinese resident and the other from a nasopharyngeal aspirate of a 42 year-old female with good previous health. The 53-year old male had a history of 10-hour household contact with a Chinese visitor who came from Guangzhou and later died from SARS. Two days after this exposure, he presented with fever, malaise, myalgia, and headache. Crepitations were present over the right lower zone and there was a corresponding alveolar shadow on the chest radiograph. Hematological investigation revealed lymphopenia of $0.7 \times 10^9/L$ with normal total white cell and platelet counts. Both ALT (41 U/L) and CPK (405 U/L) were impaired. Despite a combination of oral azithromycin, amantadine, and intravenous ceftriaxone, there was increasing bilateral pulmonary infiltrates and progressive oxygen desaturation. Therefore, an open lung biopsy was performed 9 days after admission. Histopathological examination showed a mild interstitial inflammation with scattered alveolar pneumocytes showing cytomegaly, granular amphophilic cytoplasm and enlarged nuclei with prominent nucleoli. No cells showed inclusions typical of herpesvirus or adenovirus infection. The patient required ventilation and intensive care after the operative procedure. Empirical intravenous ribavirin and hydrocortisone were given. He succumbed 20 days after admission. In retrospect, coronavirus-like RNA was detected in his nasopharyngeal aspirate, lung biopsy and post-mortem lung. He had a significant rise in titer of antibodies against his own hSARS isolate from 1/200 to 1/1600.

[0242] The second patient from whom an hSARS virus was isolated, was a 42-year-old female with good past health. She had a history of traveling to Guangzhou in

mainland China for 2 days. She presented with fever and diarrhea 5 days after her return to Hong Kong. Physical examination showed crepitation over the right lower zone which had a corresponding alveolar shadow on the chest radiograph. Investigation revealed leucopenia ($2.7 \times 10^9/L$), lymphopenia ($0.6 \times 10^9/L$), and thrombocytopenia ($104 \times 10^9/L$). Despite the empirical antimicrobial coverage with amoxicillin-clavulanate, clarithromycin, and oseltamivir, she deteriorated 5 days after admission and required mechanical ventilation and intensive care for 5 days. She gradually improved without receiving treatment with ribavirin or steroid. Her nasopharyngeal aspirate was positive for the virus in the RT-PCR and she was seroconverted from antibody titre $<1/50$ to $1/1600$ against the hSARS isolate.

[0243] Virological Findings:

[0244] Viruses were isolated on FRhk-4 cells from the lung biopsy and nasopharyngeal aspirate respectively, of two patients described above. The initial cytopathic effect appeared between 2 and 4 days after inoculation, but on subsequent passage, cytopathic effect appeared in 24 hours. Both virus isolates did not react with the routine panel of reagents used to identify virus isolates including those for influenza A, B, parainfluenza types 1, 2, and 3, adenovirus and respiratory syncytial virus (DAKO, Glostrup, Denmark). They also failed to react in RT-PCR assays for influenza A and HMPV or in PCR assays for mycoplasma. The virus was ether sensitive, indicating that it was an enveloped virus. Electron microscopy of negatively stained (2% potassium phospho-tungstate, pH 7.0) cell culture extracts obtained by ultracentrifugation showed the presence of pleomorphic enveloped viral particles, of about 80-90 nm (ranging 70-130 nm) in diameter, whose surface morphology appeared comparable to members of *Coronaviridae* (FIG. 5A). Thin section electron microscopy of infected cells revealed virus particles of 55-90 nm diameter within the smooth-walled vesicles in the cytoplasm (FIGS. 5A and 5B). Virus particles were also seen at the cell surface. The overall findings were compatible with infections in the cells caused by viruses of *Coronaviridae*.

[0245] A thin section electron micrograph of the lung biopsy of the 53 year old male contained 60-90-nm viral particles in the cytoplasm of desquamated cells. These viral particles were similar in size and morphology to those observed in the cell-cultured virus isolate from both patients (FIG. 4).

[0246] The RT-PCR products generated in a random primer RT-PCR assay were analyzed and unique bands found in the virus infected specimen were cloned and sequenced. Of 30 clones examined, a clone containing 646 base pairs (SEQ ID NO:1) of unknown origin was identified. Sequence analysis of this DNA fragment suggested this sequence had a weak homology to viruses of the family of *Coronaviridae* (data not shown). Deducted amino acid sequence (215 amino acids, SEQ ID NO:2) from this unknown sequence, however, had the highest homology (57%) to the RNA polymerase of bovine coronavirus and murine hepatitis virus, confirming that this virus belongs to the family of *Coronaviridae*. Phylogenetic analysis of the protein sequences showed that this virus, though most closely related to the group II coronaviruses, was a distinct virus (FIGS. 5A and 5B).

[0247] Based on the 646 bp sequence of the isolate, specific primers for detecting the new virus was designed for

RT-PCR detection of this hSARS virus genome in clinical specimens. Of the 44 nasopharyngeal specimens available from the 50 SARS patients, 22 had evidence of hSARS RNA. Viral RNA was detectable in 10 of 18 fecal samples tested. The specificity of the RT-PCR reaction was confirmed by sequencing selected positive RT-PCR amplified products. None of the 40 nasopharyngeal and fecal specimens from patients with unrelated diseases were reactive in the RT-PCR assay.

[0248] To determine the dynamic range of real-time quantitative PCR, serial dilutions of plasmid DNA containing the target sequence were made and subjected to the real-time quantitative PCR assay. As shown in FIG. 7A, the assay was able to detect as little as 10 copies of the target sequence. By contrast, no signal was observed in the water control (FIG. 7A). Positive signals were observed in 23 out of 29 serologically confirmed SARS patients. In all of these positive cases, a unique PCR product ($T_m=82^\circ\text{C}$) corresponding to the signal from the positive control was observed (FIG. 7B, and data not shown). These results indicated this assay is highly specific to the target. The copy numbers of the target sequence in these reactions range from 4539 to less than 10. Thus, as high as 6.48×10^5 copies of this viral sequence could be found in 1 ml of NPA sample. In 5 of the above positive cases, it was possible to collect NPA samples before seroconversion. Viral RNA was detected in 3 of these samples, indicating that this assay can detect the virus even at the early onset of infection.

[0249] To further validate the specificity of this assay, NPA samples from healthy individuals ($n=11$) and patients who suffered from adenovirus ($n=11$), respiratory syncytial virus ($n=11$), human metapneumovirus ($n=11$), influenza A virus ($n=13$) or influenza B virus ($n=1$) infection were recruited as negative controls. All of these samples, except one, were negative in the assay. The false positive case was negative in a subsequence test. Taken together, including the initial false positive case, the real-time quantitative PCR assay has sensitivity of 79% and specificity of 98%.

[0250] Epidemiological data suggest that droplet transmission is one of the major route of transmission of this virus. The detection of live virus and the detection of high copies of viral sequence from NPA samples in the current study clearly support that cough and sneeze droplets from SARS patients might be the major source of this infectious agent. Interestingly, 2 out of 4 available stool samples from the SARS patients in this study were positive in the assay (data not shown). The detection of the virus in feces suggests that there might be other routes of transmission. It is relevant to note that a number of animal coronaviruses are spread via the fecal-oral route (McIntosh K., 1974, *Coronaviruses: a comparative review. Current Top Microbiol Immunol.* 63: 85-112). However, further studies are required to test whether the virus in feces is infectious or not.

[0251] Currently, apart from this hSARS virus, there are two known serogroups of human coronaviruses (229E and OC43) (Hruskova J. et al., 1990, Antibodies to human coronaviruses 229E and OC43 in the population of C. R., *Acta Virol.* 34:346-52). The primer sets used in the present assay do not have homology to the strain 229E. Due to the lack of available corresponding OC43 sequence in the Genebank, it is not known whether these primers would cross-react with this strain. However, sequence analyses of

available sequences in other regions of OC43 polymerase gene indicate that the novel human virus associated with SARS is genetically distinct from OC43. Furthermore, the primers used in this study do not have homology to any of the sequences from known coronaviruses. Thus, it is very unlikely that these primers would cross-react with the strain OC43.

[0252] Apart from the novel pathogen, metapneumovirus was reported to be identified in some of SARS patients (Center for Disease Control and Prevention, 2003, *Morbidity and Mortality Weekly Report* 52: 269-272). No evidence of metapneumovirus infection was detected in any of the patients in this study (data not shown), suggesting that the novel hSARS virus of the invention is the key player in the pathogenesis of SARS.

[0253] Immunofluorescent Antibody Detection:

[0254] Thirty-five of the 50 most recent serum samples from patients with SARS had evidence of antibodies to the hSARS virus (see FIG. 3). Of 27 patients from whom paired acute and convalescent sera were available, all were seroconverted or had >4 fold increase in antibody titer to the virus. Five other pairs of sera from additional SARS patients from clusters outside this study group were also tested to provide a wider sampling of SARS patients in the community and all of them were seroconverted. None of 80 sera from patients with respiratory or other diseases as well as none of 200 normal blood donors had detectable antibody.

[0255] When either seropositivity to HP-CV in a single serum or viral RNA detection in the NPA or stool are considered evidence of infection with the hSARS virus, 45 of the 50 patients had evidence of infection. Of the 5 patients without any virological evidence of *Coronaviridae* viral infection, only one of these patients had their sera tested >14 days after onset of clinical disease.

[0256] 6.8. A Quantitative TaqMan® Assay For hSARS Virus Detection

[0257] 6.8.1. Materials and Methods

[0258] Patients and Sample Collection

[0259] Stored clinical specimens from 50 patients fulfilling the clinical WHO case definition of SARS (<http://www.who.int/csr/sars/casedefinition/en/>) in whom the diagnosis was subsequently confirmed by seroconversion were used in this study. NPA samples were collected from days 1-3 of disease onset as described previously (Poon et al., 2003, *Clin. Chem.* 49:953-955). NPA samples from patients with unrelated diseases were recruited as controls.

[0260] RNA extraction and reverse transcription

[0261] RNA from clinical samples was extracted using the QIAamp® virus RNA mini kit (Qiagen) as instructed by the manufacturer. In the previous conventional RT-PCR assay, 140 μL of NPA was used for RNA extraction. In the revised RNA extraction protocol, 540 μL of NPA was used for RNA extraction. Extracted RNA was finally eluted in 30 μL of RNase-free water and stored at -20°C . Total RNA from clinical samples was then reverse transcribed using random hexamers.

[0262] Conventional PCR for SARS-CoV

[0263] Conventional PCR assay was performed as described in Section 6.7.1.

[0264] Real-time quantitative PCR assays for SARS-CoV A real-time quantitative PCR specific for the 1b region of the SARS-Cov was used in this study. Complementary DNA was amplified by a TaqMan® PCR Core Reagent kit in a 7000 Sequence Detection System (Applied Biosystems). Briefly, 4 μ l of cDNA was amplified in a 25 μ l reaction containing 0.625 U AmpliTaq Gold® polymerase (Applied Biosystems), 2.5 μ l of 10 \times TaqMan® buffer A, 0.2 mM of dNTPs, 5.5 mM of MgCl₂, 2.5 U of AmpErase® UNG, and 1 \times primers-probe mixture (Assays by Design, Applied Biosystems). The primer sequences were 5'-CAGAACGCTGTAGCTTCAAAAATCT-3' (SEQ ID NO:2471) and 5'-TCA-GAACCTGTGATGAATCAACAG-3' (SEQ ID NO:2472) and the probe was 5'-(FAM)TCTGCGTAGGCAATC-C(NFQ)-3' (SEQ ID NO:2473; FAM, 6-carboxyfluorescein; NFQ, nonfluorescent quencher). Reactions were first incubated at 50° C. for 2 min, followed by 95° C. for 10 min. Reaction were then thermal-cycled for 45 cycles (95° C. for 15 sec, 60° C. for 1 min). Plasmids containing the target sequences were used as positive controls.

[0265] 6.8.2. Results

[0266] A total of 50 NPA specimens isolated from serologically confirmed SARS patients collected during the first 3 days of illness were studied. Of these, 11 (22%) were positive in our previously reported conventional RT-PCR assay (See Section 6.7.1) (Table 5).

TABLE 5

Day of onset	Sample Size	Number of positives		
		Conventional RT-PCR assay	Conventional RT-PCR assay with a modified RNA extraction protocol*	Real-time RT-PCR assay with a modified RNA extraction protocol**
1	8	0 (0%)	2 (25%)	5 (63%)
2	16	3 (19%)	8 (50%)	14 (88%)
3	26	8 (31%)	12 (46%)	21 (81%)

*The overall detection rate of the assay is statistically different from that of the conventional RT-PCR assay (McNemar's test, $P < 0.001$).

**The overall detection rate of the assay is statistically different from that of the conventional RT-PCR assay with a modified RNA extraction protocol (McNemar's test, $P < 0.0001$).

[0267] We reasoned that the poor sensitivity of SARS-CoV RT-PCR detection in the early stage of the illness could be enhanced by increasing the initial extraction volume of the NPA sample from 140 to 560 μ l. Using this modified RNA extraction protocol, the sensitivity of the conventional RT-PCR assay doubled from 11/50 to 22/50 (Table 5). The overall detection rate of the modified RT-PCR protocol was statistically different from that of our first generation RT-PCR protocol (McNemar's test, $P < 0.001$, Table 5). Of 30 negative control samples, one false positive result was observed. With the RNA extraction modification, the sensitive and specificity of the conventional RT-PCR on specimens collected during the first 3 days of illness was 44.0% and 96.6%, respectively.

[0268] To further improve the detection of SARS-CoV in samples from early onset, we adopted a highly sensitive

real-time quantitative assay for SARS-CoV detection (FIG. 14). With the modified RNA extraction protocol, 40 out of 50 NPA samples were positive in the real-time assay (FIG. 15 and Table 5). The overall detection rate of the modified RT-PCR protocol was statistically different from the other two assays (McNemar's test, $P < 0.0001$, Table 5). In particular, 63% of the NPA samples isolated on day 1 of disease onset was positive in the real-time quantitative RT-PCR assay. By contrast, none of the specimens isolated on day 1 was positive in the conventional RT-PCR assay. For samples isolated on days 2-3, more than 81% of these samples was positive in the quantitative assay (Table 5). With the modified RNA extraction protocol and real-time PCR technology, the sensitivity and specificity of the quantitative assay towards early SARS samples were 80% and 100%, respectively.

[0269] The real-time assay also allowed one to quantitate the viral loads of these clinical specimens (1 copy/reaction = 27.8 copies/ml of a NPA sample). As shown in FIG. 16, the progression of the disease resulted in an increase of viral loads in NPA (open bars). In addition, we further examined the viral loads of clinical samples that were negative (N=39) in our first generation RT-PCR assay (FIG. 16, grey bars). As expected, the viral loads of these samples (grey bars) were much lower than the overall viral loads of the whole cohort (open bars).

[0270] 6.8.3. Discussion

[0271] Our objective of this study was to establish a highly sensitive RT-PCR assay for detecting SARS-CoV. In particular, we focused on detecting SARS-CoV RNA in samples isolated on days 1-3 of disease onset. Using our first generation conventional RT-PCR assay, only 22% of these samples were shown to have SARS-CoV RNA. In order to establish a more sensitive assay, we modified the RNA extraction method and adapted the quantitative technology in our current study. By increasing the initial volume for RNA extraction from 140 μ l to 540 μ l, the proportion of positive cases was increased to 44%. In addition, by further applying the real-time quantitative PCR technology in the revised assay, 80% of early SARS samples became positive. More importantly, the use of a 5' nuclease probe in the real-time quantitative assay can minimize the false positive rate due to an increase in signal specificity. Taken together, results from this study suggested that our revised RT-PCR assay allows the early and accurate diagnosis of SARS.

[0272] The quantitative result of our modified RT-PCR assay provided further information regarding the viral load of SARS-CoV in these clinical specimens. Our results indicated that the viral load increases as the disease progresses. Of those samples that were negative in the first generation RT-PCR assay, all contained very low amounts of viral RNA (FIGS. 15 and 16). This observation explained why most of these samples were negative using our first generation RT-PCR assay. Interestingly, for those specimens that were positive in the first generation assay, some had very high amounts of viral RNA (FIG. 16).

[0273] In summary, by increasing the initial sample volume for RNA extraction and utilizing real-time quantitative PCR technology, we established a sensitive and accurate RT-PCR assay for the prompt identification of SARS-CoV. It is expected that, with this rapid diagnostic method, a

prompt identification of this pathogen will facilitate the control of the disease and the institution of prompt treatment.

[0274] 6.9. Clinical observations and Discussion

[0275] The outbreak of SARS is unusual in a number of aspects, in particular, in the appearance of clusters of patients with pneumonia in health care workers and family contacts. In this series of patients with SARS, investigations for conventional pathogens of atypical pneumonia proved negative. However, a virus that belongs to the family *Coronaviridae* was isolated from the lung biopsy and nasopharyngeal aspirate obtained from two SARS patients, respectively. Phylogenetically, the virus was not closely related to any known human or animal coronavirus or torovirus. The present analysis is based on a 646 bp fragment (SEQ ID NO:1) of the polymerase gene, which indicates that the virus relates to antigenic group 2 of the coronaviruses along with murine hepatitis virus and bovine coronavirus. However, viruses of the *Coronaviridae* can undergo heterologous recombination within the virus family and genetic analysis of other parts of the genome needs to be carried out before the nature of this new virus is more conclusively defined (Holmes K V. *Coronaviruses*. Eds Knipe D M, Howley P M Fields Virology, 4th Edition, Lippincott Williams & Wilkins, Philadelphia, pp. 1187-1203). The biological, genetic and clinical data, taken together, indicate that the new virus is not one of the two known human coronaviruses.

[0276] The majority (90%) of patients with clinically defined SARS had either serological or RT-PCR evidence of infection by this virus. In contrast, neither antibody nor viral RNA was detectable in healthy controls. All 27 patients from whom acute and convalescent sera were available demonstrated rising antibody titers to hSARS virus, strengthening the contention that a recent infection with this virus is a necessary factor in the evolution of SARS. In addition, all five pairs of acute and convalescent sera tested from patients from other hospitals in Hong Kong also showed seroconversion to the virus. The five patients who has not shown serological or virological evidence of hSARS virus infection, need to have later convalescent sera tested to define if they are also seroconverted. However, the concordance of the hSARS virus with the clinical definition of SARS appears remarkable, given that clinical case definitions are never perfect.

[0277] No evidence of HMPV infection, either by RT-PCR or rising antibody titer against HMPV, was detected in any of these patients. No other pathogen was consistently detected in our group of patients with SARS. It is therefore highly likely that that this hSARS virus is either the cause of SARS or a necessary pre-requisite for disease progression. The issue of whether or not other microbial or other co-factors play a role in the progression of the disease remains to be investigated.

[0278] The family *Coronaviridae* includes the genus *Coronavirus* and *Torovirus*. They are enveloped RNA viruses which cause disease in humans and animals. The previously known human coronaviruses, types 229E and OC43, are the major causes of the common cold (Holmes K V. *Coronaviruses*. Eds Knipe D M, Howley P M Fields Virology, 4th Edition, Lippincott Williams & Wilkins, Philadelphia, pp.1187-1203). But, while they can occasionally cause pneumonia in older adults, neonates or immunocom-

promised patient (El-Sahly H M, Atmar R L, Glezen W P, Greenberg S B. Spectrum of clinical illness in hospitalized patients with "common cold" virus infections. *Clin Infect Dis*. 2000; 31: 96-100; and Foltz E J, Elkordy M A. Coronavirus pneumonia following autologous bone marrow transplantation for breast cancer. *Chest* 1999; 115: 901-905), coronaviruses have been reported to be an important cause of pneumonia in military recruits, accounting for up to 30% of cases in some studies (Wenzel R P, Hendley J O, Davies J A, Gwaltney J M, *Coronavirus* infections in military recruits: Three-year study with coronavirus strains OC43 and 229E. *Am Rev Respir Dis*. 1974; 109: 621-624). Human coronaviruses can infect neurons and viral RNA has been detected in the brain of patients with multiple sclerosis (Talbot P J, Cote G, Arbour N. Human coronavirus OC43 and 229E persistence in neural cell cultures and human brains. *Adv Exp Med Biol*.—in press). On the other hand, a number of animal coronaviruses (e.g. Porcine Transmissible Gastroenteritis Virus, Murine Hepatitis Virus, Avian Infectious Bronchitis Virus) cause respiratory, gastrointestinal, neurological or hepatic disease in their respective hosts (McIntosh K. *Coronaviruses: a comparative review*. *Current Top Microbiol Immunol*. 1974; 63: 85-112).

[0279] We describe for the first time the clinical presentation and complications of SARS. Less than 25% of patients with coronaviral pneumonia had upper respiratory tract symptoms. As expected in atypical pneumonia, both respiratory symptoms and positive auscultatory findings were very disproportional to the chest radiographic findings. Gastrointestinal symptoms were present in 10%. It is relevant that the virus RNA is detected in the stool sample of some patients and that coronaviruses have been associated with diarrhoea in animals and humans (Caul E O, Egglestone S I. Further studies on human enteric coronaviruses *Arch Virol*. 1977; 54: 107-17). The high incidence of deranged liver function, leucopenia, significant lymphopenia, thrombocytopenia and subsequent evolution into adult respiratory distress syndrome suggests a severe systemic inflammatory damage induced by this hSARS virus. Thus immuno-modulation by steroid may be important to complement the antiviral therapy by ribavirin. In this regard, it is pertinent that severe human disease associated with the avian influenza subtype H5N1, which is another virus that recently crossed from animals to humans, has also been postulated to have an immuno-pathological component (Cheung C Y, Poon L L M, Lau ASY et al. Induction of proinflammatory cytokines in human macrophages by influenza A (H5N1) viruses: a mechanism for the unusual severity of human disease. *Lancet* 2002; 360: 1831-1837). In common with H5N1 disease, patients with severe SARS are adults, are significantly more lymphopenic and have parameters of organ dysfunction beyond the respiratory tract (Table 4) (Yuen K Y, Chan P K S, Peiris J S M, et al. Clinical features and rapid viral diagnosis of human disease associated with avian influenza A H5N1 virus. *Lancet* 1998; 351: 467-471). It is important to note that a window of opportunity of around 8 days exists from the onset of symptoms to respiratory failure. Severe complicated cases are strongly

associated with both underlying disease and delayed use of ribavirin and steroid therapy. Following our clinical experience in the initial cases, this combination therapy was started very early in subsequent cases which were largely uncomplicated cases at the time of admission. The overall mortality at the time of writing is only 2% with this treatment regimen. There were still 8 out of 19 complicated cases who had not shown significant response. It is not possible to perform a detail analysis of the therapeutic response to this combination regimen due to the heterogeneous dosing and time of initiation of therapy.

[0280] Other factors associated with severe disease is acquisition of the disease through household contact which may be attributed to a higher dose or duration of viral exposure and the presence of underlying diseases.

[0281] The clinical description reported here pertains largely to the more severe cases admitted to hospitals. We presently have no data on the full clinical spectrum of the emerging *Coronaviridae* infection in the community or in an out-patient-setting. The availability of diagnostic tests as described here will help address these questions. In addition, it will allow questions pertaining to the period of virus shedding (and communicability) during convalescence, the presence of virus in other body fluids and excreta, and the presence of virus shedding during the incubation period to be addressed.

[0282] The epidemiological data at present appears to indicate that the virus is spread by droplets or by direct and indirect contact although airborne spread cannot be ruled out in some instances. The finding of infectious virus in the respiratory tract supports this contention. Preliminary evidence also suggests that the virus may be shed in the feces. However, it is important to note that detection of viral RNA does not prove that the virus is viable or transmissible. If viable virus is detectable in the feces, this would be a potentially additional route of transmission that needs to be considered. It is relevant to note that a number of animal coronaviruses are spread via the fecal-oral route (McIntosh K. Coronaviruses: a comparative review. *Current Top Microbiol Immunol.* 1974; 63: 85-112).

[0283] In conclusion, this report provides evidence that a virus in the *Coronaviridae* family is the etiological agent of

SARS. The present invention discloses a quantitative diagnostic assay that is rapid, sensitive and specific identification of the hSARS virus.

7. Deposit

[0284] A sample of isolated hSARS virus was deposited with China Center for Type Culture Collection (CCTCC) at Wuhan University, Wuhan 430072 in China on Apr. 2, 2003 in accordance with the Budapest Treaty on the Deposit of Microorganisms, and accorded accession No. CCTCC-V200303, which is incorporated herein by reference in its entirety.

8. Market Potential

[0285] The hSARS virus can now be grown on a large scale, which allows the development of various diagnostic tests as described hereinabove as well as the development of vaccines and antiviral agents that are effective in preventing, ameliorating or treating SARS. Given the severity of the disease and its rapid global spread, it is highly likely that significant demands for diagnostic tests, therapies and vaccines to battle against the disease, will arise on a global scale. In addition, this virus contains genetic information which is extremely important and valuable for clinical and scientific research applications.

9. Equivalents

[0286] Those skilled in the art will recognize, or be able to ascertain many equivalents to the specific embodiments of the invention described herein using no more than routine experimentation. Such equivalents are intended to be encompassed by the following claims.

[0287] All publications, patents and patent applications mentioned in this specification are incorporated herein by reference in their entireties into the specification to the same extent as if each individual publication, patent or patent application was specifically and individually indicated to be incorporated herein by reference in its entirety.

[0288] Citation or discussion of a reference herein shall not be construed as an admission that such is prior art to the present invention.

SEQUENCE LISTING

The patent application contains a lengthy "Sequence Listing" section. A copy of the "Sequence Listing" is available in electronic form from the USPTO web site (<http://seqdata.uspto.gov/sequence.html?DocID=20050009009>). An electronic copy of the "Sequence Listing" will also be available from the USPTO upon request and payment of the fee set forth in 37 CFR 1.19(b)(3).

What is claimed:

1. An isolated nucleic acid molecule consisting essentially of the nucleic acid sequence of SEQ ID NO:2471, 2472, or a complement thereof.

2. An isolated nucleic acid molecule consisting essentially of the nucleic acid sequence of SEQ ID NO:2474, 2475, or a complement thereof.

3. An isolated nucleic acid molecule consisting essentially of the nucleic acid sequence of SEQ ID NO:2473, 2476, or a complement thereof.

4. An isolated nucleic acid molecule which hybridizes under stringent conditions to a nucleic acid molecule having the nucleic acid sequence of SEQ ID NO:2471, 2472, 2473, 2474, 2475 or 2476, or a complement thereof.

5. An isolated polypeptide encoded by the nucleic acid molecule of claim 1.

6. An isolated polypeptide encoded by the nucleic acid molecule of claim 2.

7. An isolated polypeptide encoded by the nucleic acid molecule of claim 3.

8. An isolated polypeptide encoded by the nucleic acid molecule of claim 4.

9. An antibody or an antigen-binding fragment thereof which immunospecifically binds to a peptide encoded by the nucleic acid sequence of SEQ ID NO:2471, 2472 or 2473.

10. An antibody or an antigen-binding fragment thereof which immunospecifically binds to a peptide encoded by the nucleic acid sequence of SEQ ID NO:2474, 2475 or 2476.

11. A method for detecting the presence of the hSARS virus in a biological sample, said method comprising:

(a) amplifying a nucleic acid of the hSARS virus using primers having the nucleic acid sequence of SEQ ID NOS:2471 and/or 2472; and

(b) detecting in the nucleic acid using a probe having the nucleic acid sequence of SEQ ID NO:2473.

12. A method for detecting the presence of the hSARS virus in a biological sample, said method comprising:

(a) amplifying a nucleic acid of the hSARS virus using primers having the nucleic acid sequence of SEQ ID NOS:2474 and/or 2475; and

(b) detecting in the nucleic acid using a probe having the nucleic acid sequence of SEQ ID NO:2476.

13. A method for identifying a subject infected with the hSARS virus, said method comprising:

(a) obtaining total RNA from a biological sample obtained from the subject;

(b) reverse transcribing the total RNA to obtain cDNA; and

(c) subjecting the cDNA to PCR assay using a set of primers derived from a nucleotide sequence of the hSARS.

14. A method for identifying a subject infected with the hSARS virus, said method comprising:

(a) obtaining total RNA from a biological sample obtained from the subject

(b) reverse transcribing the total RNA to obtain cDNA; and

(c) subjecting the cDNA to PCR assay using a set of primers having the nucleic acid sequence of SEQ ID NOS:2471 and/or 2472.

15. The method of claim 14 further comprising (d) detecting a product of PCR assay with a probe.

16. The method of claim 15, wherein the probe is a nucleic acid molecule having the nucleotide sequence of SEQ ID NO:2473.

17. A method for identifying a subject infected with the hSARS virus, said method comprising:

(a) obtaining total RNA from a biological sample obtained from the subject

(b) reverse transcribing the total RNA to obtain cDNA; and

(c) subjecting the cDNA to PCR assay using a set of primers having the nucleic acid sequence of SEQ ID NOS:2474 and/or 2475.

18. The method of claim 17 further comprising (d) detecting a product of PCR assay with a probe.

19. The method of claim 18, wherein the probe is a nucleic acid molecule having the nucleotide sequence of SEQ ID NO:2476.

20. A kit comprising in one or more containers one or more isolated nucleic acid molecules comprising a nucleotide sequence selected from the group consisting of SEQ ID NO:2471, SEQ ID NO:2472, and SEQ ID NO:2473.

21. A kit comprising in one or more containers one or more isolated nucleic acid molecules comprising a nucleotide sequence selected from the group consisting of SEQ ID NO:2474, SEQ ID NO:2475, and SEQ ID NO:2476.

* * * * *