

(19) World Intellectual Property  
Organization  
International Bureau



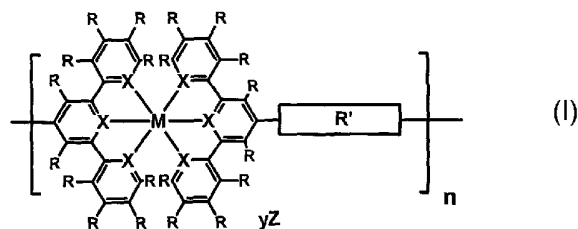
(43) International Publication Date  
21 May 2004 (21.05.2004)

PCT

(10) International Publication Number  
WO 2004/041913 A1

- (51) International Patent Classification<sup>7</sup>: C08G 79/00
- (21) International Application Number:  
PCT/CN2003/000891
- (22) International Filing Date: 23 October 2003 (23.10.2003)
- (25) Filing Language: English
- (26) Publication Language: English
- (30) Priority Data:  
10/290,120 6 November 2002 (06.11.2002) US
- (71) Applicant: THE UNIVERSITY OF HONG KONG  
[CN/CN]; G18, Eliot Hall, Pokfulam Road, Hong Kong (CN).
- (72) Inventors: CHE, Chiming; Flat 5, 5th Floor, Block A, Parkway Court, 4 Park Road, Hong Kong (CN). YU, Sze-chit; Room 3, 1/F, 31 Tung Sing Road, Aberdeen, Hong Kong (CN).
- (74) Agent: CHINA PATENT AGENT (H.K.) LTD.; 22/F, Great Eagle Centre, 23 Harbour Road, Wanchai, Hong Kong (CN).
- (81) Designated States (*national*): AE, AG, AL, AM, AT, AU, AZ, BA, BB, BG, BR, BY, BZ, CA, CH, CN, CO, CR, CU, CZ, DE, DK, DM, DZ, EC, EE, ES, FI, GB, GD, GE, GH, GM, HR, HU, ID, IL, IN, IS, JP, KE, KG, KP, KR, KZ, LC, LK, LR, LS, LT, LU, LV, MA, MD, MG, MK, MN, MW, MX, MZ, NO, NZ, OM, PH, PL, PT, RO, RU, SD, SE, SG, SK, SL, TJ, TM, TN, TR, TT, TZ, UA, UG, UZ, VN, YU, ZA, ZM, ZW.
- (84) Designated States (*regional*): ARIPO patent (GH, GM, KE, LS, MW, MZ, SD, SL, SZ, TZ, UG, ZM, ZW), Eurasian patent (AM, AZ, BY, KG, KZ, MD, RU, TJ, TM), European patent (AT, BE, BG, CH, CY, CZ, DE, DK, EE, ES, FI, FR, GB, GR, HU, IE, IT, LU, MC, NL, PT, RO, SE, SI, SK, TR), OAPI patent (BF, BJ, CF, CG, CI, CM, GA, GN, GQ, GW, ML, MR, NE, SN, TD, TG).
- Published:  
— with international search report
- For two-letter codes and other abbreviations, refer to the "Guidance Notes on Codes and Abbreviations" appearing at the beginning of each regular issue of the PCT Gazette.

(54) Title: ELECTROLUMINESCENT METALLO-SUPRAMOLECULES WITH TERPYRIDINE-BASED GROUPS



(57) Abstract: Highly fluorescent metallo-supramolecules based on terpyridine-based monomers and transition metals have been obtained. These robust supramolecules provide high quantum yields with emissions from violet to blue, green or yellow color. They have emerged as promising emitters for polymeric light-emitting diodes (PLEDs) due to desirable properties such as high luminance, high purity, low cost, and good thermal stabilities. The supramolecule has molecular structure represented by the formula I: (I) wherein M represents Group IB, IIB VIIA, VIIIA or lanthanide metals; R is independently in each occurrence and is selected from the group consisting of hydrogen, halogen, alkyl, substituted alkyl, aryl, substituted aryl, or recognized donor and acceptor groups; X is independently in each occurrence and is nitrogen or carbon atom; R' is selected from alkoxy, aryloxy, heteroaryloxy, alkyl, aryl, heteroaryl, alkyl ketone, aryl ketone, heteroaryl ketone, alkylester, arylester, heteroarylester, alkylamide, arylamide, heteroarylamide, alkylthio, arylthio, fluoroalkyl, fluoroaryl, amine, imide, carboxylate, sulfonyl, alkyleneoxy, polyalkyleneoxy, or combination thereof; n is an integer of 1 to 100,000; Z is a counter ion and is selected from the group of acetate, acetylacetonate, cyclohexanebutyrate, ethylhexanoate, halide, hexafluorophosphate, hexafluoroacetylacetonate, nitrate, perchlorate, phosphate, sulfate, tetrafluoroborate or fluoromethane sulfonate; y is an integer of 0 to 4.

WO 2004/041913 A1

# ELECTROLUMINESCENT METALLO-SUPRAMOLECULES WITH TERPYRIDINE-BASED GROUPS

## Field of the Invention

5

The present invention relates to highly fluorescent metallo-supramolecules, which show strong and different color emissions through variation of the moieties of the supramolecules, and which provide new sights into the design of efficient light-emitting polymers and devices for electroluminescence.

10

## Background

Products featuring organic and polymeric light-emitting devices (OLEDs and PLEDs) were first introduced into the market in 1999 and in 2002. Attracted by many advantages over LCD technology such as simple structure, thin-layer thickness, light-weight, wide viewing angle, low operating voltage, and possibility of producing large area display, over 100 manufacturers are engaged in the OLED and PLED development.

Organic materials including both small molecules and polymers have been employed to fabricate the devices. Developers of small molecules include Eastman Kodak Co., Idemitsu Kosan Co. Ltd., Sony Chemicals Corp., and Universal Display Corporation (UDC). Developers of polymers include Cambridge Display Technology (CDT), Dow Chemical Co., and Covion Organic Semiconductors GmbH.

Organic polymers provide considerable processing advantages over small molecules especially for the large area display. By using spin-coating or ink-jet printing method, the devices can be easily fabricated. However, blue-light PLEDs show some technical problems. These include design shortcoming, difficulties in purifying polymers, color purity problems, low efficiencies (maximum efficiency  $\sim 2.5$  cd/A) and short lifetime of devices ( $\sim 200$  hrs at 20 mA/cm<sup>2</sup> (lifetime to half brightness)).

Among the promising materials for use as emitting layers in PLEDs, poly(phenylene vinylene)

(PPV) (US 5,747,182) and PPV derivatives such as poly(2-methoxy-5-(2'-ethylhexyloxy-1,4-phenylenevinylene) (MEH-PPV) (US 5,401,827; US 6,284,435) have been disclosed. Other suitable materials include poly(*p*-phenylene) (PPP) and related derivatives (*Angew. Chem., Int. Ed.*, 37, 402, (1998); *Adv. Mater.*, 11, 895, (1999)), polythiophene and related derivatives  
5 (*Macromolecules*, 28, 7525, (1995)), polyquinoline and related derivatives (*Macromolecules*, 35, 382, (2002); *Macromolecules*, 34, 7315, (2001)), and polyfluorene (PFO) and related derivatives (WO 01/62822 A1; US 6,169,163; *Macromolecules*, 35, 6094, (2002)). Generally, PPV-based materials demonstrate high PL and EL efficiencies, and color turning properties. However, long-term stabilities of their EL devices are obstructed due to the photooxidative  
10 degradation. Poly(*p*-phenylene)s are relatively insoluble and infusible. Polythiophene and related derivatives have been shown to turn the electroluminescence from blue to near-infrared but generally have low quantum efficiencies. Polyfluorenes have liquid crystalline properties that lead to rapid degradation of device performance.

15 It is therefore desirable to develop a robust polymeric system which can provides new sights into the design of effective light-emitting polymers, and which can be use as a high performance emissive or host materials in electroluminescence devices.

2,2':6',2''-terpyridine (terpy) has received considerable attention as strong chelating agent to  
20 metal ions in recent years. In particular with transition metals, these metal-terpy polymers have been of great interest regarding their redox behaviors and photophysical properties.

Rehahn *et al.* reported rod-like ruthenium (II) coordination polymer via the reaction between ruthenium (III) trichloride and terpyridine-based monomer. The intrinsic viscosity of the high-  
25 molecular-weight polymer is of order of 300 mLg<sup>-1</sup>. Poly(*p*-phenylenevinylene) and polyimides which contain bis(2,2':6',2''-terpyridine) ruthenium (II) complexes in their main chains and poly(phenylenevinylene) incorporated with pendent ruthenium terpyridine complexes have been synthesized and characterized by Chan and co-workers (*Appl. Phys. Lett.*, 71, 2919, (1997); *Chem. Mater.*, 11, 1165, (1999); *Adv. Mater.*, 11, 455, (1999)). Vinyl  
30 substituted 2,2':6',2''-terpyridine and bifunctional ruthenium (II)-terpyridine complex polymers were prepared (*Macromol. Rapid Commun.*, 23, 411, (2002)).

The design and synthesis of terpyridine-based dendrimers has been another attractive field. Poly(amido amine) dendrimer with external terpyridine units and its iron (II) complexes have been reported (*Macromol. Rapid Commun.*, 20, 98, (1999)). Terpyridyl-pendent poly(amido amine) and bis(terpyridine) containing ligands with Fe<sup>2+</sup> or Co<sup>2+</sup> ions were prepared by Abruña  
5 *et al.* (*J. Phys. Chem. B*, 105, 8746, (2001)). Some metallocentric dendrimers and metallo-dendrimers have been disclosed by Constable *et al.* (*Chem. Commun.*, 1073, (1997)).

Besides, Khan *et al.* reported platinum (II) poly-yne which contain terpyridyl linker groups in their main chains (*J. Chem. Soc., Dalton Trans.*, 1358, (2002)). These polymeric materials  
10 exhibit decreasing stabilities with increasing number of pyridine units in their backbones. Optically active poly(L-lactide)s, end-capped with terpyridyl group, have been prepared by Schubert *et al.* (*Macromol. Rapid Commun.*, 22, 1358,(2001)). Under phase-transfer conditions, iron (II)-centered poly(L-lactide)s have been synthesized. Also, Schubert and co-workers have prepared zinc and cobalt metal containing copolymers with terpyridine segments  
15 of poly(ethylene oxide) and poly(oxytetramethylene). However, only UV-vis, GPC and NMR studies were reported. Perylene bisimide-based polymer bearing bis(terpyridine) groups were performed by Würthner *et al.* (*Chem. Commun.*, 1878, (2002)).

In this invention, polymers based on the metal-induced and self-assembling system were  
20 prepared by simple reactions between zinc ions and terpyridine-based monomers. The octahedral coordinating geometry of the metal complex leads to the formation of stable linkages along the polymer chains. These metallo-supramolecules with well-defined architectures provide strong emissions from violet to blue, green, or yellow color with high quantum efficiencies.

25

### **Summary of the invention**

The main objective of this invention is to prepare a metallo-supramolecule system and the use  
30 thereof in, for example, electroluminescent (EL) devices.

In one embodiment, the present invention is related to a molecule which acts as a tridentate ligand and forms stable complex by chelating a broad variety of transition metals.

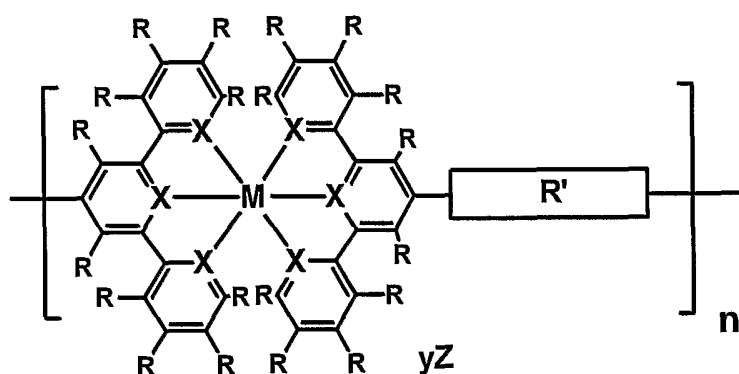
In one embodiment, the present invention is directed to a polymer composition comprising repeat units selected from the group of terpyridine-based moieties, and to processes for synthesis and using in, for example, polymeric light-emitting diodes (PLEDs).

5

In one embodiment, the metallo-supramolecules are composed of terpyridine-based monomers and transition metals.

In accordance with the present invention, a new class of metallo-supramolecule is prepared. The

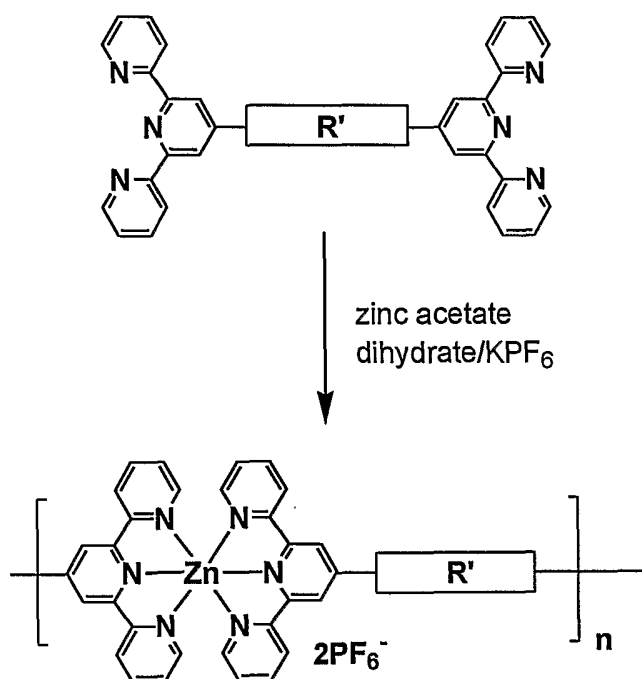
10 preferred embodiment of the supramolecule herein is:



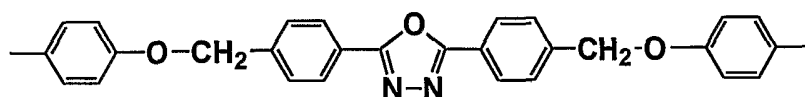
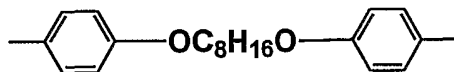
wherein M represents Group IB, IIB VIIA, VIIIA or lanthanide metals; R is independently in each occurrence and is selected from the group consisting of hydrogen, halogen, alkyl, substituted alkyl, aryl, substituted aryl, or recognized donor and acceptor groups; X is independently in each  
 15 occurrence and is nitrogen or carbon atom; R' is selected from alkoxy, aryloxy, heteroaryloxy, alkyl, aryl, heteroaryl, alkyl ketone, aryl ketone, heteroaryl ketone, alkylester, aryloxy, heteroaryloxy, alkylamide, arylamide, heteroarylamide, alkylthio, arylthio, fluoroalkyl, fluoroaryl, amine, imide, carboxylate, sulfonyl, alkyleneoxy, polyalkyleneoxy, or combination thereof; n is an integer of 1 to 100,000; Z is a counter ion and is selected  
 20 from the group of acetate, acetylacetonate, cyclohexanebutyrate, ethylhexanoate, halide, hexafluorophosphate, hexafluoroacetylacetonate, nitrate, perchlorate, phosphate, sulfate, tetrafluoroborate or fluoromethanesulfonate; y is an integer of 0 to 4

More particularly, the present invention, in embodiments, the supramolecules can be easily  
 25 prepared by reactions between the zinc ions and the terpyridine-based monomers in *N*-

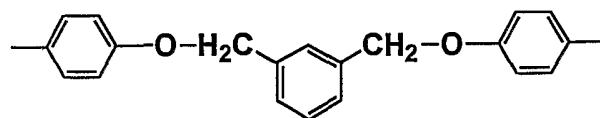
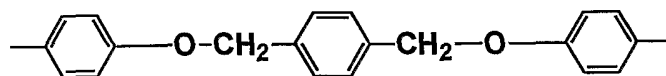
methylpyrrolidinone (NMP).



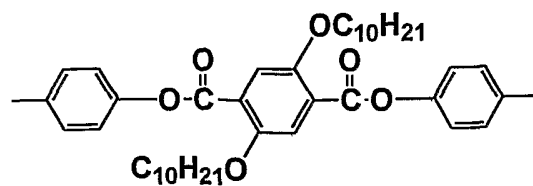
where  $R'$  is

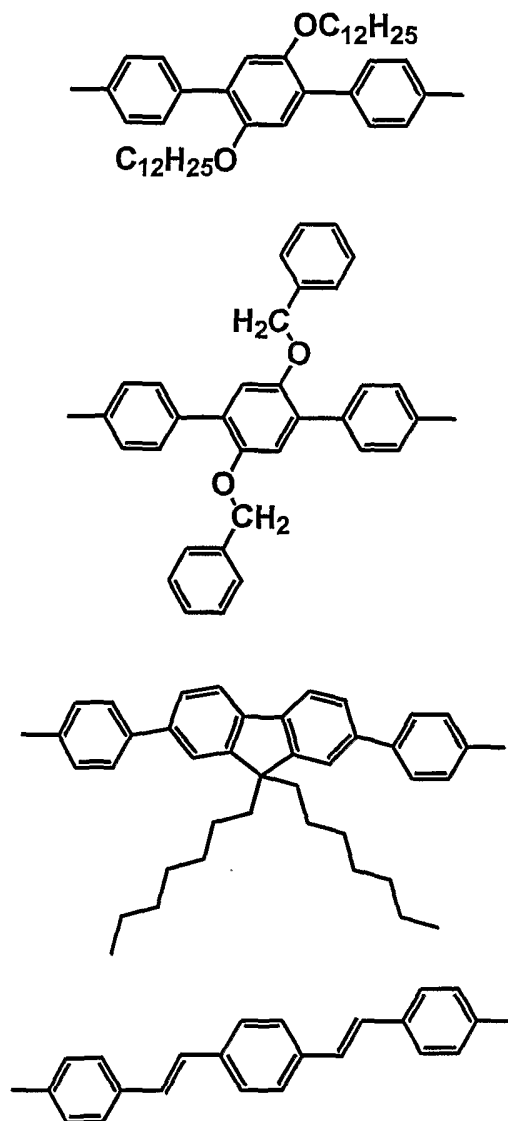


10



15





In another embodiment, each repeating unit of the supramolecules disposes in well geometrically controlled linear array. In one embodiment, by altering different R' or substituents on the R' of the supramolecules, the emission wavelength ranges from violet to blue, green or yellow and is dependent on the compositions of the polymers.

Specific embodiments of present invention are to demonstrate polymeric light-emitting diodes (PLEDs) comprising:

- 10 (a) a transparent hole-injecting anode layer
- (b) a transparent hole-transporting layer
- (c) an active emissive layer comprising a supramolecule and

(d) an electron-injecting cathode layer

wherein transparent hole-injecting anode layer is selected from the group of high work function metals or metal alloys; transparent hole-transporting layer is selected from the group of poly(aniline) (PANI) or poly(3,4-ethylenedioxythiophene)/(poly(styrenesulfonate) (PEDOT/PSS); active emissive layer is selected from the group of metallo-supramolecules which are disclosed in this invention; and electron-injecting cathode layer is selected from the group of metals with low work functions.

### **Brief Description of the Figures**

10

- Figure 1. Structures of terpyridine-based monomers **6a - 6e**
- Figure 2. Structures of terpyridine-based monomers **6f - 6i**
- Figure 3. Structures of terpyridine-based polymers **7a - 7d**
- Figure 4. Structures of terpyridine-based polymers **7e - 7i**
- 15 Figure 5. Structures of model compounds **5a** and **5b**
- Figure 6. TGA thermograms of model compound **5a** and polymers **7a** and **7h**
- Figure 7. UV-vis and PL spectra of polymer **7a**
- Figure 8. Emission spectra of polymer **7c** in DMAC and as spin-coated and casting films
- Figure 9. Emission spectra of polymers **7a**, **7f**, **7g**, and **7i** as spin-coated films
- 20 Figure 10. Emission spectra of polymer **7h** in DMAC and as spin-coated and casting films
- Figure 11. Schematic energy diagram for metallo-supramolecules
- Figure 12. Schematic diagram of PLED in the present invention
- Figure 13. Electroluminescent spectrum of device **A**
- Figure 14. Current density-voltage-luminance curves of device **A**
- 25 Figure 15. Electroluminescent spectrum of device **B**
- Figure 16. Current density-voltage-luminance curves of device **B**
- Table 1. Physical properties of polymers **7a** to **7i** and model compounds **5a** and **5b**
- Table 2. Photophysical properties of polymers **7a** to **7i** in DMAC and as thin-films and model compounds **5a** and **5b** in DMAC
- 30 Table 3. HOMO-LUMO energy levels and bandgaps of supramolecules and model compounds



### Detailed Description of the Invention

The inventions are generally related to syntheses, spectral characterization, photoluminescence, electroluminescence of the supramolecules and their applications in polymeric light-emitting devices (PLEDs). In this invention, two series of supramolecules have been designed. In one series, the spacer unit R' is based on flexible oxymethylene linkage (-OCH<sub>2</sub>-) along the main chain of the supramolecules. In the second series, the spacer is based on conjugated phenylene derivatives along the rigid backbone of the supramolecules.

10 The examples are set forth to aid in an understanding of the inventions but are not intended to, and should not be interpreted to, limit in any way the invention as set forth in the claims which follow thereafter.

The examples given illustrate the synthetic methods of model compounds **5a** and **5b**, monomers **6a**, **6f** and **6i**, and polymer **7h**. Model compounds **5a** and **5b** were synthesized according to a modified procedure described in the literature (*Polyhedron*, 17, 373, (1998)). By simple reactions between the zinc acetate dihydrate and the terpyridine-based monomers in *N*-methylpyrrolidinone (NMP), zinc metal ions were employed as assembling center to form polymers **7a** – **7i**.

20

#### EXAMPLE 1

Synthesis of model compound **5a** – zinc acetate dihydrate (1 mmol) and 4'-phenyl-2,2':6',2''-terpyridine (1 mmol) were heated at 100 °C in 10 mL *N*-methylpyrrolidinone (NMP) under a nitrogen atmosphere for 3 h. After filtration, excess potassium hexafluorophosphate (KPF<sub>6</sub>) was added into filtrate. The precipitate was washed with methanol and the solid was recrystallized with mixture of ethanol and CH<sub>3</sub>CN. Yield: 86 %. FABMS: *m/e* 685; C<sub>42</sub>H<sub>30</sub>N<sub>6</sub>Zn requires *m/e* 684.1. <sup>1</sup>H NMR (DMSO, δ, ppm): 9.38 (1H, s), 9.12 (4H, d, *J* = 8.0 Hz), 8.41 (4H, d, *J* = 7.1 Hz), 8.27 (4H, t, *J* = 7.5 Hz), 7.94 (4H, d, *J* = 4.2 Hz), 7.5 (6H, m), 7.48 (4H, t, *J* = 6.1 Hz). <sup>13</sup>C NMR (DMSO, δ, ppm): 155.1, 149.4, 147.7, 141.2, 135.7, 131.1, 129.8, 129.4, 128.1, 127.6, 123.5, 121.1.

30

**EXAMPLE 2**

Synthesis of model compound **5b** – Yield: 80 %. FABMS:  $m/e$  885;  $C_{54}H_{54}N_6O_2Zn$  requires  $m/e$  884.4.  $^1H$  NMR ( $CDCl_3$ ,  $\delta$ , ppm): 9.33 (4H, s), 9.14 (4H, d,  $J = 8.0$  Hz), 8.44 (4H, d,  $J = 8.5$  Hz), 8.27 (4H, t,  $J = 7.6$  Hz), 7.93 (4H, d,  $J = 4.7$  Hz), 7.48 (4H, dd,  $J = 12.6$  Hz,  $J = 5.6$  Hz), 7.29 (4H, d,  $J = 8.7$  Hz), 4.17 (4H, t,  $J = 6.6$  Hz), 1.81 (8H, m), 1.48 (4H, m), 0.92 (6H, t,  $J = 6.8$  Hz).  $^{13}C$  NMR ( $CDCl_3$ ,  $\delta$ , ppm): 161.9, 155.1, 149.8, 148.3, 141.7, 130.3, 128.1, 127.7, 123.9, 120.4, 115.8, 68.4, 31.5, 29.1, 25.7, 22.6, 14.4.

10

**EXAMPLE 3**

Synthesis of monomer **6a** – To a suspension of KOH (2.5 mmol) in 100 mL DMSO, 4'-(4-hydroxyphenyl)-2,2':6',2''-terpyridine (2.05 mmol) was added into the mixture. After stirring for 1 h at 90 °C, 1,8-dibromooctane (1.0 mmol) and KI (catalytic amount) were added. The resulting mixture was stirred for 24 h. The suspension was cooled to room temperature and poured into 500 mL water. The precipitate was filtered. The obtained solid was recrystallized from mixture of ethanol and acetone. Yield: 72 %. FABMS:  $m/e$  761;  $C_{50}H_{44}N_6O_2$  requires  $m/e$  760.9.  $^1H$  NMR ( $CDCl_3$ ,  $\delta$ , ppm): 8.71 (8H, m), 8.66 (6H, d,  $J = 8.0$  Hz), 7.86 (8H, m), 7.34 (4H, dt,  $J = 4.8$  Hz,  $J = 1.0$  Hz), 7.02 (4H, d,  $J = 8.8$  Hz), 4.04 (4H, t,  $J = 6.5$  Hz), 1.83 (4H, m), 1.50 (8H, m).  $^{13}C$  NMR ( $CDCl_3$ ,  $\delta$ , ppm): 156.4, 155.8, 149.8, 149.1, 136.8, 130.5, 128.5, 123.7, 121.3, 118.2, 118.1, 114.9, 68.1, 29.3, 29.2, 26.3.

20

**EXAMPLE 4**

Synthesis of monomer **6b** – Yield: 60 %. FABMS:  $m/e$  898;  $C_{58}H_{40}N_8O_3$  requires  $m/e$  897.0.  $^1H$  NMR ( $CDCl_3$ ,  $\delta$ , ppm): 8.72 (8H, m), 8.66 (4H, d,  $J = 8.0$  Hz), 8.19 (4H, d,  $J = 8.3$  Hz), 7.89 (8H, m), 7.65 (4H, d,  $J = 8.2$  Hz), 7.34 (4H, m), 7.13 (4H, d,  $J = 1.9$  Hz), 5.24 (4H, s).  $^{13}C$  NMR ( $CDCl_3$ ,  $\delta$ , ppm): 166.1, 161.1, 158.1, 157.6, 151.4, 150.8, 142.5, 138.6, 135.9, 133.2, 130.4, 129.6, 129.0, 125.5, 125.3, 123.1, 120.1, 117.0, 100.6, 71.2.

30

**EXAMPLE 5**

Synthesis of monomer **6c** – Yield: 58 %. FABMS:  $m/e$  753;  $C_{32}H_{36}N_6O_2$  requires  $m/e$  752.9.

$^1\text{H}$  NMR ( $\text{CDCl}_3$ ,  $\delta$ , ppm): 8.70 (8H, m), 8.65 (4H, d,  $J = 8.0$  Hz), 7.87 (8H, m), 7.59 (1H, s), 7.46 (3H, s), 7.33 (4H, m), 7.12 (4H, d,  $J = 8.0$  Hz), 5.18 (4H, s).  $^{13}\text{C}$  NMR ( $\text{CDCl}_3$ ,  $\delta$ , ppm): 156.4, 155.8, 149.1, 136.8, 131.1, 129.0, 128.6, 127.1, 126.5, 123.7, 121.3, 118.3, 115.3, 69.9.

5

**EXAMPLE 6**

Synthesis of monomer **6d** – Yield: 62 %. FABMS:  $m/e$  753;  $\text{C}_{52}\text{H}_{36}\text{N}_6\text{O}_2$  requires  $m/e$  752.9.

10

**EXAMPLE 7**

Synthesis of monomer **6e** – Yield: 52 %. FABMS:  $m/e$  1094;  $\text{C}_{70}\text{H}_{72}\text{N}_6\text{O}_6$  requires  $m/e$  1093.4.  $^1\text{H}$  NMR ( $\text{CDCl}_3$ ,  $\delta$ , ppm): 8.75 (4H, s), 8.73 (4H, d,  $J = 4.7$  Hz), 8.68 (4H, d,  $J = 8.0$  Hz), 8.00 (4H, d,  $J = 8.6$  Hz), 7.88 (4H, dt,  $J = 7.6$  Hz,  $J = 1.7$  Hz), 7.62 (2H, s), 7.38 (8H, m), 1.53 (14H, m), 1.22 (24H, m).  $^{13}\text{C}$  NMR ( $\text{CDCl}_3$ ,  $\delta$ , ppm): 156.1, 152.4, 149.2, 136.9, 128.5, 123.8, 122.2, 121.4, 118.8, 70.1, 31.9, 29.6, 29.3, 26.0.

15

**EXAMPLE 8**

Synthesis of monomer **6f** – 4'-(4-bromophenyl)-2,2':6',2''-terpyridine (2.05 mmol), 2,5-didodecyloxybenzene-1,4-diboronic acid (1 mmol), and  $[\text{Pd}(\text{PPh}_3)_4]$  (1 mol-%) were refluxed for 24 h in heterogeneous system of 25 mL toluene and 25 mL aqueous 1M  $\text{Na}_2\text{CO}_3$ . After the stirring, 100 mL water was added and the resulting mixture was extracted with  $\text{CHCl}_3$  (3 x 100 mL). The organic layers were dried with  $\text{Na}_2\text{SO}_4$  and removed under vacuum. The solid was recrystallized from a mixture of ethanol and chloroform (9:1; v/v). Yield: 80 %.

FABMS:  $m/e$  1062;  $\text{C}_{72}\text{H}_{80}\text{N}_6\text{O}_2$  requires  $m/e$  1061.4.  $^1\text{H}$  NMR ( $\text{CDCl}_3$ ,  $\delta$ , ppm): 8.83 (4H, s), 8.73 (4H, m), 8.69 (4H, d,  $J = 8.0$  Hz), 8.01 (4H, d,  $J = 8.3$  Hz), 7.90 (4H, dt,  $J = 7.7$  Hz,  $J = 1.1$  Hz), 7.79 (4H, d,  $J = 8.6$  Hz), 7.36 (4H, m), 7.09 (2H, s), 1.72 (4H, m), 1.17 (40H, m), 0.83 (6H, m).  $^{13}\text{C}$  NMR ( $\text{CDCl}_3$ ,  $\delta$ , ppm): 156.4, 156.0, 150.5, 150.0, 149.2, 139.3, 136.8, 130.1, 116.9, 123.8, 121.4, 118.8, 116.3, 69.9, 31.9, 29.7, 29.6, 29.4, 29.3, 26.1, 22.7, 14.1.

30

**EXAMPLE 9**

Synthesis of monomer **6g** – Yield: 70 %. FABMS:  $m/e$  954;  $\text{C}_{66}\text{H}_{44}\text{N}_6\text{O}_2$  requires  $m/e$  953.1.  $^1\text{H}$  NMR ( $\text{CDCl}_3$ ,  $\delta$ , ppm): 8.83 (4H, s), 8.77 (4H, dd,  $J = 1.7$  Hz,  $J = 0.9$  Hz), 8.69 (4H, m),

8.00 (4H, d,  $J = 8.4$  Hz), 7.90 (4H, dt,  $J = 7.7$  Hz,  $J = 1.8$  Hz), 7.77 (4H, d,  $J = 8.4$  Hz), 7.35 (4H, m), 5.10 (4H, s).  $^{13}\text{C}$  NMR ( $\text{CDCl}_3$ ,  $\delta$ , ppm): 156.4, 156.0, 150.3, 149.2, 136.8, 130.1, 128.5, 127.8, 127.2, 127.0, 123.8, 121.4, 118.8, 117.3, 71.8.

5

#### **EXAMPLE 10**

Synthesis of monomer **6h** – Yield: 73 %. FABMS:  $m/e$  1006;  $\text{C}_{71}\text{H}_{68}\text{N}_6$  requires  $m/e$  1005.4.  $^1\text{H}$  NMR (DMSO,  $\delta$ , ppm): 8.83 (4H, s), 8.76 (4H, m), 8.68 (4H, m), 8.05 (4H, m), 7.90 (4H, dt,  $J = 7.8$  Hz,  $J = 1.8$  Hz), 7.83 (6H, d,  $J = 8.2$  Hz), 7.70 (4H, m), 7.38 (4H, m), 2.11 (4H, m), 1.11 (18H, m), 0.80 (8H, m).  $^{13}\text{C}$  NMR (DMSO,  $\delta$ , ppm): 156.4, 156.1, 151.9, 149.8, 149.2, 142.4, 140.4, 139.4, 137.2, 136.9, 127.7, 127.7, 126.1, 123.8, 121.5, 121.4, 120.2, 118.7, 55.4, 40.4, 31.8, 30.0, 29.2, 23.9, 22.6, 14.0.

15

#### **EXAMPLE 11**

Synthesis of monomer **6i** – Divinylbenzene (1 mmol), 4'-(4-bromophenyl)-2,2':6',2''-terpyridine (2 mmol), palladium (II) acetate (5 mol-%), and tri-*o*-tolylphosphine (0.4 equiv.) were added to a 50 mL flask under nitrogen atmosphere. Anhydrous DMF was added via a syringe and the solution was stirred until all the solid had dissolved. Tri-*n*-butylamine (1 mL) was added and the solution was stirred at 100 °C for 5 days. The solution was poured into methanol. The solid was recrystallized from a mixture of ethanol and chloroform (8:2; v/v). Yield: 77 %. FABMS:  $m/e$  745;  $\text{C}_{52}\text{H}_{36}\text{N}_6$  requires  $m/e$  744.9.

25

#### **EXAMPLE 12**

Synthesis of polymer **7h** – To a monomer **6h** (0.1 mmol) in 50 mL *N*-methylpyrrolidinone (NMP) solution, zinc acetate dihydrate (0.1 mmol) in 5 mL NMP was added in dropwise at 105 °C. After stirring for 24 h under  $\text{N}_2$ , excess potassium hexafluorophosphate ( $\text{KPF}_6$ ) was added into hot solution. The resulting solution was poured into methanol and solid precipitated. Purification was performed by repetitive precipitation using DMAC and methanol. The resulting polymer was dried under vacuum at 80 °C for 24 h and collected as yellow solid. Yield: 80 %.

30

Compound	$\eta_{inh}^a$ (dL/g)	Yield <sup>b</sup> (%)	T <sub>d</sub> [°C] in N <sub>2</sub> <sup>c</sup>	T <sub>d</sub> [°C] in air <sup>c</sup>
5a	/	86	385	365
5b	/	80	360	331
7a	0.70	78	374	360
7b	0.68	69	354	348
7c	0.77	67	357	336
7d	0.54	74	358	349
7e	0.48	65	336	308
7f	1.10	75	424	403
7g	0.62	70	368	340
7h	1.21	80	433	410
7i	0.75	69	394	378

<sup>a</sup> Inherent viscosity measured in NMP at 30 ± 0.1 °C using Ubbelohde viscometer

<sup>b</sup> Yield after purification

<sup>c</sup> Decomposition temperature determined by TGA with heating rate at 20 °C/min

5 Table 1. Physical properties of polymers 7a to 7i and model compounds 5a and 5b

The physical properties of the supramolecules are summarized in table 1. The inherent viscosities of the supramolecules range from 0.48-1.21 dL/g as determined by Ubbelohde viscometer in NMP at 30 ± 0.1 °C. The thermal behavior of the supramolecules was measured by TGA and DSC. The thermograms are depicted in Figure 6. The onset decomposition temperatures (T<sub>d</sub>) of the supramolecules are from 336 (polymer 7e) to 433 °C (polymer 7h) under nitrogen atmosphere where 95 % of their mass is retained. In air, the decomposition temperatures are slightly lowered, and there are 15-25 % residues left after being heated to 800 °C. No clear phase transition is observed in DSC scans up to 300 °C. This evidence reveals that the glass transition temperatures of the supramolecules are extremely high.

Polymer (Measuring medium)	$\lambda_{\max \text{ abs}} / \text{nm}$ ( $a_{\max} / 10^3 \times$ $\text{g}^{-1}\text{dm}^3\text{cm}^{-1}$ )	$\lambda_{\max \text{ PL}} (\text{nm})$	Color of emission	$\Phi_{\text{PL}}$
5a (DMAC) <sup>a</sup>	287 (25.3) <sup>f</sup> 326 (9.8) <sup>f</sup> 342 (6.0) <sup>f</sup>	385	Violet	0.08
5b (DMAC) <sup>a</sup>	288 (44.6) <sup>f</sup> 327 (26.4) <sup>f</sup> 344 (20.0) <sup>f</sup>	447	Blue	0.62
7a (DMAC) <sup>b</sup>	287 (71.2) 328 (39.2) 342 (20.2)	450	Blue	0.45
7a (spin-coated film) <sup>c</sup>	/	450	Blue	/
7a (casting film) <sup>d</sup>	/	448	Blue	0.20
7b (DMAC) <sup>b</sup>	290 (71.2) 320 (39.2) 343 (20.2)	439	Blue	0.25
7b (spin-coated film) <sup>c</sup>	/	440	Blue	/
7b (casting film) <sup>d</sup>	/	436(sh) <sup>e</sup> , 489	Bluish green	0.29
7c (DMAC) <sup>b</sup>	287 (63.6) 328 (38.2) 345 (28.3)	457	Blue	0.50
7c (spin-coated film) <sup>c</sup>	/	465	Blue	/
7c (casting film) <sup>d</sup>	/	465	Blue	0.42
7d (DMAC) <sup>b</sup>	288 (50.6) 326 (28.6) 344 (21.5)	441	Blue	0.44
7d (spin-coated film) <sup>c</sup>	/	430	Blue	/
7d (casting film) <sup>d</sup>	/	431	Blue	0.24
7e (DMAC) <sup>b</sup>	287 (49.3) 328 (29.7) 342 (25.1)	422	Violet	0.25

7e (spin-coated film) <sup>c</sup>	/	488	Green	/
7e (casting film) <sup>d</sup>	/	491	Green	0.15
7f (DMAC) <sup>b</sup>	289 (74.7) 328 (46.5) 346 (41.5) 373 (24.8)	457	Blue	0.77
7f (spin-coated film) <sup>c</sup>	/	546	Green	/
7f (casting film) <sup>d</sup>	/	543	Green	0.48
7g (DMAC) <sup>b</sup>	288 (115.8) 346 (55.6) 372 (37.6)	456	Blue	0.34
7g (spin-coated film) <sup>c</sup>	/	530	Green	/
7g (casting film) <sup>d</sup>	/	517	Green	0.18
7h (DMAC) <sup>b</sup>	287 (62.6) 328 (27.9) 342 (23.5)	434, 518 (sh) <sup>e</sup>	White	0.32
7h (spin-coated film) <sup>c</sup>	/	535	Green	/
7h (casting film) <sup>d</sup>	/	535	Green	0.55
7i (DMAC) <sup>b</sup>	286 (36.3) 327 (27.7) 391 (54.5) 413 (47.3)	440, 461, 556(sh) <sup>e</sup>	Greenish yellow	0.49
7i (spin-coated film) <sup>c</sup>	/	567	Yellow	/
7i (casting film) <sup>d</sup>	/	563	Yellow	0.42

<sup>a</sup> Concentration at  $1 \times 10^{-5} \text{ mol dm}^{-3}$  in DMAC (*N,N*-dimethylacetamide)

<sup>b</sup> Concentration at  $1 \times 10^{-5} \text{ g dm}^{-3}$  in DMAC (*N,N*-dimethylacetamide)

<sup>c</sup> The thickness of film was  $\sim 38 - 70 \text{ nm}$

<sup>d</sup> The thickness of film was  $\sim 0.5 - 2 \mu\text{m}$

5 <sup>e</sup> Peak appears as shoulder

<sup>f</sup> Extinction coefficient ( $\epsilon_{\text{max}}$ ) is expressed in unit of  $10^3 \times \text{mol}^{-1} \text{ dm}^3 \text{ cm}^{-1}$

Table 2. Photophysical properties of polymers 7a to 7i in DMAC and as thin-films and model compounds 5a and 5b in DMAC

The absorption and photoluminescence properties of the polymers 7a to 7i are listed in table 2. The estimated bandgaps of the supramolecules are shown in Table 3. All the supramolecules and model compounds exhibit similar absorption features with  $\lambda_{\max}$  at 286-290 and 320-346 nm. Strong photoluminescence (PL) emissions spanning violet, blue, green, and yellow are obtained through variation of the supramolecular structure. The PL quantum yields ( $\Phi$ ) of the supramolecules are from 25 % for 7b and 7e to 77 % for 7h in DMAC solution. The PL quantum efficiencies of the supramolecules as casting films are from 15 % for 7e to 51 % for 7h.

10

### **EXAMPLE 13**

Figure 7 shows representative UV-vis absorption spectrum of polymer 7a. In DMAC solution, a strong absorption band at  $\lambda_{\max}$  287 nm ( $\alpha_{\max} = 73900 \text{ g}^{-1}\text{dm}^3\text{cm}^{-1}$ ) and a shoulder at ca.  $\lambda_{\max}$  328 to 342 nm ( $\alpha_{\max} = 36500$  to  $28800 \text{ g}^{-1}\text{dm}^3\text{cm}^{-1}$ ) are observed. The optical band gap (absorption edge) is 3.19 eV. PL spectra of polymer 7a in solution and as thin-film are also demonstrated. Blue-color PL emissions are observed at  $\lambda_{\max}$  450 and 448 nm both in DMAC and as casting film.

15

### **EXAMPLE 14**

The PL emission spectra of the polymer 7c in solution and as thin-films are shown in Figure 8. In DMAC, intense blue-color emission with a featureless emission band at  $\lambda_{\max}$  457 nm is observed. The emission maximum of the polymer as spin-coated and casing films are shifted by 376  $\text{cm}^{-1}$  compared to that in solution respectively.

### **EXAMPLE 15**

The PL spectra of the polymers 7a, 7f, 7g, and 7i as spin-coated films are represented in Figure 9. By incorporating different linkages in the main chains or through side-group substitutions, the PL emission color of the supramolecules can be tuned. The emission colors of these polymers are blue (polymer 7a), green (polymer 7f), green (polymer 7g), and yellow (polymer

20



7i), which have PL emission peaks at  $\lambda_{\max}$  450, 546, 530, and 567 nm, respectively.

### EXAMPLE 16

5 The normalized PL spectra of the polymer 7h in DMAC, as spin-coated and casting films are shown in Figure 10. White-light emission has been observed from the polymer 7h in DMAC with an emission maximum at 434 nm and a shoulder around 518 nm. In contrast, structureless yellow-light emission spectra of 7h as spin-coated and casting films with large stokes shift of  $4350\text{ cm}^{-1}$  are demonstrated respectively.

10

Compound	LUMO (eV) <sup>a</sup>	HOMO (eV) <sup>b</sup>	Bandgap by absorption spectrum (eV) <sup>c</sup>
5a	-3.18	-6.64	3.46
5b	-3.38	-6.64	3.26
7a	-3.29	-6.48	3.19
7b	-3.37	-6.63	3.26
7c	-3.43	-6.63	3.20
7d	-3.37	-6.63	3.26
7e	/	/	/
7f	-3.61	-6.56	2.95
7g	-3.67	-6.59	2.92
7h	-3.63	-6.55	2.92
7i	-3.94	-6.58	2.64

<sup>a</sup> LUMO level was calculated from measured reduction potential versus ferrocene/ferrocenium couple in DMF solution. The absolute energy level of ferrocene is  $-4.8\text{ eV}$

<sup>b</sup> The HOMO level was estimated from energy difference between LUMO energy level and bandgap

<sup>c</sup> The bandgap was estimated from absorption spectrum in DMAC by extrapolating the tail of the lowest energy peak.

15

Table 3. HOMO-LUMO energy levels and bandgaps of supramolecules and model compounds

20

### **EXAMPLE 17**

The relative HOMO and LUMO levels of these supramolecules can be estimated by their reduction potentials and the optical band gaps. The electronic properties are summarized in table 3. Figure 11 schematically illustrates the HOMO-LUMO levels and bandgaps of the supramolecules. The energy gaps between HOMO-LUMO levels of the supramolecules with oxymethylene linkage along their backbone are very similar, which are from 3.19 eV for **7a** to 3.26 eV for **7d**. These polymers show strong blue-light emissions in DMAC solution and as thin-films respectively. Polymers **7f**, **7g** and **7h** exhibit similar electronic energy levels with LUMO energy levels from  $-3.61$  to  $-3.67$  eV and HOMO energy levels from  $-6.56$  to  $-6.59$  eV, and show strong green PL emissions as thin-films. Polymer **7h** has the narrowest bandgap of 2.64 eV. A bright yellow-color emission of the polymer as thin-film is obtained.

An electroluminescent device according to this invention is schematically illustrated in Figure 12. As an example of the present invention, the blue-light PLED with configuration of ITO/PEDOT/PSS/polymer **7a**/Ca (30 Å)/Al (120 Å) was prepared. The device A was assembled as follows:

### **EXAMPLE 18**

The device A was prepared on indium-tin-oxide (ITO) glass with sheet resistance of  $20\Omega/\square$ , which had been cleaned sequentially in detergent solution, deionized water, ethanol, and acetone. The wet-cleaning process was shown as following:

- cleaning of the ITO glass with lint free tissues and acetone to remove adhering glass-particles
- ultrasonic cleaning in deionized water with glass-detergent for 10 minutes at 50 °C
- rinsing with deionized water thoroughly
- ultrasonic cleaning in ethanol for 5 minutes at 50 °C
- rinsing with deionized water thoroughly
- ultrasonic cleaning in acetone for 5 minutes at 40°C

After wet-cleaning process, the ITO glass was dried at 130 °C for 24 h and treated in UV ozone cleaner for 10 mins to remove trace amount of organic substances. The poly(3,4-

ethylenedioxythiophene)/(poly(styrenesulfonate) (PEDOT/PSS) and the polymer **7a** were deposited on ITO by standard spin-coating manner. The layer-thickness of PEDOT/PSS was 30-100 nm. The layer-thickness of polymer **7a** was 30-70 nm. The depositions of calcium (30 nm) and aluminum (120 nm) electrode were performed in high vacuum condition ( $6 \times 10^{-6}$  Torr). The typical growth rate was 2 Å/s. The EL performance of the device was examined under air atmosphere without encapsulation.

#### **EXAMPLE 19**

The EL spectrum of polymer **7a** at a bias voltage of 10 V showed an emission peak at 450 nm in Figure 13. It was found to be similar to its corresponding PL emissions as spin-coated and casting films. The current density-voltage-luminance characteristics curves of the device **A** are also shown in Figure 14. The blue-light EL intensity augmented with increasing bias voltage. The turn-on voltage was approximately 6 V. The maximum efficiency of the device was 0.8 cd/A. The maximum luminance of 1698 cd/m<sup>2</sup> was obtained at driving voltage of 13 V. The EL color of device **A** is blue (CIE coordinates:  $x = 0.15$ ,  $y = 0.21$ ).

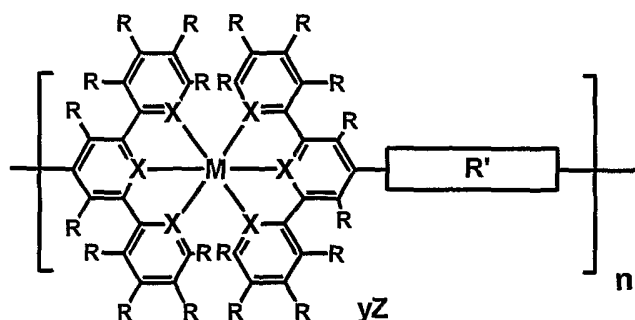
#### **EXAMPLE 20**

This example illustrates the preparation of yellow-light PLED with configuration of ITO/PEDOT/PSS/polymer **7h**/Ca (30 Å)/Al (120 Å). The device **B** was assembled similar to the device **A**.

The performance of the device **B** with polymer **7h** is shown in Figure 14. The current density-voltage-luminance characteristics curves of device **B** are presented in Figure 15. The device exhibited an intense EL emission peak at 572 nm. The onset voltage of device **B** was approximately at 6 V. The efficiency and maximum luminance were 1.1 cd/A and 2382 cd/m<sup>2</sup> at 13 V respectively. The EL color of device **B** is yellow (CIE coordinates:  $x = 0.46$ ,  $y = 0.50$ ).

**What is claimed:**

1. A supramolecule includes at least one repeating structural unit selected from the group consisting of



5

2. The supramolecule in according to claim 1, wherein M represents Group IB, IIB VIIA, VIIIA or lanthanide metals.
- 10 3. The supramolecule in according to claim 1, wherein R is independently in each occurrence and is selected from the group consisting of hydrogen, halogen, alkyl, substituted alkyl, aryl, substituted aryl, and recognized donor and acceptor groups.
- 15 4. The supramolecule in according to claim 1, wherein X is independently in each occurrence and is nitrogen or carbon atom.
5. The supramolecule in according to claim 1, wherein R' is selected from alkoxy, aryloxy, heteroaryloxy, alkyl, aryl, heteroaryl, alkyl ketone, aryl ketone, heteroaryl ketone, alkylester, arylester, heteroarylester, alkylamide, arylamide, heteroarylamide, alkylthio, arylthio, fluoroalkyl, fluoroaryl, amine, imide, carboxylate, sulfonyl, alkyleneoxy, polyalkyleneoxy, or combination thereof.
- 20
6. The supramolecule in according to claim 1, wherein n is an integer of 1 to 100,000.
- 25 7. The supramolecule in according to claim 1, wherein Z is a counter ion and is selected from the group of acetate, acetylacetonate, cyclohexanebutyrate, ethylhexanoate, halide,

hexafluorophosphate, hexafluoroacetylacetonate, nitrate, perchlorate, phosphate, sulfate, tetrafluoroborate or fluoromethanesulfonate.

8. The supramolecule in according to claim 1, wherein y is an integer of 0 to 4.

5

9. The supramolecule in according to claim 2, wherein said M is a Group IIB transition metal (including Zn metal).

10. The supramolecule in according to claim 3, wherein said R is proton.

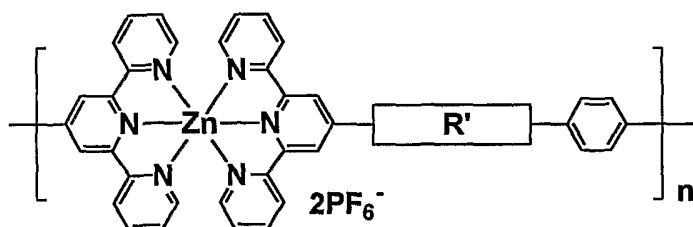
10

11. The supramolecule in according to claim 4, wherein said X is nitrogen atom.

12. The supramolecule in according to claim 7, wherein said Z is hexafluorophosphate ion ( $\text{PF}_6^-$ ).

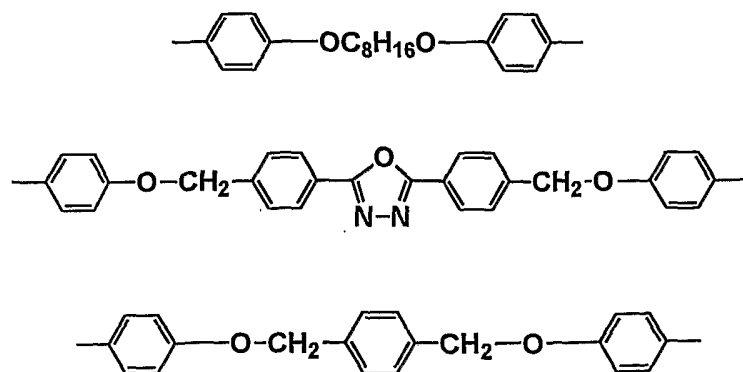
15

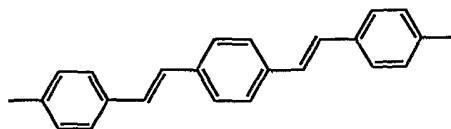
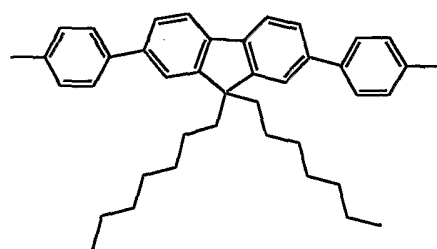
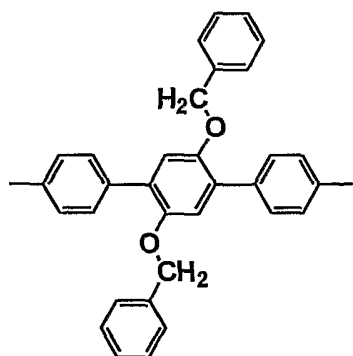
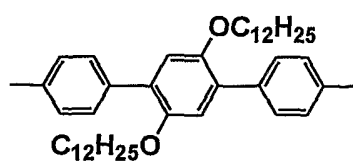
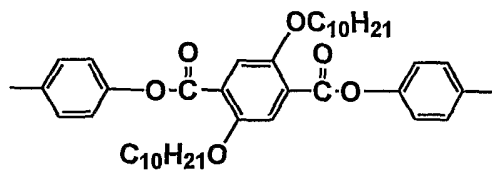
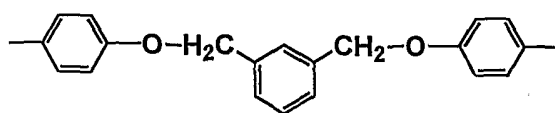
13. The supramolecule in according to any one of claims 9 to 12 is represented by formula:



wherein R' is selected from

20

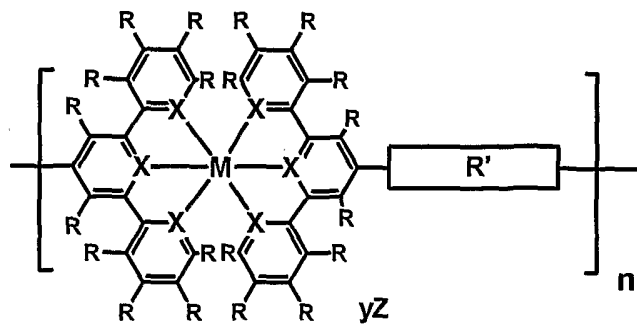




- 5 14. A polymeric light-emitting diode (PLED) comprising:
- (a) a transparent hole-injecting anode layer;
  - (b) a transparent hole-transporting layer;
  - (c) an active emissive layer; and,

(d) an electron-injecting cathode layer

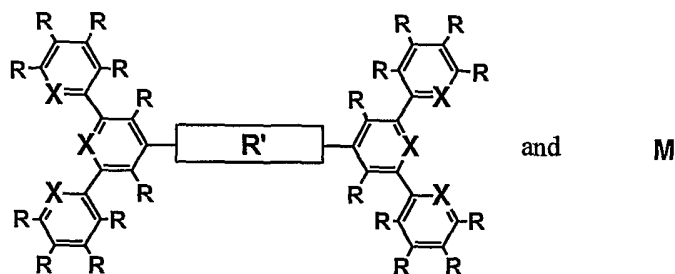
15. Polymeric light-emitting diode in according to claim 14, wherein said transparent hole-transporting layer is selected from the group of poly(aniline) (PANI) or poly(3,4-ethylenedioxythiophene)/(poly(styrenesulfonate) (PEDOT/PSS).  
5
16. Polymeric light-emitting diode in according to claim 14, wherein said transparent hole-injecting anode layer is selected from the group of high work function metals or metal alloys.  
10
17. Polymeric light-emitting diode in according to claim 16, wherein said anode is selected from gold, silver, copper, fluorine-tin-oxide (FTO), and indium-tin-oxide (ITO).
18. Polymeric light-emitting diode in according to claim 14, wherein said transparent electron-injecting cathode layer is selected from the group of low work function metals or metal alloys.  
15
19. Polymeric light-emitting diode in according to claim 18, wherein said cathode is selected from calcium, magnesium, lithium, sodium, aluminum, silver, or alloys thereof.  
20
20. Polymeric light-emitting diode in according to claim 14, wherein said emissive layer is selected from the group of supramolecule bearing at least one terpyridine-based group and transition metal.
- 25 21. Polymeric light-emitting diode in according to claim 20, wherein said supramolecule has a composition of the formula:



22. The supramolecule in according to claim 21, wherein said M represents Group IB, IIB VIIA, VIIIA or lanthanide metals.
- 5 23. The supramolecule in according to claim 21, wherein said R is independently in each occurrence and is selected from the group consisting of hydrogen, halogen, alkyl, substituted alkyl, aryl, substituted aryl, and recognized donor and acceptor groups.
24. The supramolecule in according to claim 21, wherein said X is independently in each  
 10 occurrence and is nitrogen or carbon atom.
25. The supramolecule in according to claim 21, wherein said R' is selected from alkoxy, aryloxy, heteroaryloxy, alkyl, aryl, heteroaryl, alkyl ketone, aryl ketone, heteroaryl ketone, alkylester, arylester, heteroarylester, alkylamide, arylamide, heteroarylamide, alkylthio,  
 15 arylthio, fluoroalkyl, fluoroaryl, amine, imide, carboxylate, sulfonyl, alkyleneoxy, polyalkyleneoxy or combination thereof.
26. The supramolecule in according to claim 21, wherein said n is an integer of 1 to 100,000.
- 20 27. The supramolecule in according to claim 21, wherein said Z is a counter ion and is selected from the group of acetate, acetylacetonate, cyclohexanebutyrate, ethylhexanoate, halide, hexafluorophosphate, hexafluoroacetylacetonate, nitrate, perchlorate, phosphate, sulfate, tetrafluoroborate or fluoromethanesulfonate.
- 25 28. The supramolecule in according to claim 21, wherein said y is an integer of 0 to 4.



29. A method for the preparation of supramolecule in according to any one of claims 1 to 13 and 20 to 28 which comprises heating a mixture of compounds of the formulas:



5            wherein M represents Group IB, IIB VIIA, VIIIA or lanthanide metals; R is independently in each occurrence and is selected from the group consisting of hydrogen, halogen, alkyl, substituted alkyl, aryl, substituted aryl, or recognized donor and acceptor groups; X is independently in each occurrence and is nitrogen or carbon atom;  $R'$  is selected from alkoxy, aryloxy, heteroaryloxy, alkyl, aryl, heteroaryl, alkyl ketone, aryl ketone, heteroaryl ketone, alkylester, arylester, heteroarylester, alkylamide, arylamide, heteroarylamide, alkylthio, arylthio, fluoroalkyl, fluoroaryl, amine, imide, carboxylate, sulfonyl, alkyleneoxy, polyalkyleneoxy, or combination thereof.

10

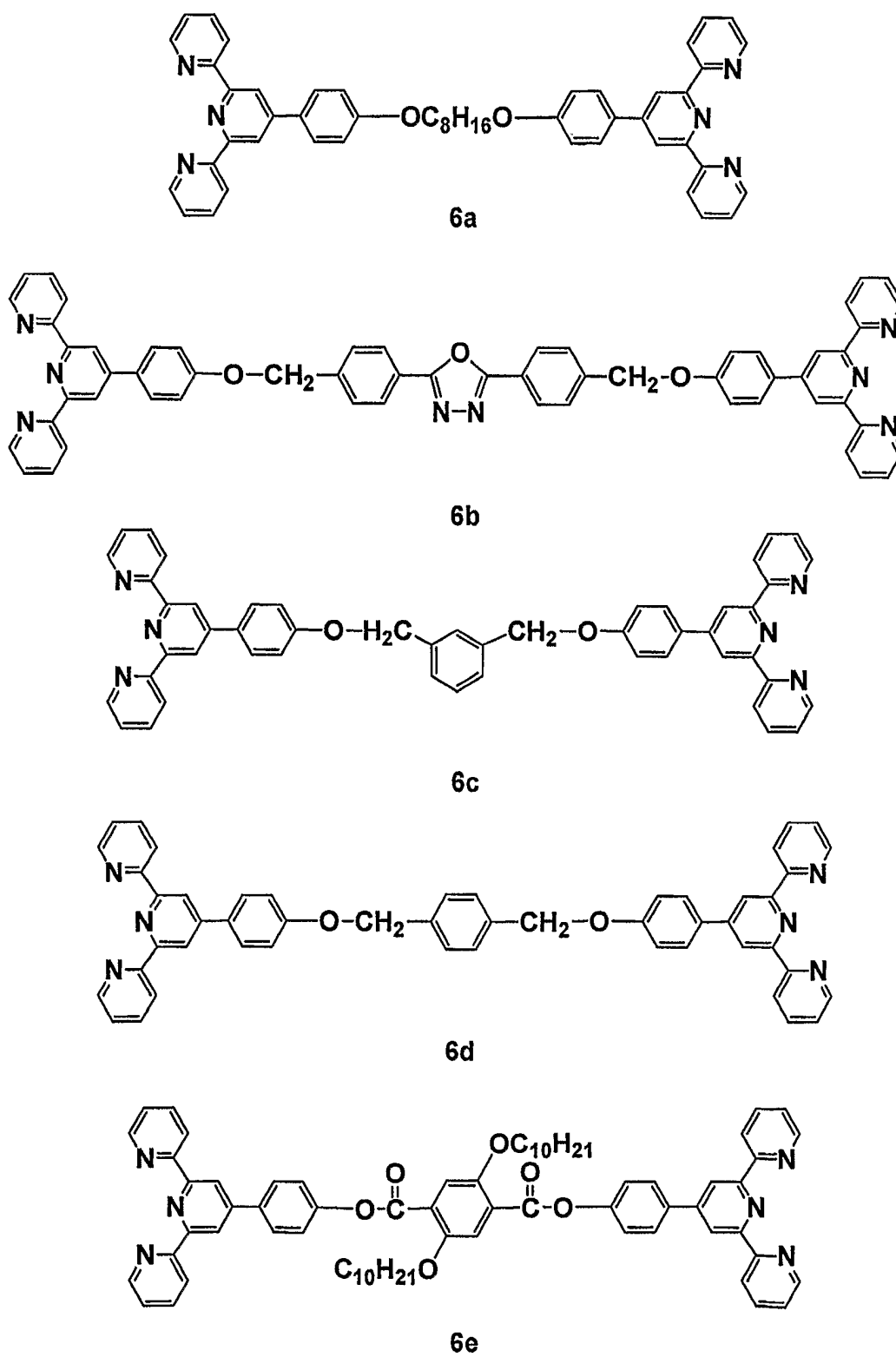
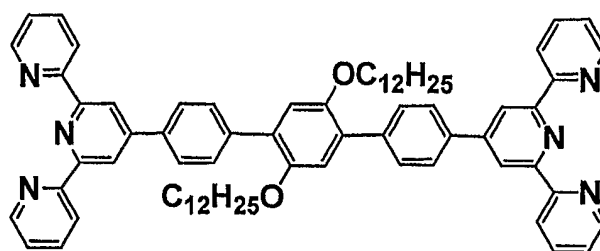
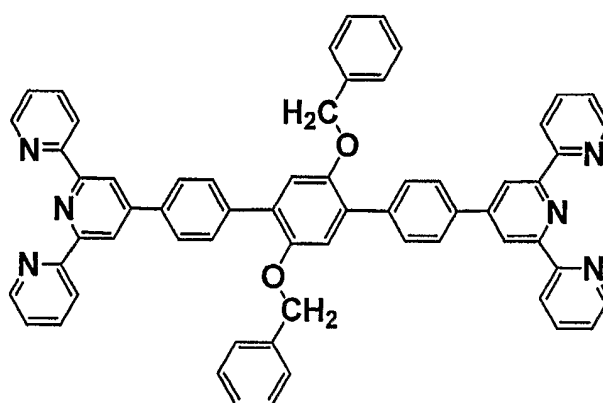


Figure 1. Structures of terpyridine-based monomers 6a - 6e

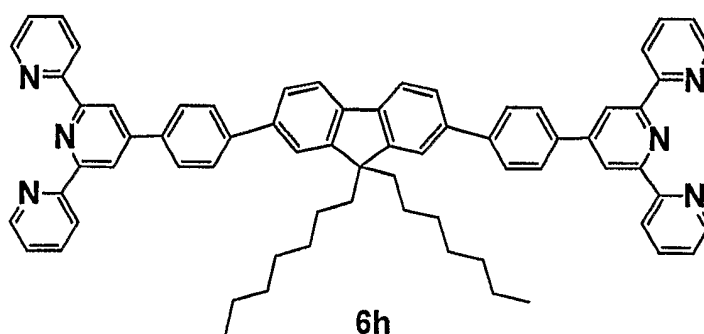
2/16



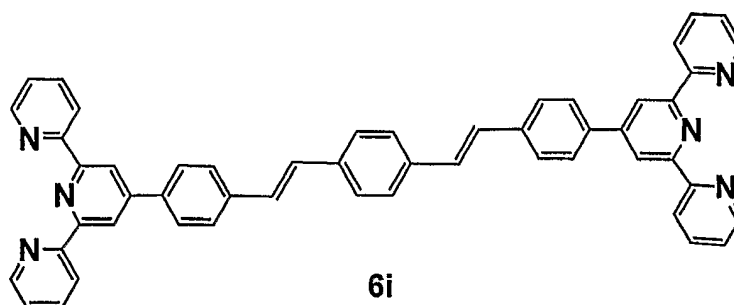
6f



6g



6h



6i

Figure 2. Structures of terpyridine-based monomers 6f - 6i

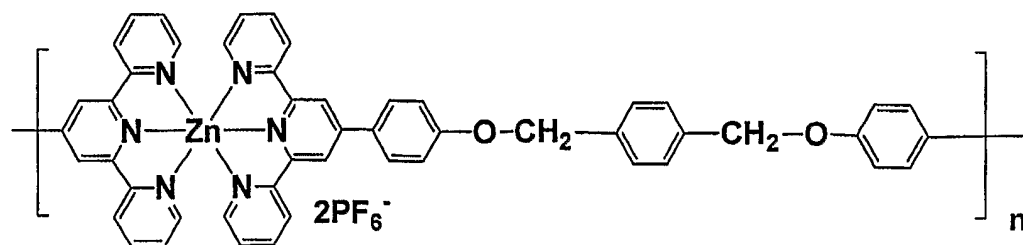
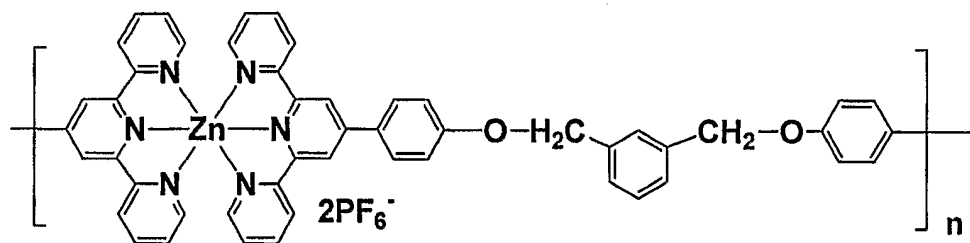
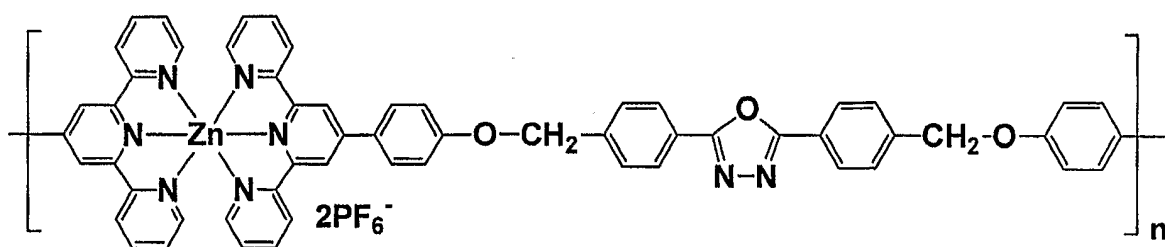
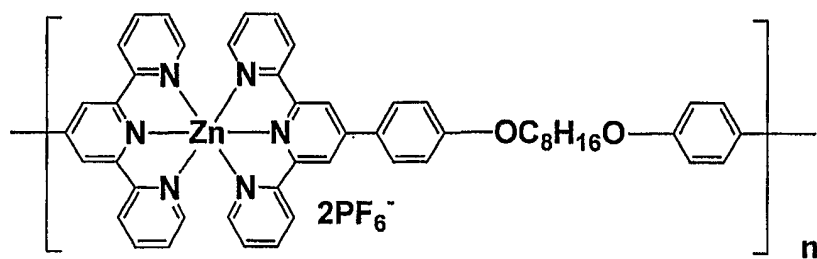
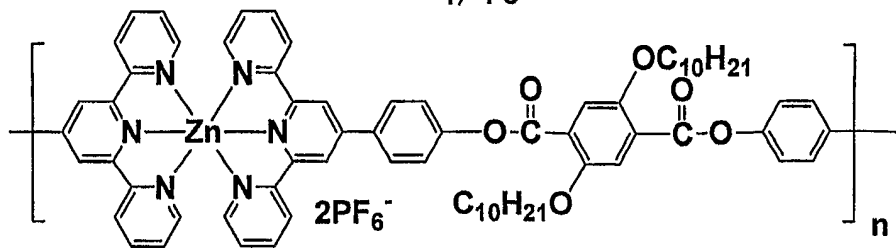
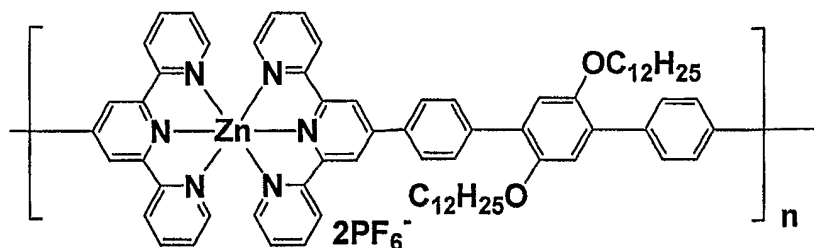


Figure 3. Structures of terpyridine-based polymers 7a - 7d

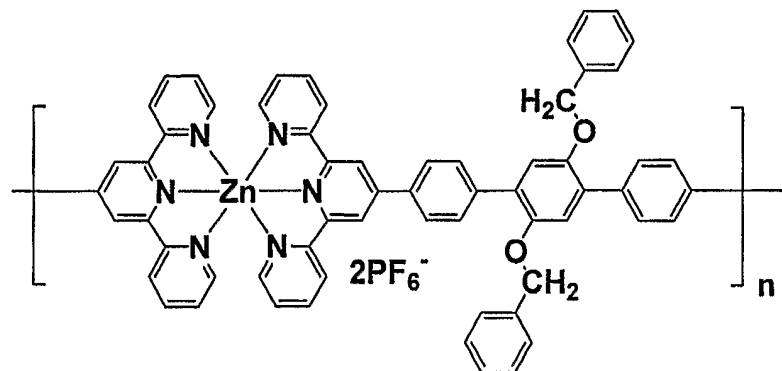
4/16



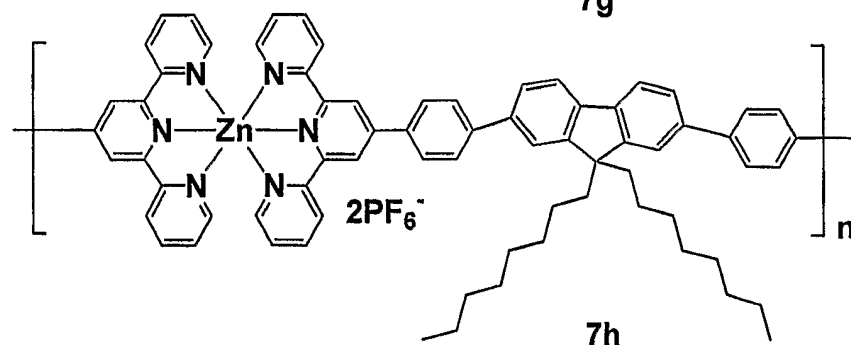
7e



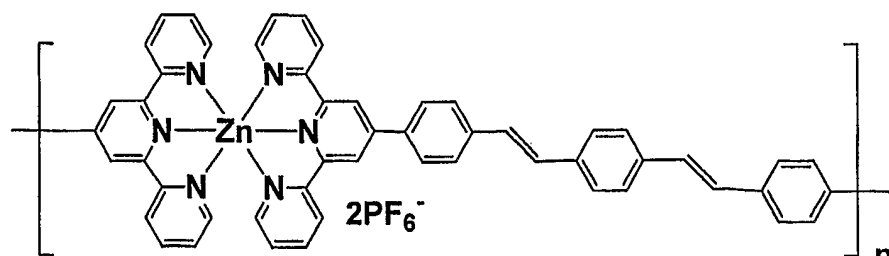
7f



7g



7h



7i

Figure 4. Structures of terpyridine-based polymers 7e - 7i

5/16

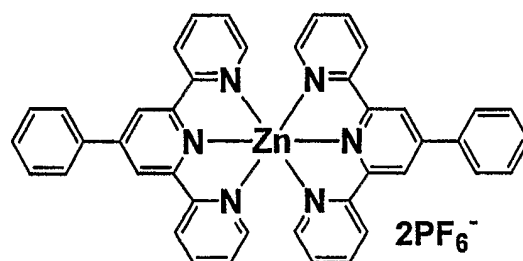
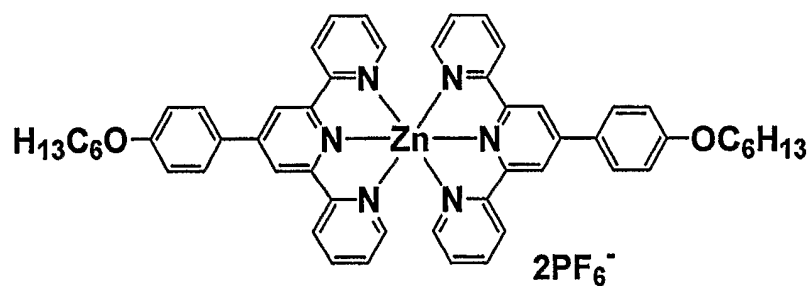
**Model Compound 5a****Model Compound 5b**

Figure 5. Structures of model compounds 5a and 5b

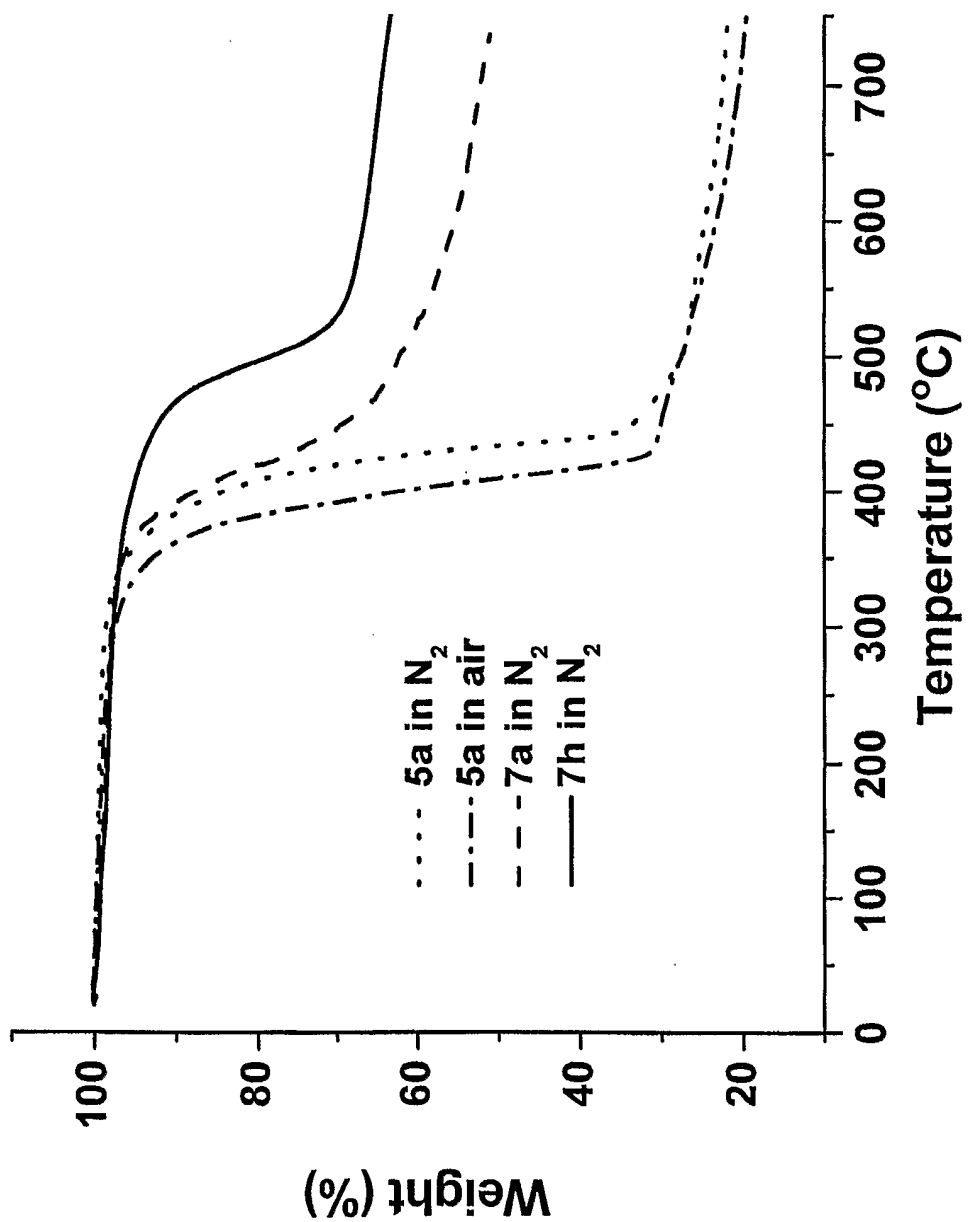


Figure 6. TGA thermograms of model compound 5a and polymers 7a and 7h

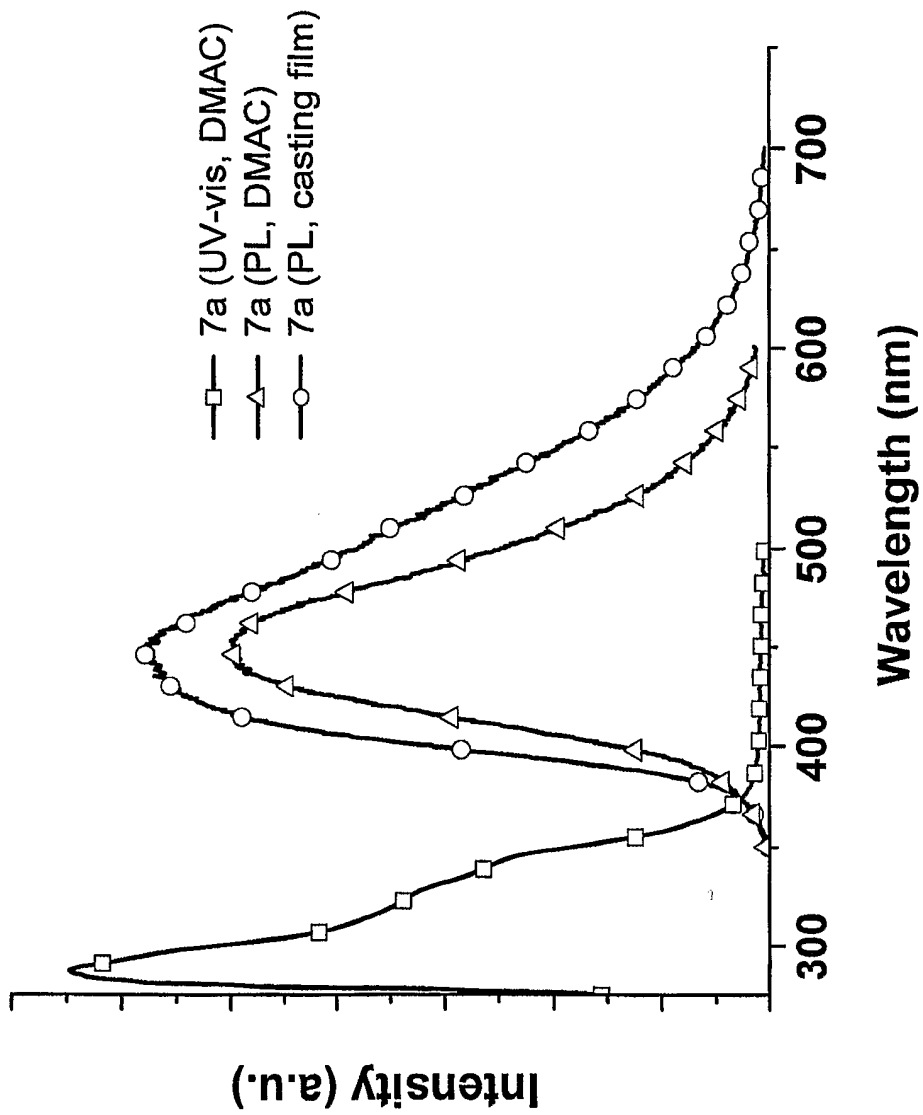


Figure 7. UV-vis and PL spectra of polymer 7a



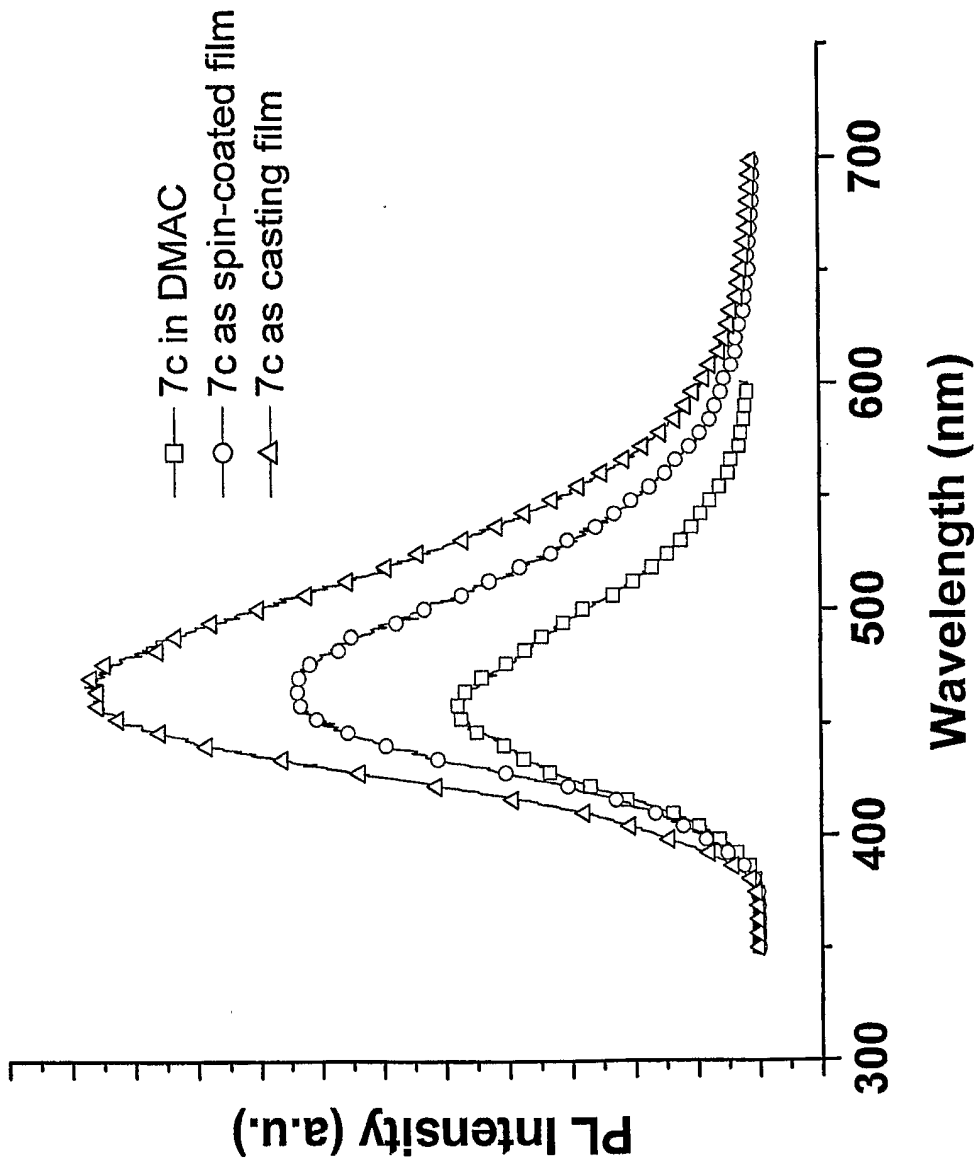


Figure 8. Emission spectra of polymer 7c in DMAC and as spin-coated and casting films

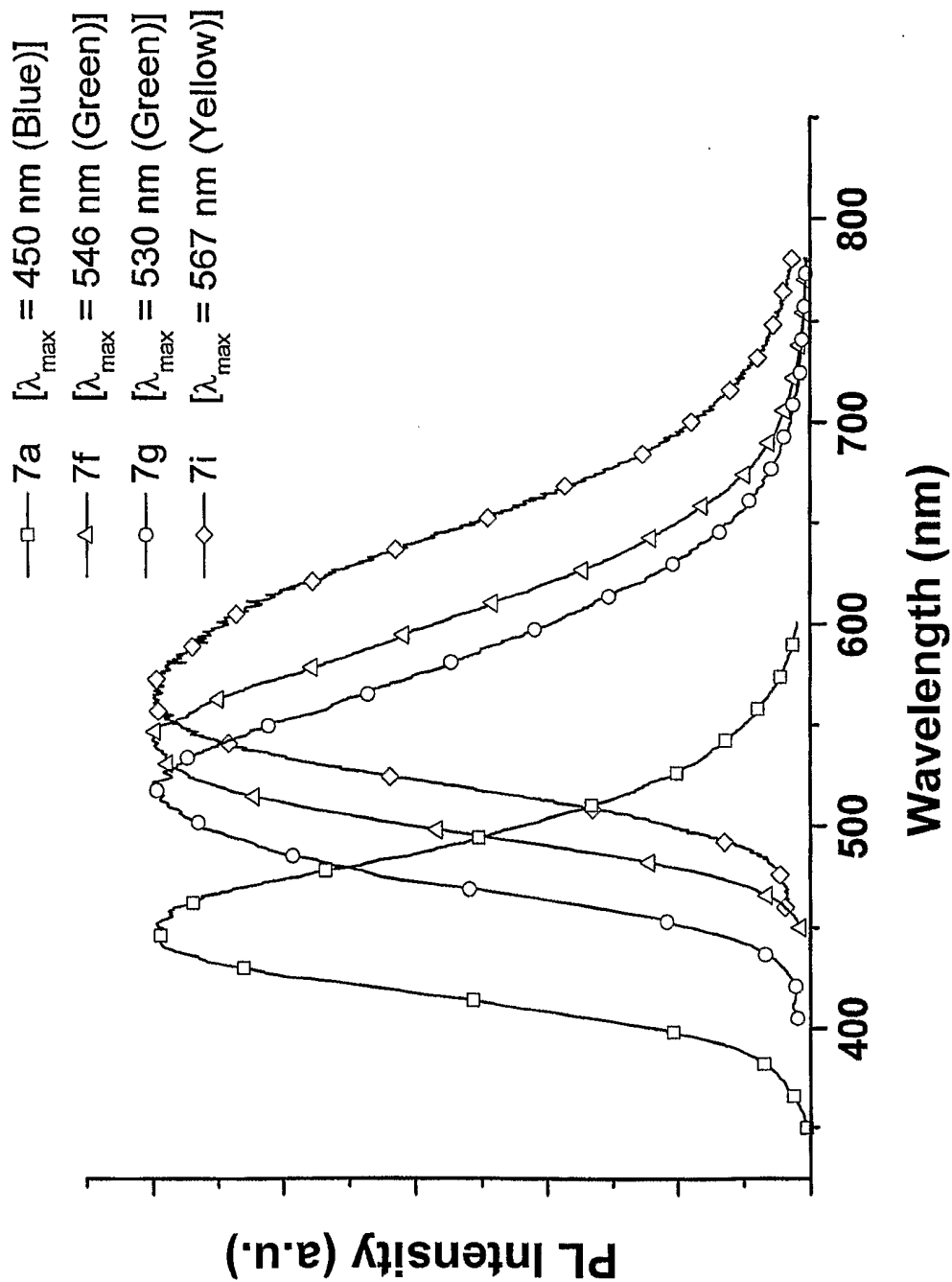


Figure 9. Emission spectra of polymers 7a, 7f, 7g, and 7i as spin-coated films

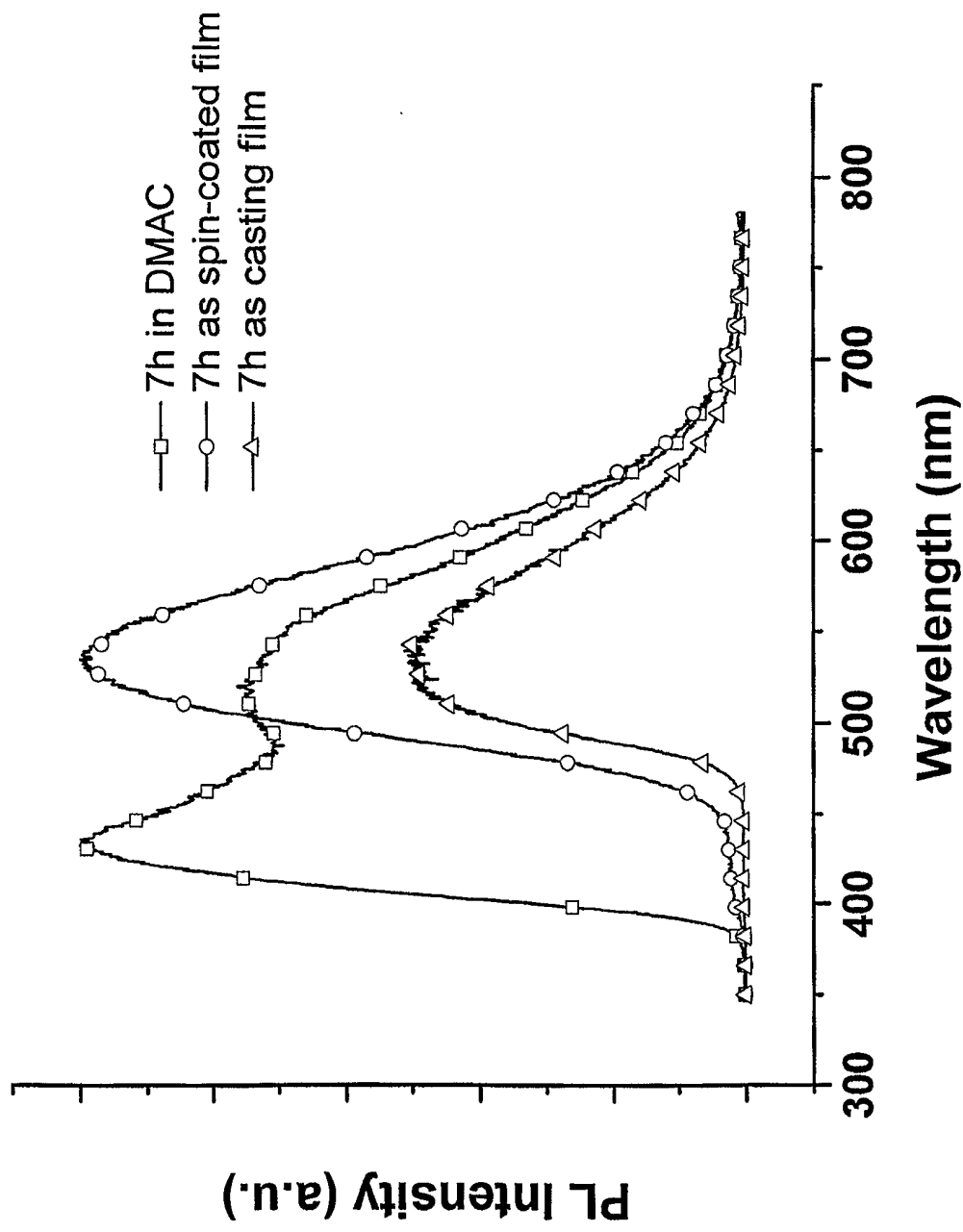


Figure 10. Emission spectra of polymer 7h in DMAC and as spin-coated and casting films




Figure 11. Schematic energy diagram for metallo-supramolecules

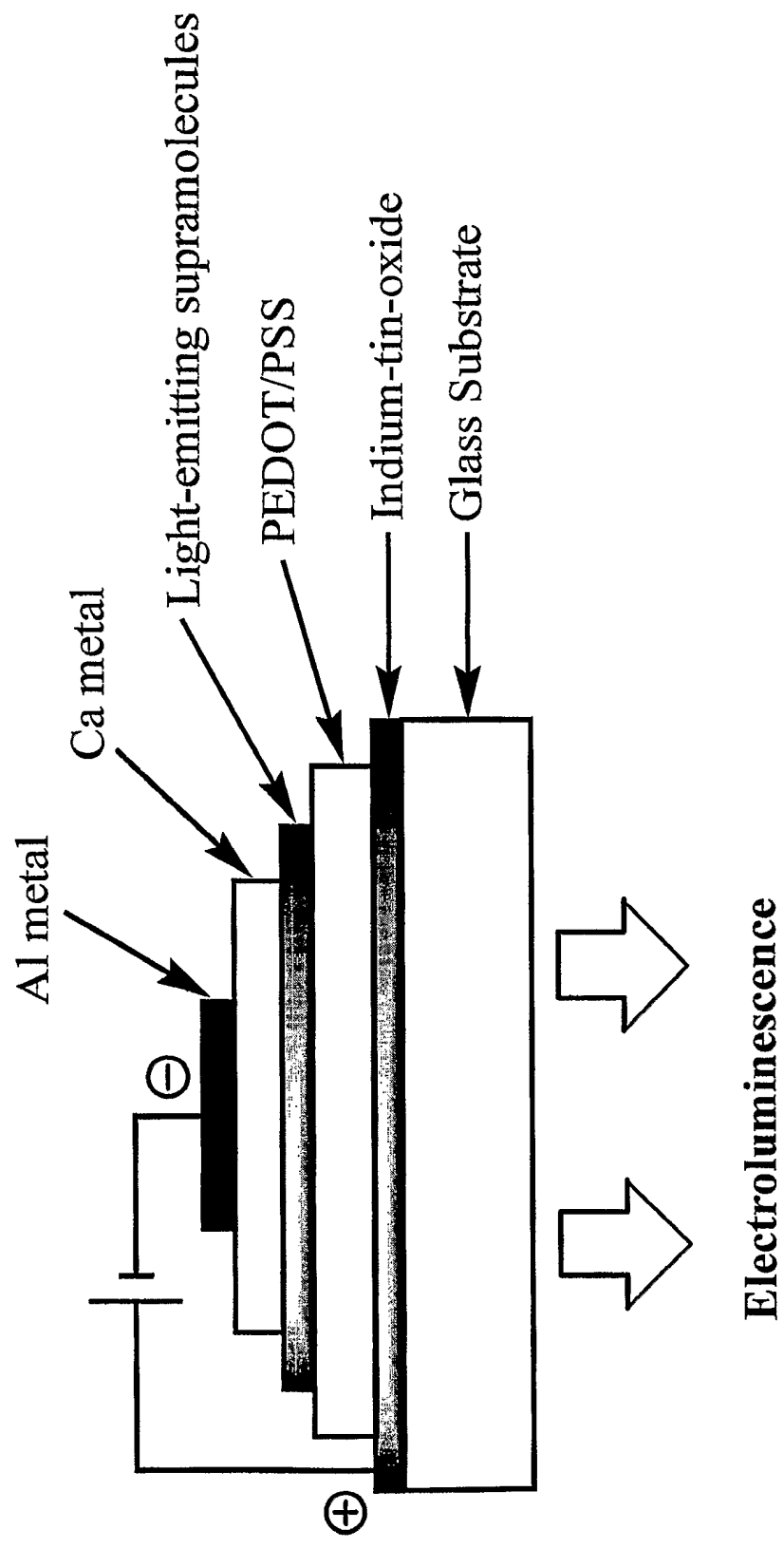


Figure 12. Schematic diagram of PLED in the present invention

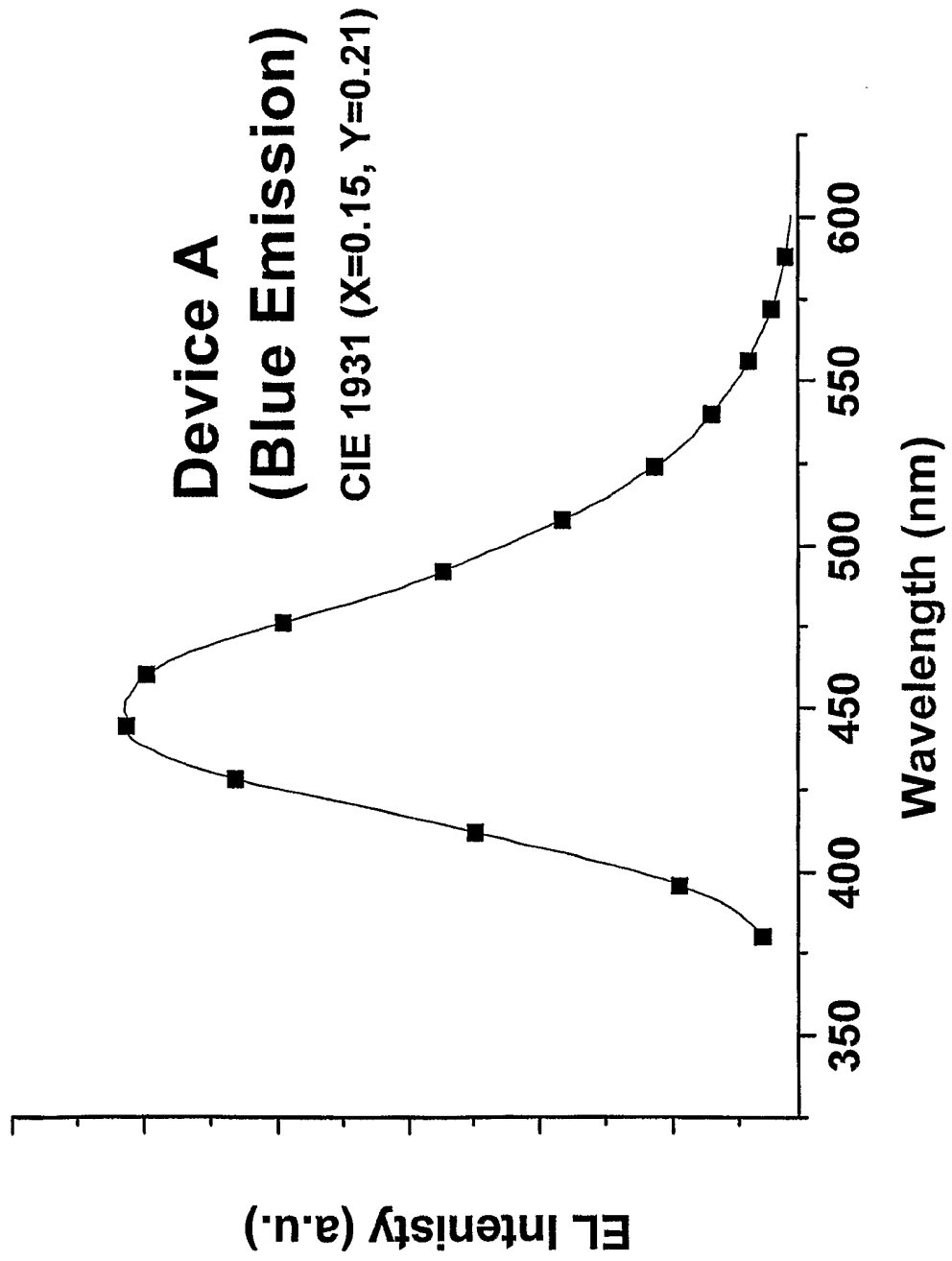


Figure 13. Electroluminescent spectrum of device A

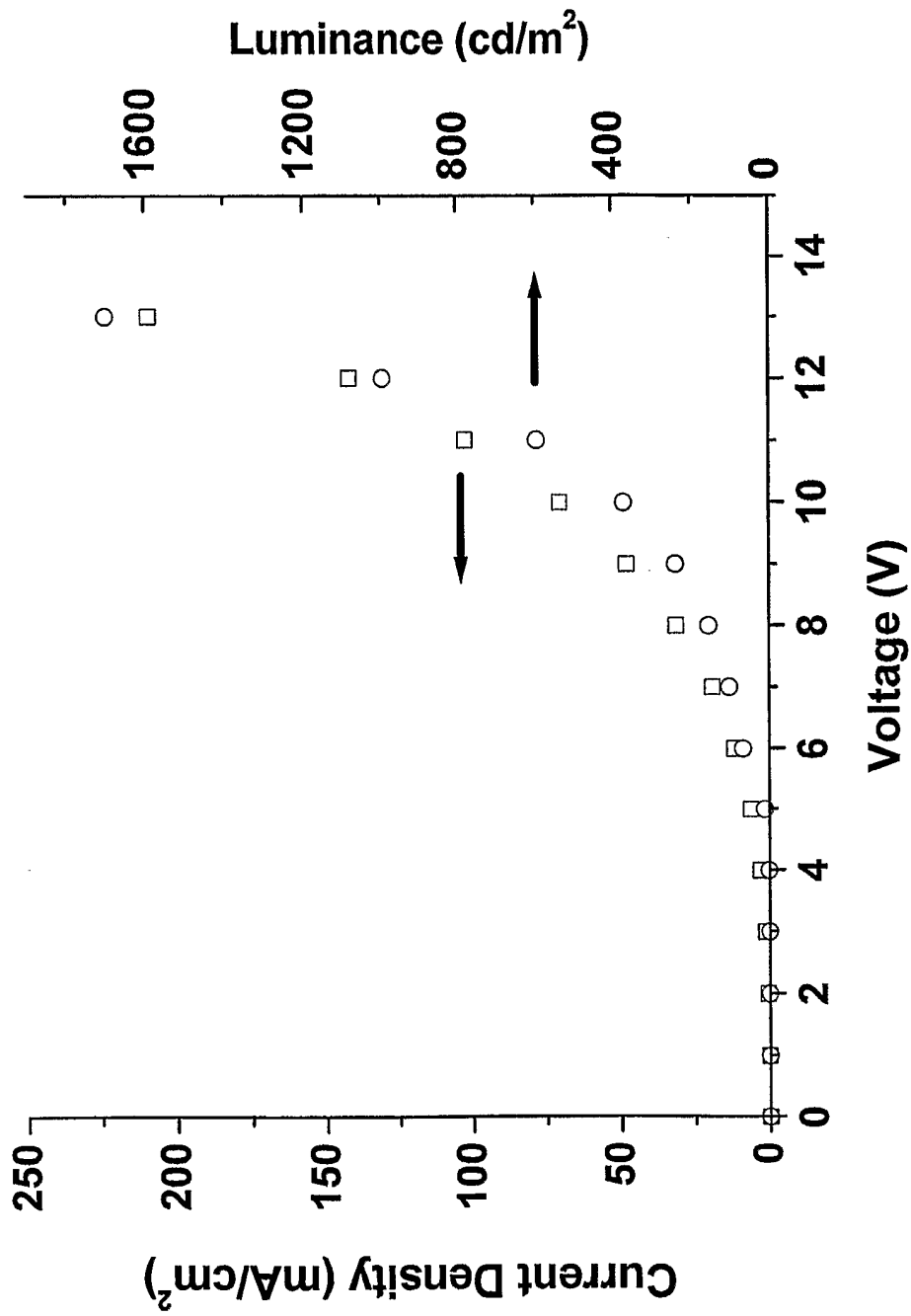


Figure 14. Current density-voltage-luminance curves of device A

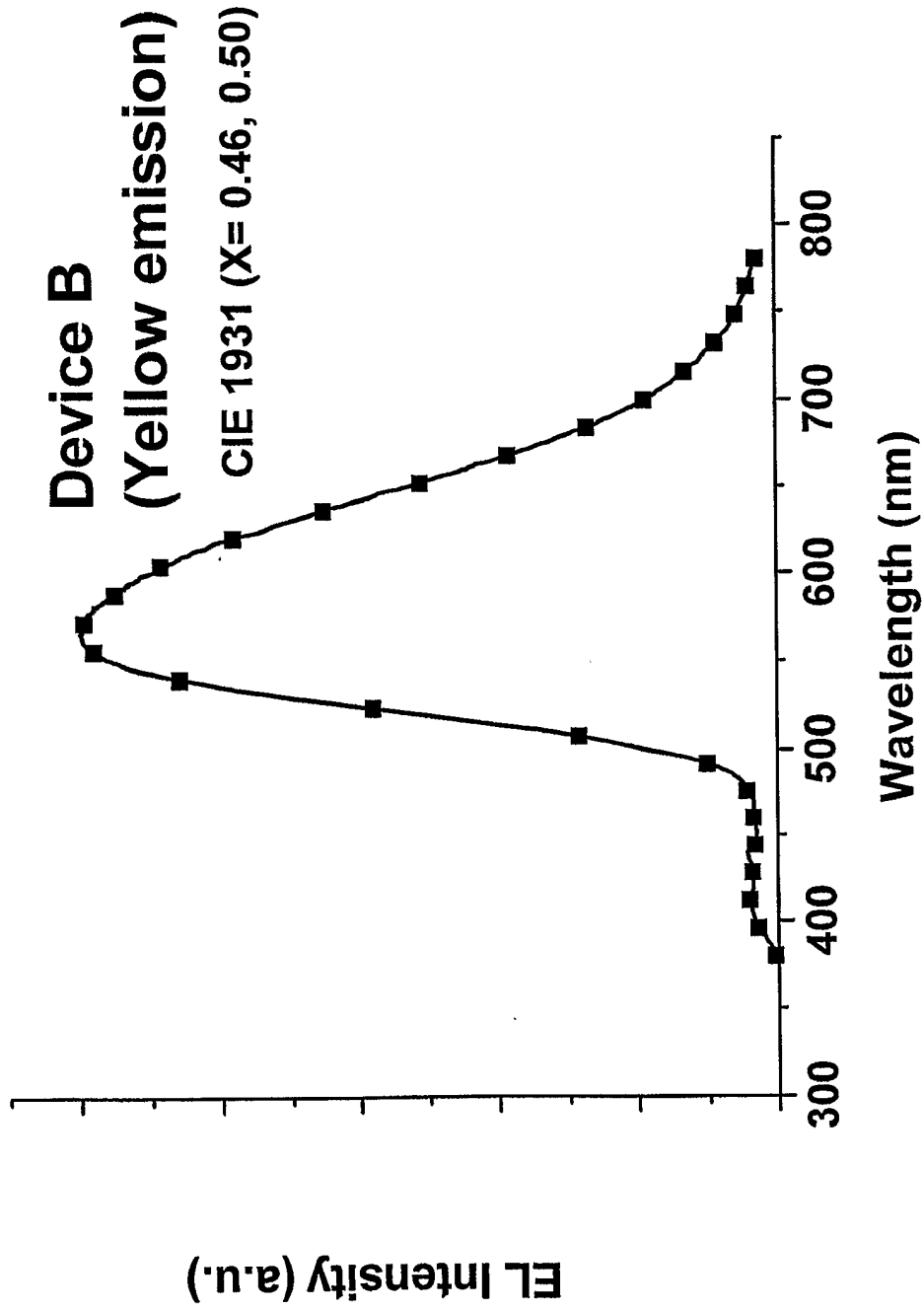


Figure 15. Electroluminescent spectrum of device B



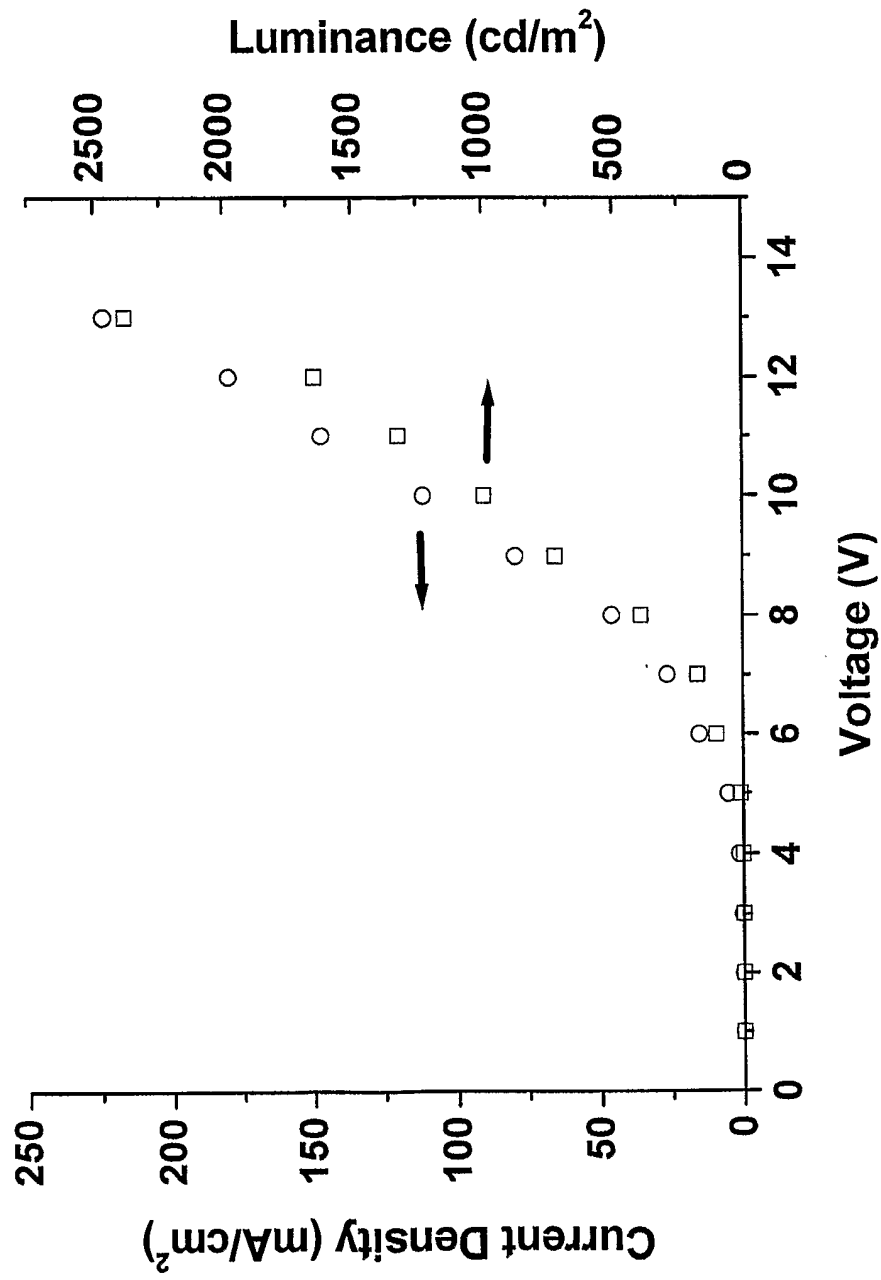


Figure 16. Current density-voltage-luminance curves of device B

# INTERNATIONAL SEARCH REPORT

International application No.  
PCT/CN03/00891

## A. CLASSIFICATION OF SUBJECT MATTER

IPC7 C08G79/00

*According to International Patent Classification (IPC) or to both national classification and IPC*

## B. FIELDS SEARCHED

Minimum documentation searched (classification system followed by classification symbols)

IPC7 C08G 79 c08G 61

Documentation searched other than minimum documentation to the extent that such documents are included in the fields searched

Electronic data base consulted during the international search (name of data base and, where practicable, search terms used)

## C. DOCUMENTS CONSIDERED TO BE RELEVANT

Category*	Citation of document, with indication, where appropriate, of the relevant passages	Relevant to claim No.
A	TI: Supramolecular assemblies of a bis(terpyridine) ligand and of its [2 *2] grid-type ZnII and CoII complexes on highly ordered pyrolytic graphite. AU: Ziener, Ulrich; Lehn, Jean-Marie; Mourran, Ahmed; Moller, Martin (Laboratoire de Chimie Supramoleculaire, ISIS Universite Louis Pasteur, Strasbourg 67000, Fr.). Chemistry--A European Journal, 8(4), 951-957, 2002	1~28
A	TI: Fluorescent zinc-terpyridine complex containing coordinated peroxo counter ion in aqueous medium. AU: Kapoor, S.; Sastry, M. S. (Chemistry Division, Bhabha Atomic Research Centre, Mumbai 400 085, India). Proceedings – Indian Academy of Sciences, Chemical Sciences, 112(4), 459-463 2000 Indian Academy of Sciences.	1~28

Further documents are listed in the continuation of Box C.  See patent family annex.

Special categories of cited documents:

“A” document defining the general state of the art which is not considered to be of particular relevance

“E” earlier application or patent but published on or after the international filing date

“L” document which may throw doubts on priority claim (S) or which is cited to establish the publication date of another citation or other special reason (as specified)

“O” document referring to an oral disclosure, use, exhibition or other means

“P” document published prior to the international filing date but later than the priority date claimed

“T” later document published after the international filing date or priority date and not in conflict with the application but cited to understand the principle or theory underlying the invention

“X” document of particular relevance; the claimed invention cannot be considered novel or cannot be considered to involve an inventive step when the document is taken alone

“Y” document of particular relevance; the claimed invention cannot be considered to involve an inventive step when the document is combined with one or more other such documents, such combination being obvious to a person skilled in the art

“&” document member of the same patent family

Date of the actual completion of the international search

26,Dec,2003

Date of mailing of the international search report


22 · JAN 2004 (22 · 01 · 2004)

Name and mailing address of the ISA/CN  
6 Xitucheng Rd., Jimen Bridge, Haidian District,  
100088 Beijing, China  
Facsimile No. 86-10-62019451

Authorized officer

HOU QIUXIA

Telephone No. 86-10-62085671



## INTERNATIONAL SEARCH REPORT

International application No.  
PCT/CN03/00891

C (Continuation). DOCUMENTS CONSIDERED TO BE RELEVANT

Category*	Citation of document, with indication, where appropriate, of the relevant passages	Relevant to claim No.
A	TI: Terpyridine metal complexes as building blocks for supramolecular Assemblies and polymers: thermal stabilities and thin film preparation. AU: Schubert, Ulrich S.; Eschbaumer, Christian; An, Qingrui; Salditt, Tim ( Lehrstuhl für Makromolekulare Stoffe, Technische Universität München, Garching 85747, Germany). J. Inclusion Phenom. Macrocyclic Chem., 35(1-2), 35-43 (English) 1999 Kluwer Academic Publishers.	1~28
A	TI: Design, synthesis and first metal complexes of dendritic 5,5"-disubstituted-2,2':6',2"-terpyridine ligands. AU: Schubert, Ulrich S.; Weidl, Christian H.; Moorefield, Charles N.; Baker, Gregory R.; Newkome, George R. (Lehrstuhl für Makromolekulare Stoffe, Technische Universität München, Garching D-85747, Germany). Polym. Prepr. (Am. Chem. Soc., Div. Polym. Chem.), 40(2), 940-941 (English) 1999 American Chemical Society, Division of Polymer Chemistry.	1~28