

# Search for resonances in diphoton events at $\sqrt{s} = 13$ TeV with the ATLAS detector

---



## The ATLAS collaboration

*E-mail:* [atlas.publications@cern.ch](mailto:atlas.publications@cern.ch)

**ABSTRACT:** Searches for new resonances decaying into two photons in the ATLAS experiment at the CERN Large Hadron Collider are described. The analysis is based on proton-proton collision data corresponding to an integrated luminosity of  $3.2 \text{ fb}^{-1}$  at  $\sqrt{s} = 13$  TeV recorded in 2015. Two searches are performed, one targeted at a spin-2 particle of mass larger than 500 GeV, using Randall-Sundrum graviton states as a benchmark model, and one optimized for a spin-0 particle of mass larger than 200 GeV. Varying both the mass and the decay width, the most significant deviation from the background-only hypothesis is observed at a diphoton invariant mass around 750 GeV with local significances of 3.8 and 3.9 standard deviations in the searches optimized for a spin-2 and spin-0 particle, respectively. The global significances are estimated to be 2.1 standard deviations for both analyses. The consistency between the data collected at 13 TeV and 8 TeV is also evaluated. Limits on the production cross section times branching ratio to two photons for the two resonance types are reported.

**KEYWORDS:** Beyond Standard Model, Hadron-Hadron scattering (experiments), Hard scattering, Particle and resonance production, proton-proton scattering

ARXIV EPRINT: [1606.03833](https://arxiv.org/abs/1606.03833)

---

## Contents

<b>1</b>	<b>Introduction</b>	<b>1</b>
<b>2</b>	<b>ATLAS detector</b>	<b>2</b>
<b>3</b>	<b>Data and simulated event samples</b>	<b>3</b>
<b>4</b>	<b>Photon selection</b>	<b>5</b>
<b>5</b>	<b>Event selection and sample composition</b>	<b>7</b>
5.1	Primary vertex selection	7
5.2	Event selection	8
5.3	Sample composition	8
5.4	Signal acceptance and efficiency	9
<b>6</b>	<b>Signal modelling</b>	<b>11</b>
<b>7</b>	<b>Background estimates</b>	<b>12</b>
7.1	Monte Carlo extrapolation approach	13
7.2	Functional-form approach	15
7.3	Comparison of the two methods for the background estimate	16
<b>8</b>	<b>Statistical procedure</b>	<b>16</b>
<b>9</b>	<b>Results</b>	<b>18</b>
9.1	Summary of systematic uncertainties	18
9.2	Compatibility with background-only hypothesis	19
9.3	Kinematic distributions for events with $m_{\gamma\gamma}$ around 750 GeV	22
9.4	Compatibility with 8 TeV data	23
9.5	Cross-section limits	25
<b>10</b>	<b>Conclusion</b>	<b>26</b>
	<b>The ATLAS collaboration</b>	<b>33</b>

---

## 1 Introduction

New high-mass states decaying into two photons are predicted in many extensions of the Standard Model (SM). The diphoton final state provides a clean experimental signature with excellent invariant mass resolution and moderate backgrounds. Searches for new high-mass resonances decaying into two photons are described, using CERN Large Hadron Collider (LHC) [1] proton-proton ( $pp$ ) collision data at  $\sqrt{s}=13$  TeV recorded in 2015 by the ATLAS detector. The data correspond to an integrated luminosity of  $3.2\text{ fb}^{-1}$ .

The decay photons would have different kinematic properties depending on whether the hypothetical particle has spin-0 or spin-2. These are exploited by applying two different

selections, with looser kinematic selection requirements for the spin-2 resonance search. The photon identification criteria and the event pre-selection are common to both searches.

The search for a spin-2  $\gamma\gamma$  resonance uses the Randall-Sundrum (RS) model [2] graviton as a benchmark. This entails a lightest Kaluza-Klein [3] spin-2 graviton excitation ( $G^*$ ) with a dimensionless coupling  $k/\overline{M}_{\text{Pl}}$ , where  $\overline{M}_{\text{Pl}} = M_{\text{Pl}}/\sqrt{8\pi}$  is the reduced Planck scale and  $k$  the curvature scale of the extra dimension. The lightest graviton excitation is expected to be a fairly narrow resonance for  $k/\overline{M}_{\text{Pl}} < 0.3$  [4], with the width given by  $1.44(k/\overline{M}_{\text{Pl}})^2 m_{G^*}$ , where  $m_{G^*}$  is the mass of the lightest graviton state. For  $k/\overline{M}_{\text{Pl}} = 0.1$ , the natural width increases from 11 GeV at  $m_{G^*} = 800$  GeV to 30 GeV at  $m_{G^*} = 2200$  GeV. For  $m_{G^*} = 800$  GeV, the contributions of the natural width and of the experimental mass resolution to the width of the resonance are comparable. The shape of the invariant mass distribution of the main background from the production of prompt photon pairs is estimated from theoretical computations, and the contribution from the reducible background of events where at least one jet is misidentified as a photon is added from data-driven estimates. This approach works well up to the highest invariant masses where a small number of background events are expected. The search is performed in the mass range above 500 GeV and in the  $k/\overline{M}_{\text{Pl}}$  range 0.01 to 0.3, searching for an excess over the estimated background diphoton invariant mass distribution. To model such an excess, the RS graviton resonance shape is convolved with the experimental resolution.

Spin-0  $\gamma\gamma$  resonances are predicted in theories with an extended Higgs sector [5–11]. The search for a spin-0 resonance uses a restricted kinematic range for the photon selection, taking advantage of the isotropic distribution of the decay products in the centre-of-mass frame of the new particle. The background is estimated by fitting the diphoton invariant mass distribution to an analytical function, searching for an excess modelled by a spin-0 resonance convolved with the experimental resolution. The search is performed in the mass range 200–2000 GeV, where there are enough events to constrain the background shape, and for width values up to 10% of the mass of the hypothesized particle.

Searches for diphoton resonances in LHC Run-1 data have been reported by the ATLAS and CMS collaborations [12–16]. A similar analysis was performed by the CMS collaboration using the 2015 LHC pp data [17].

This paper is organized as follows. After a description of the ATLAS detector in section 2 and of the data and simulated event samples in section 3, the photon selection and energy measurements are presented in section 4. In sections 5 to 8 the event selection, the modelling of the signal and the estimation of the background as well as the statistical procedure to analyse the data are presented. The results are discussed in section 9.

## 2 ATLAS detector

The ATLAS detector [18] is a multi-purpose detector with a forward-backward symmetric cylindrical geometry.<sup>1</sup> At small radii, the inner detector (ID), immersed in a 2 T mag-

<sup>1</sup>The ATLAS experiment uses a right-handed coordinate system with its origin at the nominal interaction point (IP) in the centre of the detector and the  $z$ -axis along the beam pipe. The  $x$ -axis points from the IP to the centre of the LHC ring, and the  $y$ -axis points upward. Cylindrical coordinates  $(r, \phi)$  are used in

netic field produced by a thin superconducting solenoid located in front of the calorimeter, is made up of fine-granularity pixel and microstrip detectors. These silicon-based detectors cover the pseudorapidity range  $|\eta| < 2.5$ . A gas-filled straw-tube transition radiation tracker (TRT) complements the silicon tracker at larger radii and also provides electron identification capabilities based on transition radiation. The electromagnetic (EM) calorimeter is a lead/liquid-argon sampling calorimeter with accordion geometry. The calorimeter is divided into a barrel section covering  $|\eta| < 1.475$  and two end-cap sections covering  $1.375 < |\eta| < 3.2$ . For  $|\eta| < 2.5$  it is divided into three layers in depth, which are finely segmented in  $\eta$  and  $\phi$ . A thin presampler layer, covering  $|\eta| < 1.8$ , is used to correct for fluctuations in upstream energy losses. Hadronic calorimetry in the region  $|\eta| < 1.7$  uses steel absorbers and scintillator tiles as the active medium. Liquid-argon calorimetry with copper absorbers is used in the hadronic end-cap calorimeters, which cover the region  $1.5 < |\eta| < 3.2$ . A forward calorimeter using copper or tungsten absorbers with liquid argon completes the calorimeter coverage up to  $|\eta| = 4.9$ . The muon spectrometer measures the deflection of muon tracks within  $|\eta| < 2.7$ , using three stations of precision drift tubes, with cathode strip chambers in the innermost layer for  $|\eta| > 2.0$ . The deflection is provided by a toroidal magnetic field from air-core superconducting magnets, with an integral of approximately 3 T·m and 6 T·m in the central and end-cap regions, respectively. The muon spectrometer is instrumented with trigger chambers covering  $|\eta| < 2.4$ . Events are selected using a first-level trigger implemented in custom electronics, which reduces the event rate to a design value of 100 kHz using a subset of detector information. Software algorithms with access to the full detector information are then used in the high-level trigger to yield a recorded event rate of about 1 kHz [19].

### 3 Data and simulated event samples

Data were collected by the ATLAS detector in 2015 using  $pp$  collisions at a centre-of-mass energy of  $\sqrt{s} = 13$  TeV with a minimum bunch spacing of 25 ns, an average number of  $pp$  interactions per bunch crossing of about 13, and a peak instantaneous luminosity of  $5 \times 10^{33}$  cm<sup>-2</sup>s<sup>-1</sup>. Events from  $pp$  collisions were recorded using a diphoton trigger with transverse energy  $E_T = E \sin(\theta)$  thresholds of 35 GeV and 25 GeV for the  $E_T$ -ordered leading and subleading photon candidates, respectively. In the high-level trigger, clusters of energy in the EM calorimeter are reconstructed and required to satisfy loose criteria according to the properties of showers initiated by photons. The trigger has a signal efficiency close to 99% for events fulfilling the final event selections. Only events taken in stable beam conditions, and in which the detector is fully operational, are considered. After data-quality requirements, the data sample corresponds to an integrated luminosity of 3.2 fb<sup>-1</sup>. The measurement of the integrated luminosity has an uncertainty of  $\pm 5\%$ . It is derived, following a methodology similar to that detailed in ref. [20], from a preliminary calibration of the luminosity scale using van der Meer scans performed in August 2015.

---

the transverse plane,  $\phi$  being the azimuthal angle around the beam pipe. The pseudorapidity is defined in terms of the polar angle  $\theta$  as  $\eta = -\ln \tan(\theta/2)$ .

Simulated Monte Carlo (MC) samples are used to optimize the search strategy and to study background sources. Interference effects between signal and background processes are neglected. Signal samples for the RS graviton model are generated using PYTHIA8 [21], version 8.186, with the NNPDF23LO [22] parton distribution functions (PDF) and the A14 [23] set of tuned parameters (tune) for the underlying event, for different choices of the graviton mass and the parameter  $k/\overline{M}_{\text{Pl}}$ , spanning a mass range from 500 GeV to 5000 GeV and  $k/\overline{M}_{\text{Pl}}$  values from 0.01 to 0.3. Only the lowest-mass RS graviton state is generated. Samples for any mass or  $k/\overline{M}_{\text{Pl}}$  value are obtained by reweighting an event sample generated with a uniform mass distribution using the Breit-Wigner and parton luminosity terms. The latter sample is obtained using the PYTHIA8 configuration as described above with  $m_{G^*} = 5 \text{ TeV}$  and  $k/\overline{M}_{\text{Pl}} = 0.1$ , with an  $m_{\gamma\gamma}$ -dependent factor that modifies the production cross section to remove the effect of the Breit-Wigner term and the parton luminosity. The validity of this procedure is verified using samples generated at discrete values of  $m_{G^*}$  and  $k/\overline{M}_{\text{Pl}}$ . Because the graviton coupling increases with the energy of the decay products, the invariant mass distribution for a large-width graviton signal exhibits a high-mass tail which is not present for a spin-0 particle with properties like those of a Higgs boson.

The signal in the spin-0 particle search is simulated as if it were a SM Higgs boson produced in  $pp$  collisions via gluon fusion and decaying into two photons. Other production processes are investigated to assess the impact of the production mode on the signal modelling. MC samples are produced for different hypotheses of the spin-0 boson mass ( $m_X$ ) in the range 200 GeV to 2000 GeV and of the decay width ( $\Gamma_X$ ) up to 10% of  $m_X$ . For the narrow-width approximation (NWA), the width of the particle is set to 4 MeV. Gluon fusion events are generated with POWHEG-BOX [24, 25], version 2, interfaced with PYTHIA8 for the underlying event, parton showering and hadronization. To model signals with large decay widths, a function parameterizing the theoretical line-shape of the resonance is used [15, 16]. The POWHEG-BOX implementation of a large-width spin-0 resonance with couplings like those of the Higgs boson in the SM is chosen for this function. The line-shape is modelled with a Breit-Wigner distribution based on a running-width scheme, including the dependence of the cross section on the gluon-gluon parton luminosity. In order to reduce the sensitivity to modelling effects from the off-shell region, the sample generation is restricted to the region  $m_X \pm 2\Gamma_X$ . The validity of this procedure is checked by comparing the result of this implementation with simulated samples generated with a large width in POWHEG-BOX. Events produced via vector-boson fusion are generated using POWHEG-BOX [26] interfaced with PYTHIA8. Associated production with a vector-boson or a  $t\bar{t}$  pair is generated with PYTHIA8. The CT10 [27] PDF set is used for the samples generated with POWHEG-BOX, while CTEQ6L1 [28] is used for the samples generated with PYTHIA8. The underlying-event generation for the gluon fusion and vector-boson fusion samples is based on the PYTHIA8 AZNLO tune [29], while for the other samples, the A14 tune is used.

Events containing two prompt photons, representing the largest irreducible background to the search, are simulated using the SHERPA [30] generator version 2.1.1. Matrix elements are calculated with up to two partons at leading order in QCD and merged with the SHERPA

parton shower [31] using the ME+PS@LO prescription [32]. The gluon-induced box process is also included. The CT10 PDF set is used in conjunction with a dedicated parton-shower tune of SHERPA. Samples of the photon+jet reducible background component are also generated using SHERPA. For comparisons, PYTHIA8 is also used to generate Standard Model diphoton production, based on the leading-order quark-antiquark  $t$ -channel annihilation diagram and the gluon-induced box process, and photon+jet production.

The generated events are passed through a full detector simulation [33] based on GEANT4 [34]. Pile-up from additional  $pp$  collisions in the same and neighbouring bunch crossings is simulated by overlaying each MC event with a variable number of simulated inelastic  $pp$  collisions generated using PYTHIA8 with the A2 tune [35]. The MC events are weighted to reproduce the distribution of the average number of interactions per bunch crossing observed in the data.

## 4 Photon selection

Photon and electron candidates are reconstructed from clusters of energy deposited in the electromagnetic calorimeter. Candidates without a matching track or reconstructed conversion vertex in the inner detector are classified as unconverted photons. Those with a matching reconstructed conversion vertex or a matching track, consistent with originating from a photon conversion, are classified as converted photons. Those matched to a track consistent with originating from an electron produced in the beam interaction region are kept as electrons.

Only photon candidates with  $|\eta| < 2.37$  are considered, not including the transition region  $1.37 < |\eta| < 1.52$  between the barrel and end-cap calorimeters. The calorimeter granularity in the excluded transition region is reduced, and the presence of significant additional inactive material degrades the photon identification capabilities and energy resolution.

Photon identification is based primarily on shower shapes in the calorimeter [36], with the selection criteria re-optimized for the conditions expected for the 2015 data. An initial loose selection is derived using only the information from the hadronic calorimeter and the lateral shower shape in the second layer of the electromagnetic calorimeter, which contains most of the energy. The final tight selection applies tighter criteria to these variables, different for converted and unconverted photon candidates. It also places requirements on the shower shape in the finely segmented first calorimeter layer to ensure the compatibility of the measured shower profile with that originating from a single photon impacting the calorimeter. When applying the photon identification criteria to simulated events, the shower shapes are corrected for small differences in their average values between data and simulation. The efficiency of the photon identification increases with  $E_T$  from 85% at 50 GeV to 95% at 200 GeV. For  $E_T > 50$  GeV, the uncertainty in the photon identification efficiency varies between  $\pm 1\%$  and  $\pm 5\%$  depending on  $\eta$  and  $E_T$ . This uncertainty is estimated from the effect of differences between shower-shape variable distributions in data and simulation. From the studies done in ref. [36], this procedure is found to provide a conservative estimate of the uncertainties.

To further reject the background from jets misidentified as photons, the photon candidates are required to be isolated using both calorimeter and tracking detector information. The calorimeter isolation variable,  $E_T^{\text{iso}}$ , is defined as the sum of the  $E_T$  of energy clusters deposited in a cone of size  $\Delta R = \sqrt{(\Delta\eta)^2 + (\Delta\phi)^2} = 0.4$  around the photon candidate, excluding an area of size  $\Delta\eta \times \Delta\phi = 0.125 \times 0.175$  centred on the photon cluster; the expected photon energy deposit outside the excluded area is subtracted. The pile-up and underlying-event contribution to the calorimeter isolation variable is subtracted from the isolation energy event-by-event [37–39]. The selection requirement on the calorimeter isolation variable is defined by  $E_T^{\text{iso}} < 0.022E_T + 2.45 \text{ GeV}$ , where  $E_T$  is the transverse energy of the photon candidate. The track isolation variable ( $p_T^{\text{iso}}$ ) is defined as the scalar sum of the transverse momenta of the tracks in a cone of  $\Delta R = 0.2$  around the photon candidate. The tracks are required to have  $p_T > 1.0 \text{ GeV}$  and to be consistent with originating from the diphoton primary vertex, defined in section 5.1. For converted photons, the one or two tracks associated with the photon conversion are excluded from the  $p_T^{\text{iso}}$  computation. The requirement applied for the track isolation variable is  $p_T^{\text{iso}} < 0.05E_T$ .

The efficiency of the isolation requirements is studied using several data control samples. Electrons from  $Z$ -boson decays are used to validate the isolation variables up to  $E_T = 100 \text{ GeV}$ . Inclusive photon samples are used to check the efficiency of the isolation requirement in a wide  $E_T$  range from 50 GeV up to 1000 GeV. Small differences between data and simulation in the average value of the calorimeter isolation variable are observed as a function of  $E_T$  and  $\eta$  of the photon candidates. The size of this difference is used as a systematic uncertainty. The efficiency of the combined isolation requirement for photons fulfilling tight identification selection in signal MC samples is 90% to 96% in the  $E_T$  range 100 GeV to 500 GeV, with an uncertainty between 1% and 2%. The isolation requirement reduces the rate at which jet are misidentified as photons by about one order of magnitude.

The measurement of the electron or photon energy is based on the energy collected in calorimeter cells in an area of size  $\Delta\eta \times \Delta\phi = 0.075 \times 0.175$  in the barrel and  $0.125 \times 0.125$  in the end-caps. A multivariate regression algorithm [40] to calibrate electron and photon energy measurements was developed and optimized on simulated events. Corrections are made for the energy deposited in front of the calorimeter and outside the cluster, as well as to account for the variation of the energy response as a function of the impact point on the calorimeter. The inputs to the energy calibration algorithm are the measured energy per calorimeter layer, including the presampler, the  $\eta$  of the cluster and the local position of the shower within the second-layer cell corresponding to the cluster centroid. In addition, for converted photons, the track transverse momenta and the conversion radius are used to further improve the energy resolution, especially at low energy. The calibration of the layer energies in the calorimeter is based on the measurement performed with 2012 data at  $\sqrt{s} = 8 \text{ TeV}$  [40]. The overall energy scale in data and the difference in the constant term of the energy resolution between data and simulation are estimated with a sample of  $Z$ -boson decays to electrons recorded in 2012 and reprocessed using the same conditions as used for the 2015 data taking and event processing. At  $E_T$  values larger than  $\approx 200 \text{ GeV}$ , the energy resolution is dominated by the constant term of the calorimeter energy resolution, which amounts to 0.6%–1.5% depending on  $\eta$ . The energy scale and resolution corrections are

checked using  $Z$ -boson decays to electrons recorded in the 2015 dataset. Uncertainties in the measurements performed with this sample are estimated following a procedure similar to that discussed in ref. [40]. The difference between the values measured with the 2015 data and those predicted from the reprocessed 2012 data is also taken into account in the uncertainties. The uncertainty in the photon energy scale at high  $E_T$  is typically  $\pm(0.5\text{--}2.0)\%$  depending on  $\eta$ , and the relative uncertainty in the photon energy resolution for  $E_T = 300$  GeV is  $\pm(30\text{--}45)\%$  depending on  $\eta$ . Additional uncertainties related to the extrapolation of the energy scale to photons of very high energies, in addition to those described in ref. [40], were considered and found to be small. In particular, detailed checks of the validity of the calibration for the lowest gain range of the electronic readout [41] of the electromagnetic calorimeter, which is used in the  $E_T$  range above 350 GeV in the central part of the electromagnetic barrel calorimeter, were performed, including checks with high- $E_T$  electrons from  $Z$ -boson decays. These checks show that the relative calibration of the low-gain readout with respect to the other gains is better than  $\pm 1\%$ .

## 5 Event selection and sample composition

Starting from the triggered events, two photon candidates fulfilling the tight identification criteria are required, with  $E_T$  above 40 GeV and 30 GeV, respectively. The primary vertex corresponding to the  $pp$  collision that produced the diphoton candidate is identified. In addition, the calorimeter- and track-based isolation requirements are applied to further reduce the background from jets misidentified as photons, thus increasing the expected sensitivity of the analyses. Different additional selections are then applied, separately in the spin-2 and spin-0 resonance searches.

### 5.1 Primary vertex selection

The diphoton mass reconstruction requires the reconstructed primary vertex corresponding to the  $pp$  collision that produced the diphoton candidate. The correct identification of the tracks originating from this  $pp$  collision is also necessary to avoid pile-up contributions to the track isolation. To keep the contribution of the opening angle resolution to the mass resolution smaller than the contribution of the energy resolution, a position resolution for the primary vertex of about 15 mm in the  $z$ -direction is required. Better resolution is needed to correctly match tracks to the  $pp$  collision vertex of the diphoton candidate. The directions of both photon candidates are measured using the longitudinal and transverse segmentation of the electromagnetic calorimeter, with a resolution of about  $60 \text{ mrad}/\sqrt{E}$ , where  $E$  is the photon energy in GeV. An estimate of the  $z$ -position of the diphoton primary vertex is obtained by combining the average beam-spot position with this ‘photon pointing’. It may be enhanced using the tracks from photon conversions with conversion radii before or in the volume of the silicon detectors. This estimate gives a resolution of about 15 mm in the  $z$ -direction. In order to select the correct primary vertex for the diphoton event, a neural-network discriminant, similar to the one used in ref. [42], is constructed using both the  $z$ -position of the diphoton primary vertex estimated by the photon pointing including its uncertainty and additional information from the tracks associated with each reconstructed



primary vertex. After applying this procedure, the contribution of the opening angle resolution to the mass resolution is negligible. The efficiency to reconstruct the correct primary vertex within  $\pm 0.3$  mm is about 88%.

## 5.2 Event selection

In the selection used to search for a spin-2 resonance, the transverse energy of each photon is required to satisfy  $E_T > 55$  GeV. With this selection, 5066 diphoton events with a diphoton invariant mass  $m_{\gamma\gamma} > 200$  GeV are selected in the data.

The search for a spin-0 resonance applies tighter selections which were optimized on simulated background and signal samples. Given the isotropic distribution of the decay, the average transverse energy of the two photons is expected to be higher than that of photons from background processes at the same invariant mass. For a given value of  $m_{\gamma\gamma}$ , the transverse energy is required to be  $E_T > 0.4m_{\gamma\gamma}$  for the photon with the highest  $E_T$  and  $E_T > 0.3m_{\gamma\gamma}$  for the photon with the second-highest  $E_T$ . This selection improves the expected sensitivity by more than 20% for masses larger than 600 GeV compared to the initial requirement. With these requirements, 7391 (2878) events are selected in the data with  $m_{\gamma\gamma} > 150$  GeV ( $> 200$  GeV). The highest invariant mass value observed in the data is 1933 GeV (1606 GeV) for the spin-2 (spin-0) search selection.

## 5.3 Sample composition

The selected samples mainly consist of events from diphoton production, followed by photon+jet production, with one jet misidentified as a photon, and dijet production with two jets misidentified as photons. Background sources from Drell-Yan,  $W\gamma$  or  $Z\gamma$  production, with either one or two isolated electrons misidentified as photons, are negligible. A quantitative understanding of the sample composition is required for the background estimate in the spin-2 resonance search. It is also used in the studies for the choice of background function in the spin-0 resonance search.

Two methods based on control regions built from events failing the isolation requirement and/or some of the tight photon identification requirements are used to estimate the relative contribution of the various sources of background directly from data. To avoid significant correlation with the isolation variable, only some of the tight photon identification requirements using the first layer of the calorimeter are inverted

In the first method [43], denoted the  $2 \times 2$  sidebands method, four regions for each photon candidate are constructed, one region corresponding to the signal selection and the others to candidates failing the isolation requirement only, failing part of the tight identification requirement only or failing both. For diphoton candidates, 16 control regions are thus obtained. The inputs to the method are the numbers of events in the 16 regions and the signal efficiencies of the tight identification and isolation requirements. The correlation between these two requirements is assumed to be negligible for background events. The method allows the simultaneous extraction of the numbers of genuine diphoton events, photon+jet, jet+photon and dijet background events, and of the efficiencies of the tight identification and isolation requirements for photon candidates from misidentified jets.

Photon+jet events correspond to the cases where the sub-leading photon candidate in  $E_T$  is a jet misidentified as a photon, and vice versa for jet+photon events.

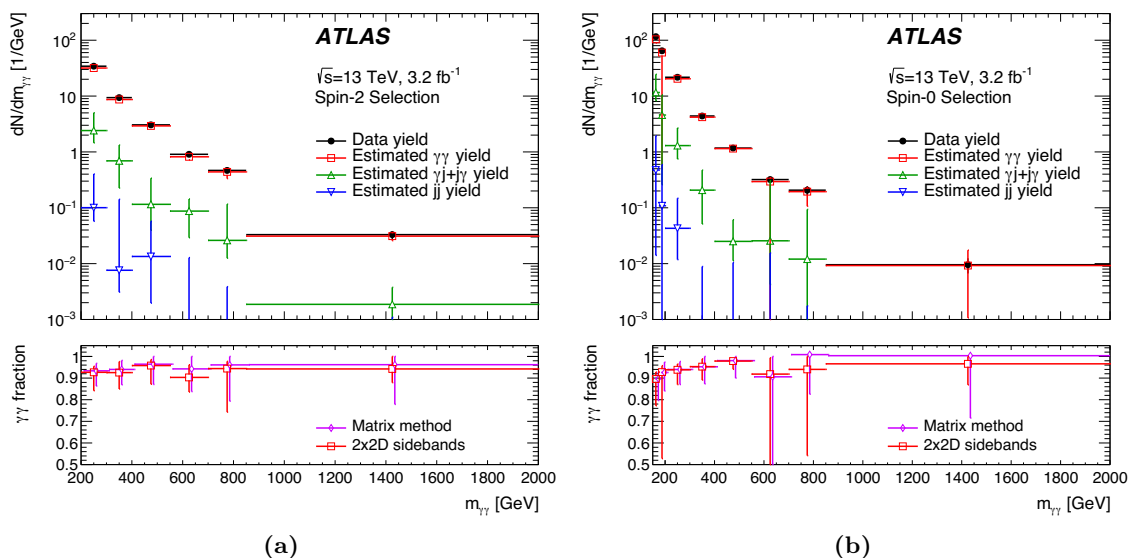
The second method [44], denoted the matrix method, classifies the diphoton candidates passing tight identification requirements into four categories depending on whether both, only the leading, only the sub-leading or none of the photons pass the isolation cut. The numbers of observed events in data in these categories are related to the numbers of genuine diphoton, photon+jet, jet+photon and dijet events through isolation efficiencies for signal and background. The efficiency for background is estimated in control regions of the data, using events failing a subset of the tight identification requirements. Events satisfying the tight identification are used to estimate the efficiency for genuine photons, after subtracting the background component, whose amount is estimated by comparing the number of events passing with the number failing a subset of the tight identification requirements, in control region of the data with large track isolation value,  $p_T^{\text{iso}} > 0.05E_T + 10 \text{ GeV}$ . Once these efficiencies are known, the sample composition can be extracted by the inversion of a  $4 \times 4$  matrix.

Both methods can be applied over the full selected kinematic range, or in bins of  $m_{\gamma\gamma}$ , thus providing inclusive as well as differential yields. Figure 1 shows the decomposition of the selected data sample into the contributions from diphoton, photon+jet or jet+photon, and dijet events for both selections and the corresponding purities, defined as the ratio of diphoton events to the total number of events in the sample. The purity is  $(94^{+3}_{-7})\%$  for the spin-2 selection and  $(93^{+3}_{-8})\%$  for the spin-0 selection. Uncertainties in these purity estimates originate from the statistical uncertainty in the data sample, the definition of the control region failing the tight identification requirement, the modelling of the isolation distribution and possible correlations between the isolation variable and the inverted identification criteria. The two methods give consistent results within their uncertainties. The estimate of these uncertainties is sensitive to the small number of events in some of the control regions.

#### 5.4 Signal acceptance and efficiency

The expected signal yield can be expressed as the product of three terms: the production cross section times branching ratio to two photons, the acceptance (A) of the kinematic requirements, and the reconstruction and identification efficiency (C). The acceptance is expressed as the fraction of decays satisfying the fiducial acceptance at the generator level. The factor  $C$  is defined as the ratio of the number of events fulfilling all the selections placed on reconstructed quantities to the number of events in the fiducial acceptance. The fiducial acceptance closely follows the selection criteria applied to the reconstructed data:  $|\eta_\gamma| < 2.37$ ,  $E_T > 55 \text{ GeV}$  for the spin-2 resonance search selection and  $E_T > 0.4m_{\gamma\gamma}$  (leading  $\gamma$ ),  $E_T > 0.3m_{\gamma\gamma}$  (sub-leading  $\gamma$ ) for the spin-0 resonance search. An isolation requirement is applied in the fiducial acceptance definition using all particles with lifetime greater than 10 ps at the generator level in a cone of  $\Delta R = 0.4$  around the photon direction  $E_T^{\text{iso}} < 0.05E_T^\gamma + 6 \text{ GeV}$ . The value of the isolation requirement applied at the particle level is adjusted to reproduce the selection applied at the reconstruction level.

For the spin-2 resonance search, the acceptance for the benchmark RS graviton model varies from 66% at a mass of 500 GeV, to 91% at a mass of 5000 GeV. The factor  $C$  is



**Figure 1.** The diphoton invariant mass distributions (upper panels) of the data for the spin-2 and spin-0 selections and their decomposition into contributions from genuine diphoton, photon+jet plus jet+photon and jet+jet events, determined as described in the text. The bottom panels show the purity of diphoton events as determined from the two methods. The total uncertainties are shown, including statistical and systematic components.

almost constant at 68% in this mass range. The value of  $A \times C$  for the selection thus ranges from 45% to 61% for masses between 500 GeV and 5000 GeV with a small dependence on the width.

For the spin-0 resonance search,  $A$  ranges from 52% to 62% in the mass range from 200 GeV to 700 GeV for a particle similar to a Higgs boson produced by gluon fusion and is almost constant above 700 GeV. The gluon fusion production mode is used to compute the value of  $C$ , which ranges from 65% for a particle of mass 200 GeV to 71% at 700 GeV and is almost constant above 700 GeV. For the generator-level fiducial acceptance definition, the generated diphoton invariant mass is required to be within  $\pm 2\Gamma$  of the resonance mass. Different production modes (vector-boson fusion, associated production with a  $W$  or  $Z$  boson or with a  $t\bar{t}$  pair) yield differences in  $C$  values of at most  $\pm 3\%$ , which is taken as an uncertainty. In the case of a decay width larger than the detector resolution, the correction factor  $C$  varies by up to  $\pm 5\%$  depending on the assumed decay width. This variation is taken as an additional uncertainty.

Experimental uncertainties in  $C$  arise from uncertainties in the photon identification efficiency ( $\pm 3\%$  to  $\pm 2\%$  depending on the assumed mass and on the selection), the photon isolation efficiency ( $\pm 4\%$  to  $\pm 1\%$  depending on the assumed mass and on the selection), and the trigger efficiency ( $\pm 0.6\%$ ). Uncertainties in  $C$  related to the photon energy scale and resolution have a negligible impact on the uncertainty in the expected signal yield.

## 6 Signal modelling

The invariant mass distribution of the diphoton pair for the signal is expected to peak near the assumed mass of the new particle, with a spread given by the convolution of its intrinsic decay width with the experimental resolution. For both searches, the experimental resolution of the invariant mass is modelled with a double-sided Crystal Ball (DSCB) function. Interference effects between signal and background are ignored.

The DSCB function is defined as:

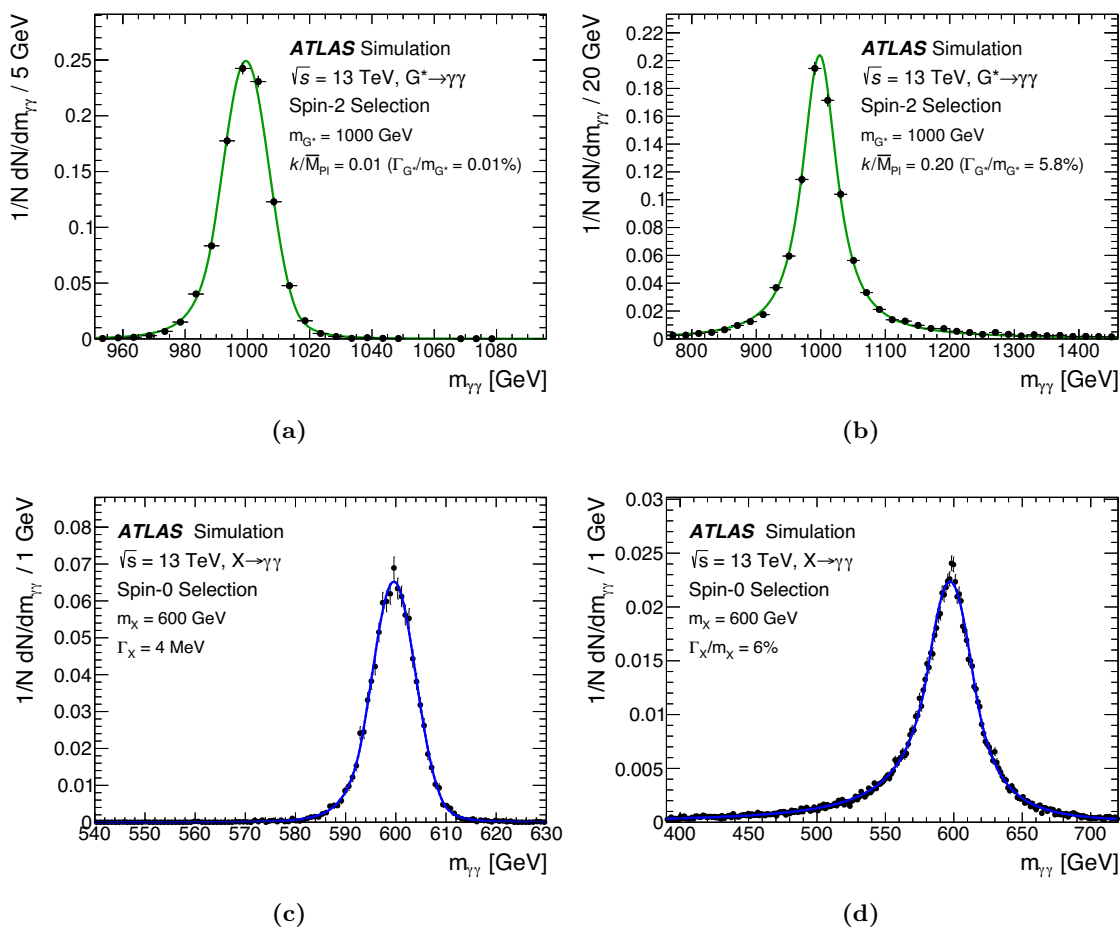
$$N \cdot \begin{cases} e^{-0.5t^2} & \text{if } -\alpha_{\text{low}} \leq t \leq \alpha_{\text{high}} \\ e^{-0.5\alpha_{\text{low}}^2 \left[ \frac{\alpha_{\text{low}}}{n_{\text{low}}} \left( \frac{n_{\text{low}}}{\alpha_{\text{low}}} - \alpha_{\text{low}} - t \right) \right]^{-n_{\text{low}}}} & \text{if } t < -\alpha_{\text{low}} \\ e^{-0.5\alpha_{\text{high}}^2 \left[ \frac{\alpha_{\text{high}}}{n_{\text{high}}} \left( \frac{n_{\text{high}}}{\alpha_{\text{high}}} - \alpha_{\text{high}} + t \right) \right]^{-n_{\text{high}}}} & \text{if } t > \alpha_{\text{high}}, \end{cases} \quad (6.1)$$

where  $t = (m_{\gamma\gamma} - \mu_{\text{CB}})/\sigma_{\text{CB}}$ ,  $N$  is a normalization parameter,  $\mu_{\text{CB}}$  is the peak of the Gaussian distribution,  $\sigma_{\text{CB}}$  represents the width of the Gaussian part of the function,  $\alpha_{\text{low}}$  ( $\alpha_{\text{high}}$ ) parameterizes the mass value where the distribution of the invariant mass becomes a power-law function on the low-mass (high-mass) side, with  $n_{\text{low}}$  ( $n_{\text{high}}$ ) the exponent of this function. For samples with small decay width, the width of the DSCB Gaussian core  $\sigma_{\text{CB}}$  parameterizes the entire effect of the experimental invariant mass resolution.

The diphoton invariant mass resolution for a narrow resonance, as measured by the  $\sigma_{\text{CB}}$  parameter, varies from about 2 GeV at a mass of 200 GeV to about 13 GeV at a mass of 2000 GeV. The relative uncertainty in the signal mass resolution is mostly driven by the uncertainty in the constant term of the energy resolution, which is the dominant contribution at high energy and varies from  $^{+30\%}_{-20\%}$  to  $^{+60\%}_{-40\%}$  as a function of the mass, in the range from 200 GeV to 1000 GeV and stays almost constant above 1000 GeV.

For the spin-2 resonance search, the signal mass distribution for any value of the mass and  $k/\overline{M}_{\text{Pl}}$  is obtained by a convolution of the intrinsic detector resolution, modelled by a DSCB function, with the predicted distribution of the mass line-shape at generator level, as discussed in section 3. The parameters of the DSCB function are determined from RS graviton signal samples of various masses with  $k/\overline{M}_{\text{Pl}} = 0.01$ , corresponding to a width of  $1.14 \cdot 10^{-4} m_{G^*}$ , which is negligible compared to the detector resolution. The convolution approach takes into account the high-mass tail predicted for the benchmark RS graviton model for large coupling values. It is validated by comparing the predicted mass distribution to the one derived in fully simulated samples with different  $k/\overline{M}_{\text{Pl}}$  values and good agreement is found.

When considering spin-0 resonances with larger natural widths, simulated as discussed in section 3, the reconstructed line-shapes for a spin-0 signal are well described by DSCB functions. The function effectively parameterizes the combined effects of the theoretical line-shape and the detector response. The parameters of the DSCB fit function are then expressed as analytical functions of the mass and width of the hypothesized resonance. This approach provides adequate modelling of the invariant mass distribution of the signal for width values up to 10% of the resonance mass.



**Figure 2.** The  $m_{\gamma\gamma}$  distributions for different signal hypotheses for an RS graviton with a mass of 1000 GeV and (a)  $k/\overline{M}_{\text{Pl}} = 0.01$ , (b)  $k/\overline{M}_{\text{Pl}} = 0.2$ , and for a scalar resonance with a mass of 600 GeV and (c) a narrow decay width and (d) with  $\Gamma/m = 0.06$ . A fit is superimposed using the convolution of the graviton mass line-shape with the detector resolution for the graviton signal case and using a double-sided Crystal Ball function for the scalar resonance case.

Figure 2 illustrates the signal modelling for a 1000 GeV RS graviton with  $k/\overline{M}_{\text{Pl}} = 0.01$  ( $\Gamma_{G^*}/m_{G^*} = 0.01\%$ ) or 0.2 ( $\Gamma_{G^*}/m_{G^*} = 6\%$ ) and for a 600 GeV scalar particle with either a narrow width or a width equal to 6% of the mass. For both analyses, a possible bias from the modelling of the signal mass resolution has a negligible impact on the extracted signal yield.

## 7 Background estimates

Two different methods are used to estimate the background contributions to the  $m_{\gamma\gamma}$  distribution. In the spin-2 search, which aims to reach masses up to 5000 GeV, the small number of data events at high masses does not effectively constrain the distribution of the invariant mass distribution. The shape of the invariant mass distribution of the main diphoton

background is thus predicted using the next-to-leading (NLO) order in QCD DIPHOX [45] computation, version 1.3.2. The background from photon+jet and dijet production is added using control samples from the data. The second approach, more appropriate for the mass range in which there are enough data events close to the investigated resonance mass, is based on using a smooth functional form, with fully data-driven parameters to model the total background. In this approach, used for the spin-0 resonance search, the mass distribution from data is fitted in the range above 150 GeV and the search range for the signal is 200–2000 GeV.

### 7.1 Monte Carlo extrapolation approach

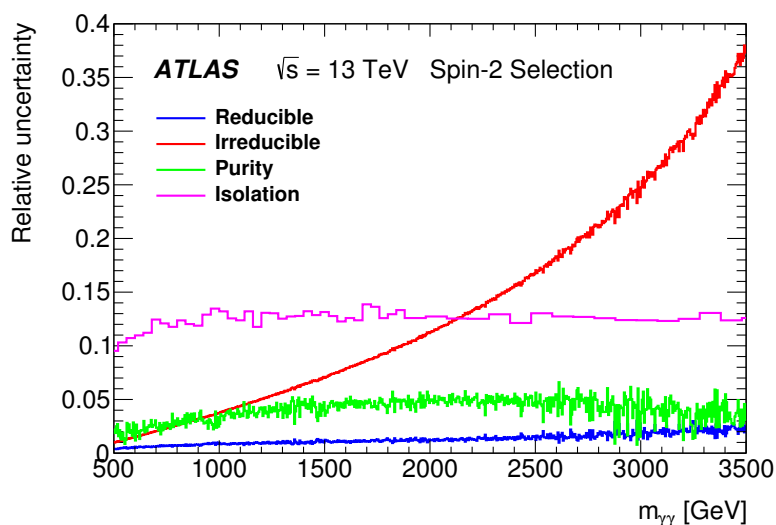
The background is separated into the diphoton irreducible component and the reducible contributions from photon+jet and dijet events. To properly normalize each component, the composition of the data sample in the invariant mass interval from 200 GeV to 500 GeV is determined following a procedure similar to that described in section 5.3. The normalized distribution of the total background can then be estimated over the full mass range from 200 GeV to 5000 GeV, summing the different background components with their relative normalizations from the 200–500 GeV range.

The DIPHOX NLO computation is used to predict the shape of the invariant mass distribution of the irreducible diphoton background at the parton level. Kinematic selection requirements corresponding to the analysis selection ( $E_T > 55$  GeV,  $|\eta| < 2.37$ ) are applied. This computation includes the contribution of photons produced in the fragmentation of quarks or gluons. The CTEQ6.6M PDF set [46] is used and the factorization, renormalization and fragmentation scales are set to the mass of the diphoton system. Fully simulated diphoton events generated with SHERPA are reweighted using the ratio of the DIPHOX and SHERPA calculations at the parton level, as a function of the diphoton invariant mass. The reweighting factor varies by about 20% over the diphoton mass range from 200 GeV to 5000 GeV. The uncertainty in the DIPHOX computation is estimated by considering the following effects: uncertainties in the PDF from variations of the 22 eigenvectors that are provided with the CTEQ6.6M PDF (from  $\pm 2\%$  at a mass of 200 GeV,  $\pm 35\%$  at a mass of 3500 GeV and up to  $\pm 140\%$  at a mass of 5000 GeV on the shape of the normalized invariant mass distribution), in the choice of PDF set from a comparison with the MSTW2008NLO PDF set [47] (up to  $\pm 5\%$ ), from the photon isolation applied at the parton level in DIPHOX ( $\pm 10\%$ ), and from the choice of factorization, renormalization and fragmentation scales used in DIPHOX ( $\pm 5\%$  in the shape of the normalized invariant mass distribution).

To predict the shape of the photon+jet and dijet backgrounds, control samples where one or two of the photons fail to meet the tight identification criteria but fulfil looser selections are used. The shape of the invariant mass distribution in these control samples is fitted with a function of the form

$$f(x) = p_0 \times x^{p_1 + p_2 \log(x)} \times \left( 1 - \frac{1}{1 + e^{(x - p_3)/p_4}} \right) \quad (7.1)$$

where  $x = m_{\gamma\gamma}/\sqrt{s}$  and  $p_i$  are free parameters. The uncertainty in the shape of this background is estimated by varying the identification criteria used to select the photons in



**Figure 3.** Relative pre-fit uncertainties in the shape of the  $m_{\gamma\gamma}$  distribution of the predicted background for the spin-2 resonance search. The uncertainties are shown in the mass range 500 GeV to 3500 GeV. The reducible background uncertainty corresponds to the uncertainty in the shape of the reducible background component. The uncertainty in the shape of the irreducible background results from uncertainties affecting the NLO diphoton computation (parton distribution functions and factorization and renormalization scales). The uncertainty in the purity corresponds to the impact of the relative normalization of the reducible background compared to the irreducible background. The uncertainty in isolation results from the uncertainty due to the choice of parton-level isolation cut in the DIPHOX NLO computation.

the control sample. Given the high purity of the selected sample, this is a small contribution to the total uncertainty.

The uncertainty in the normalized  $m_{\gamma\gamma}$  distribution of the total background results from uncertainties in both the shape and the relative normalization of each component. Four independent sources of systematic uncertainty are considered, each of them with an impact varying with the invariant mass but fully correlated across the full mass range. These sources are the shape of the reducible background, the relative normalization of the reducible and irreducible backgrounds, the impact of the parton-level isolation requirement in DIPHOX and the effect of the uncertainties in the scales and PDF in the DIPHOX computation. Figure 3 shows the evolution of the uncertainties in the background prediction, before the fit to the invariant mass distribution described in section 8, as a function of  $m_{\gamma\gamma}$  in the region  $m_{\gamma\gamma} > 500$  GeV, which is the search range for the spin-2 resonance. The sum of these uncertainties is constrained by the fit and reduced significantly compared to the individual components. At masses larger than 1000 GeV, the main contribution to the uncertainty originates from the shape of the irreducible background, which in turn mostly arises from the PDF uncertainty. The impact of these uncertainties in the range 200 GeV to 500 GeV is also taken into account. In addition, MC statistical uncertainties, which range from  $\pm 5\%$  to  $\pm 10\%$  in a 5 GeV mass interval, are also considered, uncorrelated between bins.

## 7.2 Functional-form approach

A family of functions, adapted from those used by searches for new physics signatures in dijet final states [48], is chosen to describe the shape of the invariant mass distribution:

$$f_{(k)}(x; b, \{a_k\}) = N(1 - x^{1/3})^b x^{\sum_{j=0}^k a_j (\log x)^j}, \quad (7.2)$$

where  $x = m_{\gamma\gamma}/\sqrt{s}$ ,  $b$  and  $a_k$  are free parameters, and  $N$  is a normalization factor. The number of free parameters describing the normalized mass distribution is thus  $k + 2$ .

To validate the choice of this functional form and to derive the corresponding uncertainties, the method detailed in ref. [49] is used to check that the functional form is flexible enough to accommodate different physics-motivated underlying distributions. A large sample of diphoton pseudo-data is produced using the DIPHOX NLO computation, where the photon four-vectors are smeared with the detector resolution, and also with SHERPA generated samples which are then passed through the full detector simulation and the event reconstruction. The impact of the PDF uncertainties on the invariant mass distribution is also taken into account. The shape of the mass distribution for the reducible photon+jet and dijet backgrounds is estimated with data control samples selected with one or two of the photons failing the tight identification criteria but fulfilling a looser set of requirements. These samples are dominated by events with one or two jets misidentified as photons. As the limited number of data events does not directly allow a precise estimate of the mass distribution for masses above 500 GeV, the invariant mass distribution of these samples is fitted with various smooth functions providing an adequate fit to the data. The final pseudo-data set is obtained by summing the diphoton contribution and the smoothed estimate of the photon+jet and dijet backgrounds. The bias related to the choice of functional form is estimated as the fitted “spurious” signal [49] yield in these pseudo-data, which consist only of background events, when performing a signal-plus-background fit for various signal mass hypotheses. To be selected for the analysis, the functional form is required to have a fitted “spurious” signal of less than 20% of the statistical uncertainty in the fitted signal yield over the full investigated mass range. Among the forms fulfilling this criteria, the one with the lowest number of degrees of freedom is preferred. Based on these criteria, the functional form defined in eq. (7.2) with  $k = 0$  is selected. The uncertainty in the background is estimated from the fitted “spurious” signal. For a narrow-signal hypothesis, it varies from 7 events at 200 GeV to 0.006 events at 2000 GeV. For larger hypothesized signal widths, the signal is integrated over a wider mass range and the background uncertainty is larger, varying from 20 events at 200 GeV to 0.04 events at 2000 GeV, for a hypothesized signal with a relative width  $\Gamma/m$  of 6%. For a signal mass of 750 GeV, it varies from 0.1 events for a small width to 0.8 events for  $\Gamma/m$  of 6%.

To decide whether a function with increased complexity is needed to describe the data, an  $F$ -test is performed. Two background-only fits, using the simplest validated function and a more complex version using a larger value of  $k$ , are performed on the selected data, binned according to the expected number of background diphoton events. A test statistic  $F$  is computed from the resulting  $\chi^2$  values, and its probability is compared with that expected from a Fisher distribution with the corresponding number of degrees of freedom.



The hypothesis that the additional degree of freedom is not needed to adequately describe the data is rejected if the probability to have an  $F$  value higher than the one observed in the data is less than 5%. The tests do not indicate a need for additional degrees of freedom with respect to the simplest function ( $k = 0$ ).

### 7.3 Comparison of the two methods for the background estimate

The two methods used for the background estimate were compared in the mass range where they are both used. Because of the different event selection, the functional form used to describe the background for the spin-2 search selection, determined following the procedure discussed in section 7.2, is different from the spin-0 search selection and can be expressed as  $f(x; a_0, a_1) = Ne^{(a_0 + a_1 \log(x)) \log(x)}$ , where  $x = m_{\gamma\gamma}/\sqrt{s}$ ,  $a_0$  and  $a_1$  are free parameters and  $N$  is a normalization factor. To estimate the background in one selection scenario and for a specific approach, an unconditional signal-plus-background maximum-likelihood fit with the corresponding signal hypothesis is performed on the data. The comparison of the different background estimates is shown in table 1 for two different diphoton invariant mass windows. For the MC extrapolation method, the statistical uncertainty is directly related to the total number of events in the data sample and thus is at the level of  $\pm 1.5\%$  for the spin-2 resonance search selection. For the functional-form approach, the statistical uncertainty originating from the uncertainty in the determination of the parameters of the function from the fit to the data is larger, especially at high masses. The systematic uncertainty in the MC extrapolation method originates from the sources of uncertainty discussed in section 7.1. These uncertainties are then constrained when fitting the background model to the data. For instance, in the spin-2 search selection for a mass around 750 GeV, the total background uncertainty before the fit is  $\pm 12\%$ . This is reduced to  $\pm 3.5\%$  after the fit to the data. For the functional-form approach, the systematic uncertainty is given directly by the “spurious” signal uncertainty, which depends on the signal hypothesis being considered. This systematic uncertainty is lower than that of the MC extrapolation approach.

At high mass the MC extrapolation gives a smaller uncertainty. For masses around 750 GeV they are found to be comparable, while at low mass, where the statistical component of the uncertainty using the functional-form approach is small, this approach has a lower total uncertainty. For all masses, the total uncertainty in the background estimate is significantly smaller than the expected statistical fluctuations of the background yield in the different signal regions being considered. Overall there is good agreement between the background predictions from the two methods.

## 8 Statistical procedure

The numbers of signal and background events are obtained from maximum-likelihood fits of the  $m_{\gamma\gamma}$  distribution of the selected events, for  $(m_X, k/\overline{M}_{\text{Pl}})$  hypotheses where a spin-2 resonance from the benchmark RS model is probed, or for  $(m_X, \alpha)$  hypotheses where the presence of a spin-0 resonance of mass  $m_X$  and width  $\Gamma = \alpha m_X$  is probed.

The function used to describe the data can be written as

$$N_S f_S(m_{\gamma\gamma}) + N_B f_B(m_{\gamma\gamma}), \quad (8.1)$$

Investigated signal region	Background from MC extrapolation	Background from functional form
$m = 750 \text{ GeV}, \Gamma/m = 6\%$		
720–780 GeV, spin-2 selection	$20.1 \pm 0.3 \pm 0.7$	$21.9 \pm 1.2 \pm 0.4$
720–780 GeV, spin-0 selection	$6.7 \pm 0.1 \pm 0.4$	$6.8 \pm 0.7 \pm 0.3$
$m = 1500 \text{ GeV}, \Gamma/m = 6\%$		
1440–1560 GeV, spin-2 selection	$1.14 \pm 0.02 \pm 0.09$	$1.51 \pm 0.27 \pm 0.08$
1440–1560 GeV, spin-0 selection	$0.32 \pm 0.01 \pm 0.04$	$0.33 \pm 0.11 \pm 0.04$

**Table 1.** Estimated numbers of background events for different signal hypotheses, in a mass window corresponding to  $\pm 1.5$  times the resolution of the signal. The results obtained by applying the two methods to compute the background are compared. The statistical and systematic uncertainties in the background estimates are shown separately with the statistical uncertainty first.

where  $N_S$  is the fitted number of signal events,  $f_S(m_{\gamma\gamma})$  is the normalized invariant mass distribution for a given signal hypothesis,  $N_B$  is the fitted number of background events and  $f_B(m_{\gamma\gamma})$  is the normalized invariant mass distribution of the background events. In the spin-2 resonance search,  $f_B$  is the sum of the diphoton NLO-based computation and the reducible background contribution. In the spin-0 resonance search,  $f_B$  is described by a functional form with two free parameters. The fitted number of signal events is related to the assumed signal cross section times branching ratio to two photons via the integrated luminosity and the acceptance and detector efficiency correction factors.

Uncertainties in the signal parameterization, the acceptance and detector efficiency correction factors for the signal and in the description of the background shape are included in the fit via nuisance parameters. Uncertainties in the signal modelling are constrained with Gaussian or log-normal penalty terms. In the case of the Monte Carlo approach, discussed in section 7.1, the uncertainty in the shape of each background component and in the relative normalization of the different components corresponds to a different nuisance parameter affecting the total background shape, as illustrated in figure 3. These nuisance parameters are also constrained with Gaussian penalty terms. In the case of the functional-form approach to describe the background, the parameters of the function are nuisance parameters without penalty terms, and the systematic uncertainty in the background description is implemented by the “spurious” signal term, which is constrained by a Gaussian penalty term and, for a given  $(m_X, \alpha)$  hypothesis, has the same invariant mass distribution as the signal. This “spurious” signal uncertainty is considered separately for each  $(m_X, \alpha)$  hypothesis without any correlation between the different investigated mass ranges.

Each fit allows for a single signal component. The whole mass spectrum (starting at 150 GeV for the spin-0 resonance search and at 200 GeV for the spin-2 resonance search) is used for all probed mass hypotheses.

The local  $p$ -value ( $p_0$ ) for the compatibility with the background-only hypothesis when testing a given signal hypothesis  $(m_X, \alpha)$  is based on scanning the  $q_0(m_X, \alpha)$  test statis-

tic [50]:

$$q_0(m_X, \alpha) = -2 \log \frac{L(0, m_X, \alpha, \hat{\nu})}{L(\hat{\sigma}, m_X, \alpha, \hat{\nu})}, \quad (8.2)$$

where  $\sigma$  is the signal yield and where the values of the parameters marked with the hat superscript are chosen to unconditionally maximize the likelihood  $L$ , while the value with a double hat is chosen to maximize the likelihood in a background-only fit and  $\nu$  represents the nuisance parameters which are varied in the fit. This  $p_0$ -value is calculated using the asymptotic approximation [50].

Global significance values are computed to account for the trial factors given by the search range. In a first method, which is used for the results given in this publication, a large number of pseudo-experiments are generated assuming the background-only hypothesis and, for each pseudo-experiment, a maximum-likelihood fit is performed with the signal mass, width and rate as free parameters, within the search range. The corresponding  $p_0$ -value is computed and the global significance is estimated by comparing the minimum  $p_0$ -value observed in data to the distribution derived from pseudo-experiments. A second method, used as cross-check, is based on the techniques described in refs. [50–52].

The expected and observed 95% confidence level (CL) exclusion limits are computed using a modified frequentist approach  $CL_s$  [53] with the asymptotic approximation [50]. Cross-checks with sampling distributions generated using pseudo-experiments are performed for a few signal mass points and a fair agreement with the asymptotic approximation is found. The largest differences are of the order of 10-20% on the cross-section limit for a high mass narrow resonance.

## 9 Results

### 9.1 Summary of systematic uncertainties

The diphoton mass distributions from the two event samples are fitted assuming the background-only or signal-plus-background hypotheses. Table 2 summarizes the input uncertainties related to the modelling of the signal component in the fit. The uncertainties related to the overall normalization of the signal yield, discussed in section 5.4, only affect the limits on the production cross sections, while the uncertainty in the signal mass resolution affects both the compatibility with the background-only hypothesis and the limits on the production cross section. For a narrow-width signal, the uncertainty in the mass resolution leads to a  $\pm 40\%$  relative change in the fitted signal yield at masses near 750 GeV. The impact is much smaller for larger assumed signal decay widths. For the spin-2 resonance search, the background is estimated using the approach discussed in section 7.1, while the functional-form method described in section 7.2 is used for the spin-0 resonance search. The uncertainties in the background estimates, summarized in table 1, affect both the compatibility with the background-only hypothesis and the cross-section limits. The relative systematic uncertainty in the background after the fit to the data is typically  $\pm 2\%$  to  $\pm 4\%$  at masses near 750 GeV depending on the selection and on the method used to compute the background.

Uncertainty	Spin-2 search	Spin-0 search
Signal mass resolution (mass dependent)	$^{+(30-60)}_{-(20-40)}\%$	$^{+(40-60)}_{-(30-45)}\%$
Signal photon identification (mass dependent)	$\pm(2-3)\%$	
Signal photon isolation (mass dependent)	$\pm(2-1)\%$	$\pm(4-1)\%$
Signal production process	N/A	$\pm(3-6)\%$ depending on $\Gamma$
Trigger efficiency	$\pm 0.6\%$	
Luminosity	$\pm 5.0\%$	

**Table 2.** Summary of systematic uncertainties in the signal mass resolution and in the total signal yield (from uncertainties in photon identification, isolation, process dependence of the reconstruction and identification efficiency  $C$  for the spin-0 resonance search, trigger efficiency and integrated luminosity). For mass-dependent uncertainties the quoted ranges cover the range from 500 GeV (200 GeV) to 5000 GeV (2000 GeV) for the spin-2 (spin-0) resonance search.

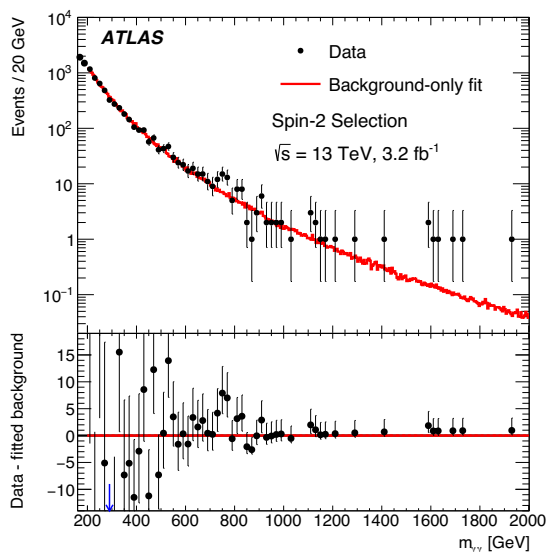
## 9.2 Compatibility with background-only hypothesis

Figure 4 shows the diphoton invariant mass distribution for the events selected in the spin-2 resonance search together with the best background-only fit ( $N_S = 0$ ) using the MC extrapolation approach. Figure 5 illustrates the local compatibility with the background-only hypothesis as a function of the assumed mass and of the  $k/\overline{M}_{P1}$  values.

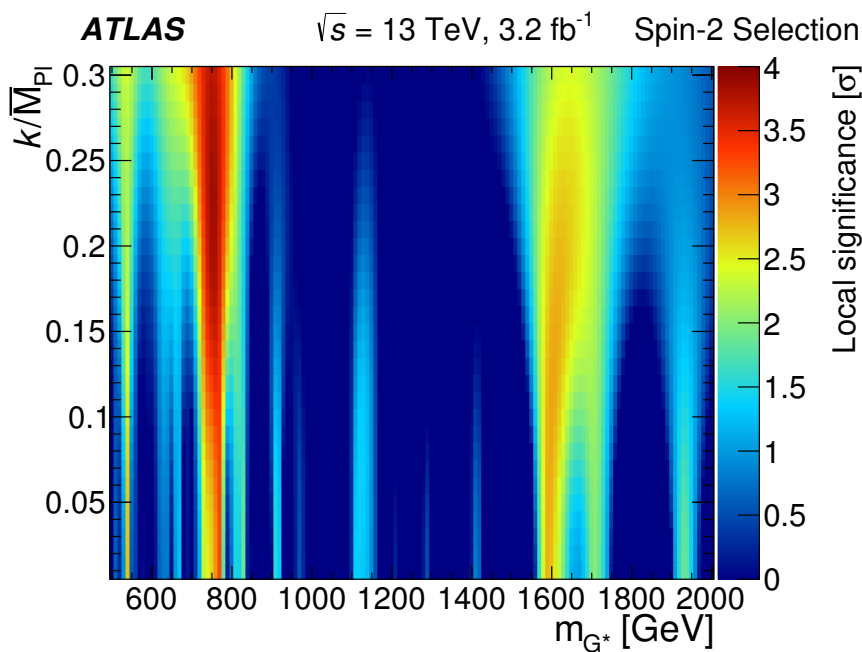
The largest deviation from the background-only hypothesis is observed near a mass of 750 GeV, for a  $k/\overline{M}_{P1}$  value of 0.23, corresponding to a local excess of 3.8 standard deviations. The width associated with  $k/\overline{M}_{P1} = 0.23$  at  $m_{G^*} = 750$  GeV is 57 GeV. The global significance evaluated using the search region of 500–2000 GeV in mass and 0.01–0.3 in  $k/\overline{M}_{P1}$  is 2.1 standard deviations. The statistical uncertainty from the number of pseudo-experiments is  $\pm 0.05$  standard deviations. For  $k/\overline{M}_{P1} = 0.01$ , corresponding to a narrow width signal, the largest deviation from the background-only hypothesis corresponds to 3.3 standard deviations local significance at a mass near 770 GeV. The change in the likelihood ratio between the best signal-plus-background fits with a small  $k/\overline{M}_{P1}$  value and  $k/\overline{M}_{P1} = 0.23$  corresponds to a difference of 1.3 standard deviations, assuming the asymptotic approximation.

Figure 6 shows the diphoton invariant mass distribution for the selection optimized for the spin-0 resonance search together with the best background-only fit ( $N_S=0$ ) using the functional-form approach. The compatibility with the background-only hypothesis, quantified with the local  $p_0$ -value expressed in standard deviations, is shown in figure 7 as a function of the hypothesized resonance mass and width.

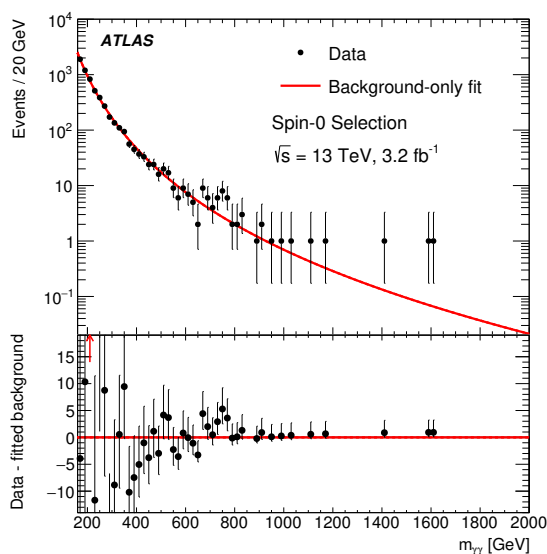
As in the spin-2 resonance search, the largest deviation is observed near a mass of 750 GeV. It corresponds to a local excess over the background-only hypothesis with a



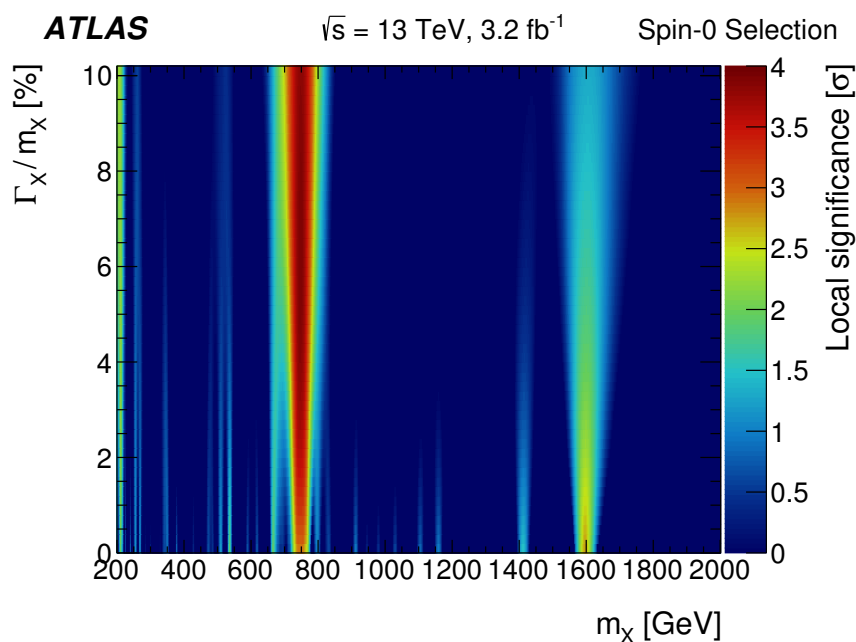
**Figure 4.** Distribution of the diphoton invariant mass for the selection used in the search for a spin-2 resonance, with the best background-only fit. The difference between the data and this fit is shown in the bottom panel for  $m_{\gamma\gamma} > 200$  GeV. The arrow shown in the lower panel indicates a values outside the range with more than one standard deviation. There is no data event with  $m_{\gamma\gamma} > 2000$  GeV.



**Figure 5.** Compatibility, in terms of local significance  $\sigma$ , with the background-only hypothesis as a function of the assumed signal mass and  $k/\overline{M}_{Pl}$  for the spin-2 resonance search.



**Figure 6.** Distribution of the invariant mass of the diphoton candidates for the selection used in the search for a spin-0 resonance with the best background-only fit. The difference between the data and this fit is shown in the bottom panel. The arrow shown in the lower panel indicates a value outside the range with more than one standard deviation. There is no data event with  $m_{\gamma\gamma} > 2000$  GeV.



**Figure 7.** Compatibility, in terms of local significance  $\sigma$ , with the background-only hypothesis as a function of the assumed signal mass  $m_X$  and relative width  $\Gamma_X/m_X$  for the analysis optimized for a spin-0 resonance search.

significance of 3.9 standard deviations for a width of 45 GeV. The impact of systematic uncertainties on the significance of the excess is small, corresponding to a change of about 0.1 standard deviations in the local significance. Only systematic uncertainties related to the background modelling have a non-negligible contribution to this small difference. The global significance evaluated using the search region of 200–2000 GeV in mass and 0%–10% in  $\Gamma_X/m_X$  is 2.1 standard deviations. The statistical uncertainty from the number of pseudo-experiments is  $\pm 0.05$  standard deviations.

If assuming a signal with a narrow width, the largest deviation from the background-only hypothesis is found for a mass near 750 GeV and it corresponds to a local significance of 2.9 standard deviations. The change in likelihood ratio between the best signal-plus-background fits with a narrow width and a width of 45 GeV corresponds to a 2.5 standard-deviation difference, assuming the asymptotic approximation.

For both selections, the data are well described by the best signal-plus-background fit. Re-binning the mass distribution to have at least 10 events per bin, a simple  $\chi^2$  test-statistic is computed to be 68 for 85 bins (65 for 71 bins) for the spin-2 (spin-0) search selection.

The events selected in the spin-0 resonance search constitute a subset of those selected in the spin-2 resonance search, so the two analyses are not independent. For a spin-2 signal model, 55% of the events selected in the spin-2 resonance search also fulfil the selection criteria of the spin-0 resonance search. The compatibility of the excesses observed in the two analyses is assessed with a bootstrap statistical procedure, assuming a common signal. If the spin-2 (spin-0) signal is assumed, the two analyses are compatible within 0.5 (0.2) standard deviations.

### 9.3 Kinematic distributions for events with $m_{\gamma\gamma}$ around 750 GeV

Several cross-checks of the events with invariant masses near 750 GeV were performed and no problem related to the photon energy measurement or photon identification and reconstruction was found. A comparison of the properties of the events is made between the events with  $m_{\gamma\gamma}$  in the interval 700–840 GeV and the events in the sideband regions with  $m_{\gamma\gamma}$  between 600 GeV and 700 GeV or with  $m_{\gamma\gamma}$  larger than 840 GeV. For the selection optimized for the spin-2 (spin-0) resonance search, 70 (31) data events are observed with  $m_{\gamma\gamma}$  in the interval 700–840 GeV, 77 (29) in the sideband with  $600 \text{ GeV} < m_{\gamma\gamma} < 700 \text{ GeV}$  and 38 (11) in the sideband  $m_{\gamma\gamma} > 840 \text{ GeV}$ . The properties investigated are the number of jets, the transverse momentum of the diphoton system, the magnitude of the missing transverse momentum ( $E_T^{\text{miss}}$ ) and the cosine of the angle between the beam axis and the forward-going photon in the Collins–Soper frame [54] of the diphoton system ( $\cos(\theta_{\gamma\gamma}^*)$ ). Jets are reconstructed from calorimeter energy clusters using the anti- $k_t$  algorithm [55] with a radius parameter of 0.4. They are required to have  $p_T > 25 \text{ GeV}$  and  $|\eta| < 4.4$  and, for jets with  $p_T < 50 \text{ GeV}$  and  $|\eta| < 2.4$ , to fulfil criteria based on tracking information [56] to reject pile-up jets. The missing transverse momentum is computed as the negative vectorial sum of the transverse momenta of photons, electrons, muons and jets associated with the diphoton vertex and of a soft term [57], accounting for the underlying event and soft radiation, which is constructed using tracks from the primary vertex, not associated with other identified objects.

Figures 8 and 9 show the distributions of these properties, for the selections optimized for the spin-2 and spin-0 resonance searches, respectively. The data in the different mass intervals are also compared to the SHERPA predictions for the diphoton background, which represents about 90% of the total background. No significant difference between the different mass regions is expected from the SHERPA predictions of the diphoton background. The data distributions do not show larger differences than those seen in the simulated sample, with the distributions in the excess region falling in general between those in the lower and higher mass intervals. The fraction of events with a jet classified as containing  $b$ -hadrons, using a multivariate technique [58, 59] with a  $b$ -tagging efficiency of 85%, is about 8% and is found to be compatible within statistical uncertainties in the different mass regions. In addition, no electron or muon candidates are found, with  $p_T > 10$  GeV and  $|\eta| < 2.47$  (electrons) or 2.7 (muons) in the events in the three mass regions. The identification selections of electron and muon candidates correspond to the medium levels [60, 61] with loose isolation criteria.

#### 9.4 Compatibility with 8 TeV data

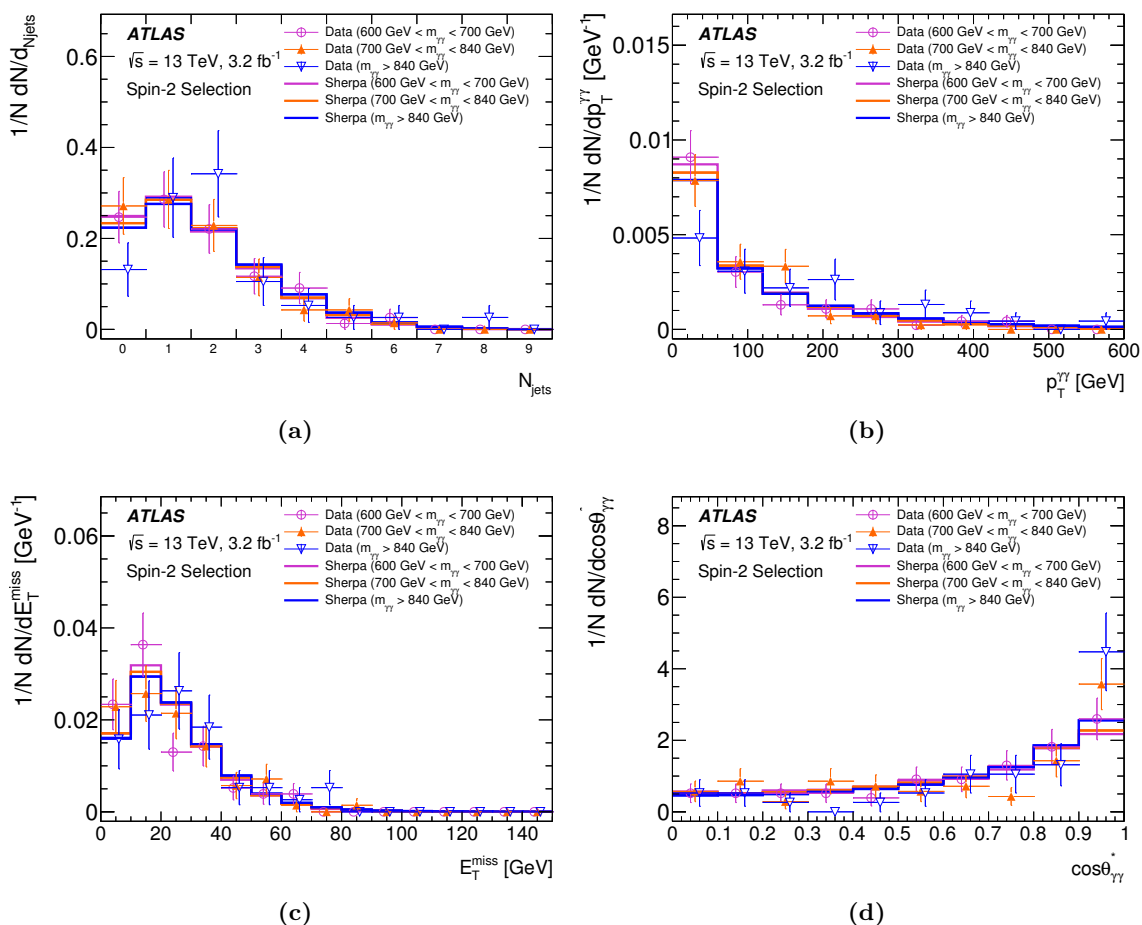
The 8 TeV  $pp$  collision data recorded in 2012, corresponding to an integrated luminosity of  $20.3 \text{ fb}^{-1}$ , are re-analysed with a photon energy calibration as described in ref. [40], which is close to the calibration used for the 13 TeV data. The selections, including the photon isolation and identification requirements, are the same as in the original publications [14, 15] but the spin-0 resonance search is now also performed at higher invariant masses, up to 2000 GeV, covering the region around 750 GeV.

The signal and background are modelled following the same methods as described above and used for the 13 TeV data. The treatment of systematic uncertainties takes into account the correlations between the two datasets from the common photon energy calibration procedure. Figure 10 shows the invariant mass distributions for the two selections. The number of selected events with mass above 200 GeV is 24995 (9157) for the spin-2 (spin-0) search selection.

In the search optimized for a spin-2 resonance, no excess is observed in the 8 TeV data above the background prediction for the signal hypothesis corresponding to the largest deviation from the background-only hypothesis in the 13 TeV data. This finding is consistent with the published analysis [14]. In the search optimized for a spin-0 resonance, for the hypothesis of a signal of mass 750 GeV and width  $\Gamma/M = 0.06$ , the 8 TeV data show a small excess corresponding to 1.9 standard deviations.

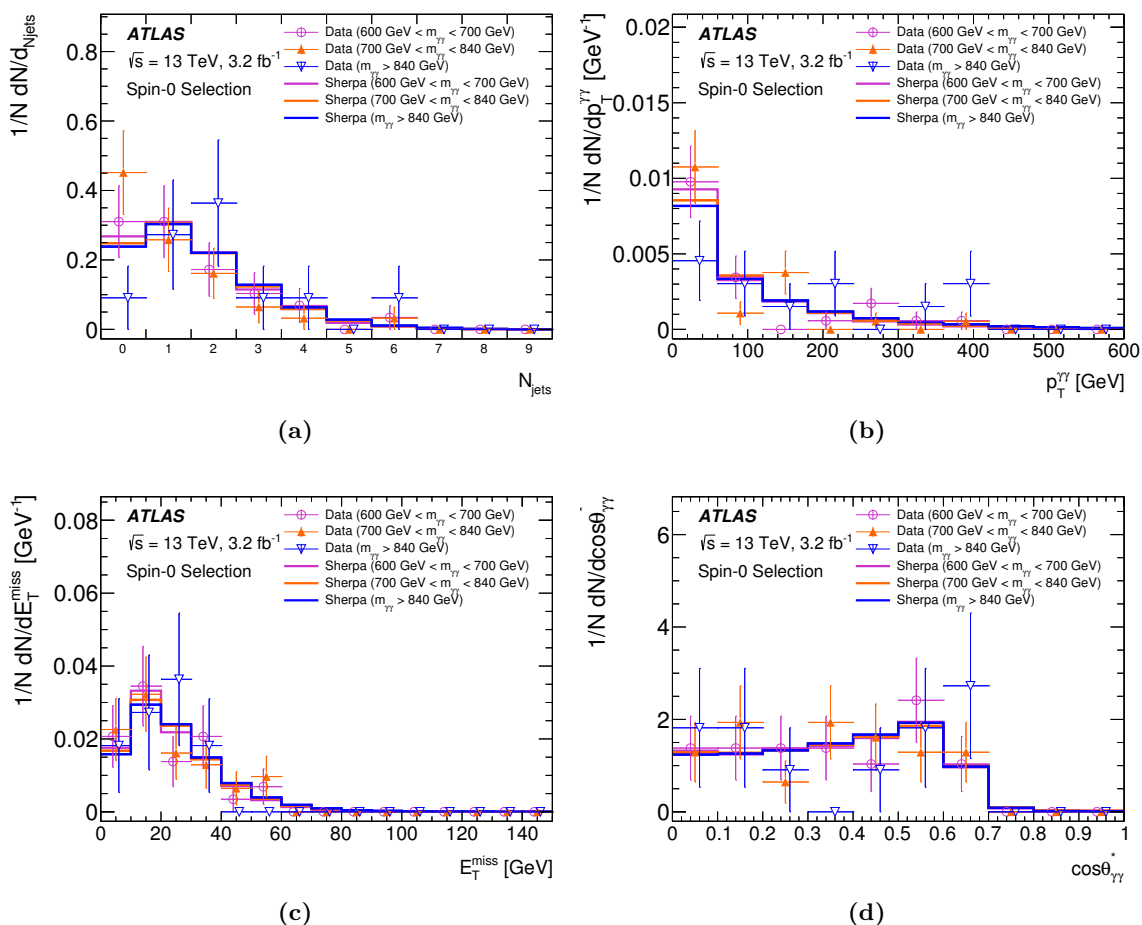
The consistency of the excess near an invariant mass of 750 GeV between the 8 TeV and 13 TeV datasets is estimated assuming a common signal model. For a particle of mass 750 GeV produced as an  $s$ -channel resonance, the expected cross section increases by a factor 4.7 for a gluon-gluon initial state and 2.7 for a light quark-antiquark initial state, as estimated with the MSTW2008NLO or NNLO PDF sets. The consistency is quantified by adding an extra modifier to the predicted cross-section ratio, which should be one if the two datasets are consistent, and treating this modifier as the only parameter of interest in the measurement. The best-fit value of this modifier corresponds to a smaller cross section at 8 TeV than expected from the 13 TeV excess.





**Figure 8.** Distributions of (a) the number of jets (with  $p_T > 25$  GeV and  $|\eta| < 4.4$ ) per event, (b) the transverse momentum of the diphoton system, (c) the missing transverse momentum and (d)  $\cos(\theta_{\gamma\gamma}^*)$  for events in the mass interval 700–840 GeV, and the regions 600–700 GeV or  $> 840$  GeV, for events fulfilling the analysis optimized for a spin-2 resonance search. The SHERPA predictions for the irreducible  $\gamma\gamma$  background are also shown. All distributions are normalized to unity.

For the analyses optimized for the RS graviton signal model, assuming  $k/\overline{M}_{\text{Pl}} = 0.2$ , the difference between the 8 TeV and 13 TeV results corresponds to 2.7 standard deviations for gluon-gluon production and 3.3 standard deviations for quark-antiquark production. For small  $k/\overline{M}_{\text{Pl}}$  values, corresponding to a narrow-width RS graviton signal, the difference is 2.2 (2.4) standard deviations for the gluon-gluon (quark-antiquark) production cross-section scaling. For the analyses optimized for the spin-0 resonance search, assuming a scalar resonance produced by gluon fusion with  $\Gamma/M = 0.06$ , the difference corresponds to a statistical significance of 1.2 standard deviations if gluon-gluon production is assumed and 2.1 standard deviations for quark-antiquark production. If a narrow-width spin-0 signal is assumed, the difference is 1.5 (2.0) standard deviations for the gluon-gluon (quark-antiquark) production cross-section scaling. The tension between the 8 TeV and 13 TeV results in the analysis targeting the RS graviton is similar if a spin-0 signal model, instead of an RS graviton signal model, is used to compare the results.

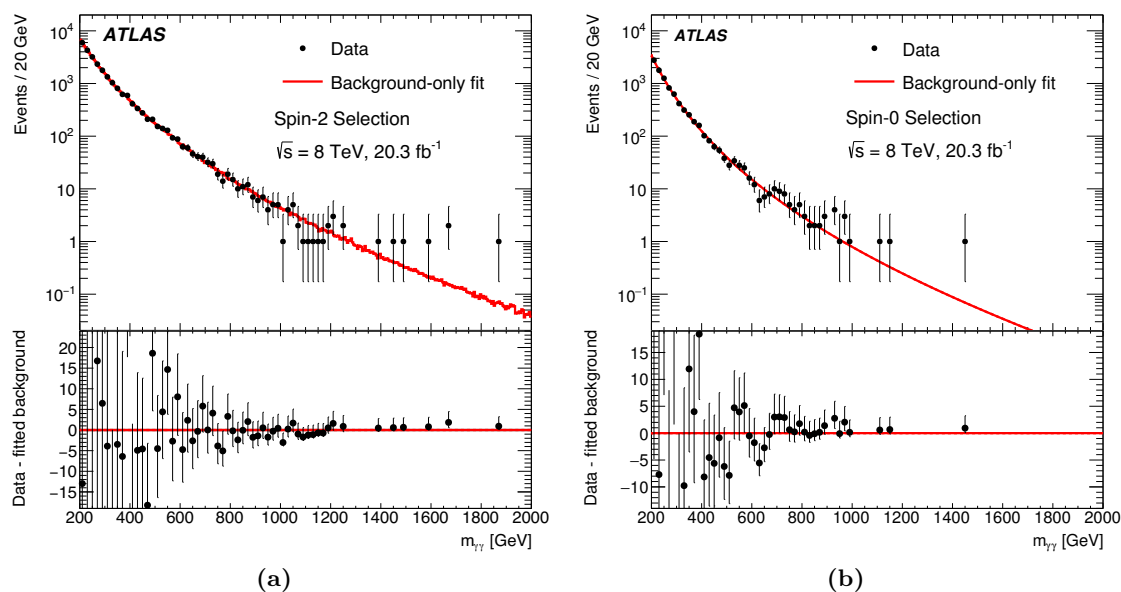


**Figure 9.** Distributions of (a) the number of jets per event (with  $p_T > 25$  GeV and  $|\eta| < 4.4$ ) per event, (b) the transverse momentum of the diphoton system, (c) the missing transverse momentum and (d)  $\cos(\theta_{\gamma\gamma}^*)$  for events in the mass interval 700–840 GeV, and the regions 600–700 GeV or  $> 840$  GeV, for events fulfilling the analysis optimized for a scalar resonance search. The SHERPA predictions for the irreducible  $\gamma\gamma$  background are also shown. All distributions are normalized to unity.

### 9.5 Cross-section limits

For both analyses, limits on the cross section times branching ratios are derived. For the spin-0 case, they are interpreted in a nearly model-independent way in terms of the fiducial cross section, defined as the product of the cross section times the branching ratio to two photons within the fiducial acceptance defined in section 5.4. Since for the spin-2 case a larger model dependence exists and the analysis is performed for a specific benchmark model of a spin-2 graviton, limits on the total cross section times branching ratio to two photons are given assuming specific model parameters.

Figure 11 shows the corresponding limits on the spin-2 RS graviton cross section times branching ratio to two photons as a function of mass for different  $k/\overline{M}_{\text{Pl}}$  values from 0.01 to 0.3 and the comparison with the cross sections predicted by the benchmark model. The



**Figure 10.** Distributions of the invariant mass of the two photons in the 8 TeV data: (a) for the selection optimized for the search of a spin-2 particle, (b) for the selection optimized for the search of a spin-0 particle. The data are compared to the best background-only fit. There is no data event with  $m_{\gamma\gamma} > 2000$  GeV.

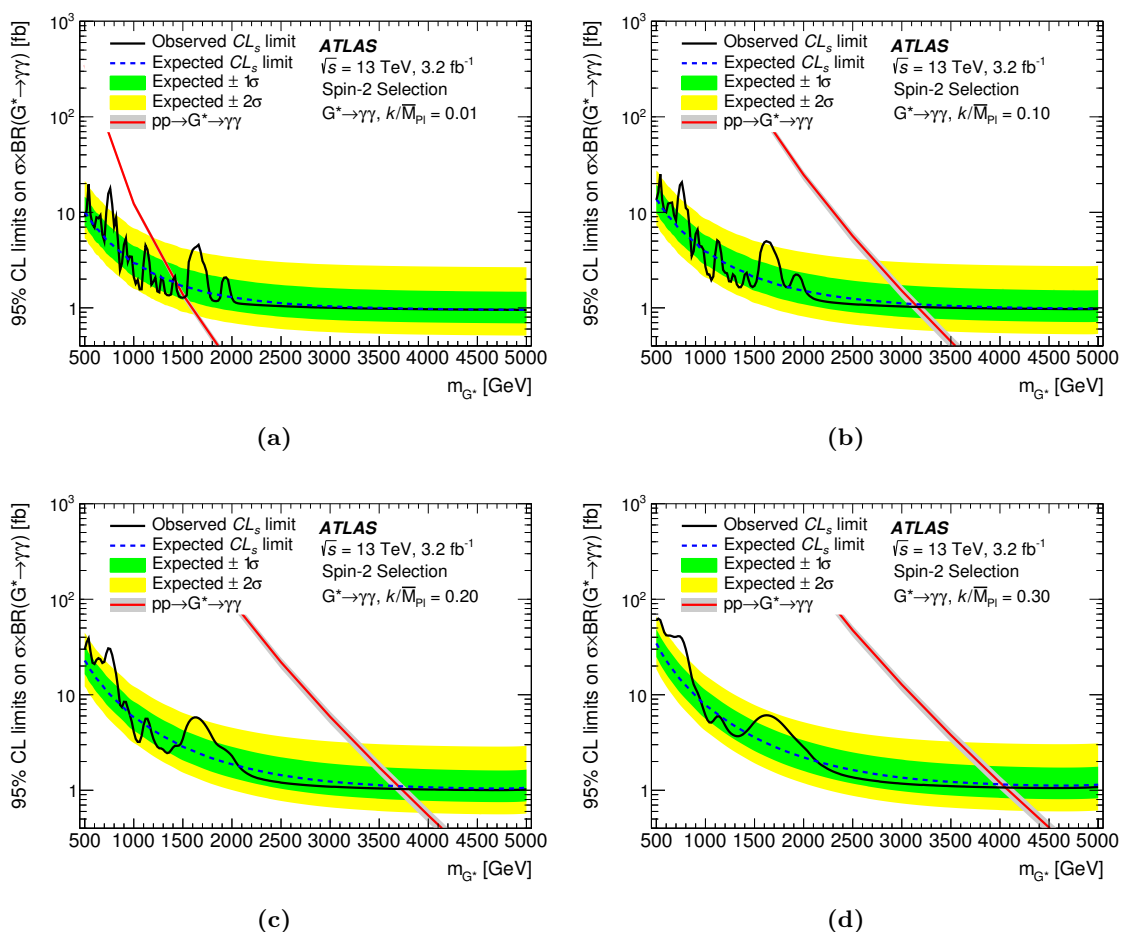
predicted cross sections are computed at LO in QCD using PYTHIA8. The uncertainty band represents the PDF uncertainty estimated from the variations of the NNPDF23LO PDF set. Outside of the excess region, the observed limits on the cross section times branching ratio range from 20 fb to 1 fb for an RS graviton mass between 500 GeV and 5000 GeV for small couplings and 60 fb to 1 fb for  $k/\overline{M}_{\text{Pl}} = 0.3$ .

Figure 12 shows the limits on the signal fiducial cross section times branching ratio to two photons for a spin-0 particle as a function of the hypothesized mass for various assumptions about the width. Except near 750 GeV, the observed limit is in agreement with the expected limit assuming the background-only hypothesis. For a narrow decay width, the limits on the fiducial cross section times branching ratio range from 35 fb near 200 GeV to 1 fb at 2000 GeV.

## 10 Conclusion

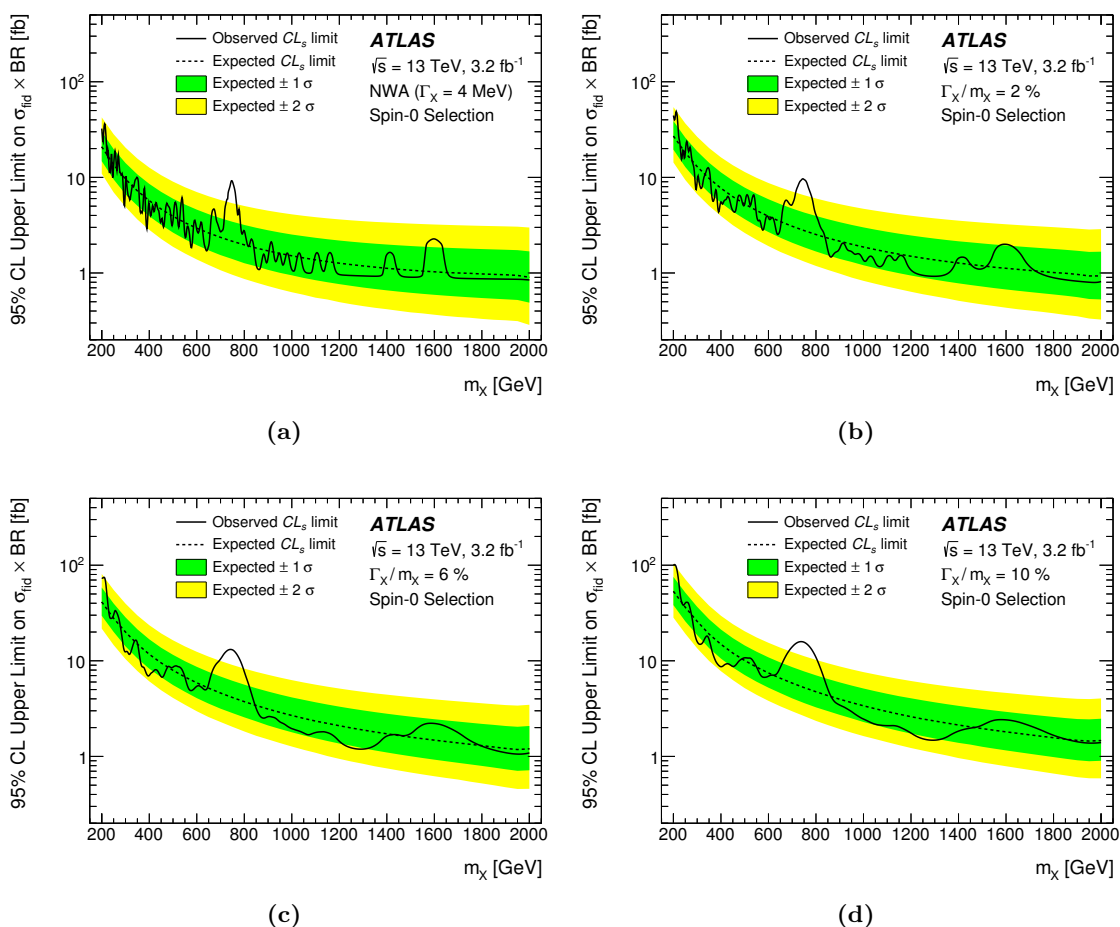
Searches for new resonances decaying into two photons in the ATLAS experiment at the LHC are presented. The  $pp$  collision data corresponding to an integrated luminosity of  $3.2 \text{ fb}^{-1}$  were recorded in 2015 at a centre-of-mass energy of  $\sqrt{s} = 13$  TeV. Analyses optimized for the search for spin-2 Randall-Sundrum graviton resonances with mass above 500 GeV and for spin-0 resonances with mass above 200 GeV are performed. The events selected in the second analysis are a subset of the events selected for the spin-2 search.

Over most of the diphoton mass range, the data are consistent with the background-only hypothesis and 95% CL limits are derived on the cross section for the production of



**Figure 11.** Upper limits on the production cross section of an RS graviton as a function of the assumed mass, for different values of  $k/\overline{M}_{\text{Pl}}$ . The predicted cross sections times branching ratio to two photons for the RS graviton model, computed at LO, are also shown. The uncertainty in the cross-section values represent the PDF uncertainty.

the two benchmark resonances as a function of their masses and widths. Varying both the mass and the decay width of the hypothesised resonance, the largest deviation from the background-only hypothesis is observed in a broad region near a mass of 750 GeV and with a width of about 50 GeV, with local significances of 3.8 and 3.9 standard deviations in the searches optimized for the spin-2 and spin-0 resonances, respectively. The global significances are estimated to be 2.1 standard deviations for both searches. When considering narrow-width signal hypotheses, the largest local significances for the two searches are observed near a mass of 770 GeV and 750 GeV with local significances corresponding to 3.3 and 2.9 standard deviations, respectively. No significant difference is observed in the properties of the events with a diphoton mass near 750 GeV compared to those at higher or lower masses. Assuming a scaling of the production cross section for an  $s$ -channel resonance produced by gluon fusion (light quark-antiquark annihilation), the consistency between the 13 TeV data and the data collected at 8 TeV is found to be at the level of 2.7 (3.3) standard



**Figure 12.** Upper limits on the fiducial cross section at  $\sqrt{s} = 13$  TeV of a spin-0 particle as a function of the assumed mass  $m_X$ , for different values of the decay width divided by the mass. In (a) a narrow-width signal, with  $\Gamma = 4$  MeV, is assumed.

deviations using results from the searches optimized for a spin-2 particle and at the level of 1.2 (2.1) standard deviations using results from the searches optimized for a spin-0 particle.

## Acknowledgments

We thank CERN for the very successful operation of the LHC, as well as the support staff from our institutions without whom ATLAS could not be operated efficiently.

We acknowledge the support of ANPCyT, Argentina; YerPhI, Armenia; ARC, Australia; BMWFW and FWF, Austria; ANAS, Azerbaijan; SSTC, Belarus; CNPq and FAPESP, Brazil; NSERC, NRC and CFI, Canada; CERN; CONICYT, Chile; CAS, MOST and NSFC, China; COLCIENCIAS, Colombia; MSMT CR, MPO CR and VSC CR, Czech Republic; DNRF and DNSRC, Denmark; IN2P3-CNRS, CEA-DSM/IRFU, France; GNSF, Georgia; BMBF, HGF, and MPG, Germany; GSRT, Greece; RGC, Hong Kong SAR, China; ISF, I-CORE and Benoziyo Center, Israel; INFN, Italy; MEXT and JSPS,

Japan; CNRST, Morocco; FOM and NWO, Netherlands; RCN, Norway; MNiSW and NCN, Poland; FCT, Portugal; MNE/IFA, Romania; MES of Russia and NRC KI, Russian Federation; JINR; MESTD, Serbia; MSSR, Slovakia; ARRS and MIZŠ, Slovenia; DST/NRF, South Africa; MINECO, Spain; SRC and Wallenberg Foundation, Sweden; SERI, SNSF and Cantons of Bern and Geneva, Switzerland; MOST, Taiwan; TAEK, Turkey; STFC, United Kingdom; DOE and NSF, United States of America. In addition, individual groups and members have received support from BCKDF, the Canada Council, CANARIE, CRC, Compute Canada, FQRNT, and the Ontario Innovation Trust, Canada; EPLANET, ERC, FP7, Horizon 2020 and Marie Skłodowska-Curie Actions, European Union; Investissements d’Avenir Labex and Idex, ANR, Région Auvergne and Fondation Partager le Savoir, France; DFG and AvH Foundation, Germany; Herakleitos, Thales and Aristeia programmes co-financed by EU-ESF and the Greek NSRF; BSF, GIF and Minerva, Israel; BRF, Norway; Generalitat de Catalunya, Generalitat Valenciana, Spain; the Royal Society and Leverhulme Trust, United Kingdom.

The crucial computing support from all WLCG partners is acknowledged gratefully, in particular from CERN, the ATLAS Tier-1 facilities at TRIUMF (Canada), NDGF (Denmark, Norway, Sweden), CC-IN2P3 (France), KIT/GridKA (Germany), INFN-CNAF (Italy), NL-T1 (Netherlands), PIC (Spain), ASGC (Taiwan), RAL (UK) and BNL (USA), the Tier-2 facilities worldwide and large non-WLCG resource providers. Major contributors of computing resources are listed in ref. [62].

**Open Access.** This article is distributed under the terms of the Creative Commons Attribution License ([CC-BY 4.0](https://creativecommons.org/licenses/by/4.0/)), which permits any use, distribution and reproduction in any medium, provided the original author(s) and source are credited.

## References

- [1] L. Evans and P. Bryant, *LHC Machine*, 2008 *JINST* **3** S08001 [[INSPIRE](#)].
- [2] L. Randall and R. Sundrum, *A large mass hierarchy from a small extra dimension*, *Phys. Rev. Lett.* **83** (1999) 3370 [[hep-ph/9905221](#)] [[INSPIRE](#)].
- [3] T. Appelquist, A. Chodos and P.G.O. Freund, *Modern Kaluza-Klein theories*, vol. 65, Frontiers in Physics, Addison-Wesley (1987).
- [4] H. Davoudiasl, J.L. Hewett and T.G. Rizzo, *Phenomenology of the Randall-Sundrum gauge hierarchy model*, *Phys. Rev. Lett.* **84** (2000) 2080 [[hep-ph/9909255](#)] [[INSPIRE](#)].
- [5] A. Hill and J.J. van der Bij, *Strongly interacting singlet-doublet Higgs model*, *Phys. Rev. D* **36** (1987) 3463 [[INSPIRE](#)].
- [6] M.J.G. Veltman and F.J. Yndurain, *Radiative corrections to WW scattering*, *Nucl. Phys. B* **325** (1989) 1 [[INSPIRE](#)].
- [7] T. Binoth and J.J. van der Bij, *Influence of strongly coupled, hidden scalars on Higgs signals*, *Z. Phys. C* **75** (1997) 17 [[hep-ph/9608245](#)] [[INSPIRE](#)].
- [8] R. Schabinger and J.D. Wells, *A minimal spontaneously broken hidden sector and its impact on Higgs boson physics at the CERN Large Hadron Collider*, *Phys. Rev. D* **72** (2005) 093007 [[hep-ph/0509209](#)] [[INSPIRE](#)].

- [9] B. Patt and F. Wilczek, *Higgs-field portal into hidden sectors*, [hep-ph/0605188](#) [INSPIRE].
- [10] G.M. Pruna and T. Robens, *Higgs singlet extension parameter space in the light of the LHC discovery*, *Phys. Rev. D* **88** (2013) 115012 [[arXiv:1303.1150](#)] [INSPIRE].
- [11] T.D. Lee, *A theory of spontaneous T-violation*, *Phys. Rev. D* **8** (1973) 1226 [INSPIRE].
- [12] ATLAS collaboration, *Search for Extra Dimensions in diphoton events using proton-proton collisions recorded at  $\sqrt{s} = 7$  TeV with the ATLAS detector at the LHC*, *New J. Phys.* **15** (2013) 043007 [[arXiv:1210.8389](#)] [INSPIRE].
- [13] CMS collaboration, *Search for signatures of extra dimensions in the diphoton mass spectrum at the Large Hadron Collider*, *Phys. Rev. Lett.* **108** (2012) 111801 [[arXiv:1112.0688](#)] [INSPIRE].
- [14] ATLAS collaboration, *Search for high-mass diphoton resonances in pp collisions at  $\sqrt{s} = 8$  TeV with the ATLAS detector*, *Phys. Rev. D* **92** (2015) 032004 [[arXiv:1504.05511](#)] [INSPIRE].
- [15] ATLAS collaboration, *Search for Scalar Diphoton Resonances in the Mass Range 65–600 GeV with the ATLAS Detector in pp Collision Data at  $\sqrt{s} = 8$  TeV*, *Phys. Rev. Lett.* **113** (2014) 171801 [[arXiv:1407.6583](#)] [INSPIRE].
- [16] CMS collaboration, *Search for diphoton resonances in the mass range from 150 to 850 GeV in pp collisions at  $\sqrt{s} = 8$  TeV*, *Phys. Lett. B* **750** (2015) 494 [[arXiv:1506.02301](#)] [INSPIRE].
- [17] CMS collaboration, *Search for resonant production of high-mass photon pairs in proton-proton collisions at  $\sqrt{s} = 8$  and 13 TeV*, *Phys. Rev. Lett.* **117** (2016) 051802 [[arXiv:1606.04093](#)] [INSPIRE].
- [18] ATLAS collaboration, *The ATLAS Experiment at the CERN Large Hadron Collider*, *2008 JINST* **3** S08003 [INSPIRE].
- [19] ATLAS collaboration, *2015 start-up trigger menu and initial performance assessment of the ATLAS trigger using Run-2 data*, *ATL-DAQ-PUB-2016-001* (2016).
- [20] ATLAS collaboration, *Improved luminosity determination in pp collisions at  $\sqrt{s} = 7$  TeV using the ATLAS detector at the LHC*, *Eur. Phys. J. C* **73** (2013) 2518 [[arXiv:1302.4393](#)] [INSPIRE].
- [21] T. Sjöstrand, S. Mrenna and P.Z. Skands, *A Brief Introduction to PYTHIA 8.1*, *Comput. Phys. Commun.* **178** (2008) 852 [[arXiv:0710.3820](#)] [INSPIRE].
- [22] S. Carrazza, S. Forte and J. Rojo, *Parton Distributions and Event Generators*, [arXiv:1311.5887](#) [INSPIRE].
- [23] ATLAS collaboration, *ATLAS Run 1 PYTHIA8 tunes*, *ATL-PHYS-PUB-2014-021* (2014).
- [24] S. Alioli, P. Nason, C. Oleari and E. Re, *A general framework for implementing NLO calculations in shower Monte Carlo programs: the POWHEG BOX*, *JHEP* **06** (2010) 043 [[arXiv:1002.2581](#)] [INSPIRE].
- [25] E. Bagnaschi, G. Degrossi, P. Slavich and A. Vicini, *Higgs production via gluon fusion in the POWHEG approach in the SM and in the MSSM*, *JHEP* **02** (2012) 088 [[arXiv:1111.2854](#)] [INSPIRE].
- [26] P. Nason and C. Oleari, *NLO Higgs boson production via vector-boson fusion matched with shower in POWHEG*, *JHEP* **02** (2010) 037 [[arXiv:0911.5299](#)] [INSPIRE].

- [27] H.-L. Lai et al., *New parton distributions for collider physics*, *Phys. Rev. D* **82** (2010) 074024 [[arXiv:1007.2241](#)] [[INSPIRE](#)].
- [28] J. Pumplin, D.R. Stump, J. Huston, H.L. Lai, P.M. Nadolsky and W.K. Tung, *New generation of parton distributions with uncertainties from global QCD analysis*, *JHEP* **07** (2002) 012 [[hep-ph/0201195](#)] [[INSPIRE](#)].
- [29] ATLAS collaboration, *Measurement of the  $Z/\gamma^*$  boson transverse momentum distribution in  $pp$  collisions at  $\sqrt{s} = 7$  TeV with the ATLAS detector*, *JHEP* **09** (2014) 145 [[arXiv:1406.3660](#)] [[INSPIRE](#)].
- [30] T. Gleisberg et al., *Event generation with SHERPA 1.1*, *JHEP* **02** (2009) 007 [[arXiv:0811.4622](#)] [[INSPIRE](#)].
- [31] S. Schumann and F. Krauss, *A parton shower algorithm based on Catani-Seymour dipole factorisation*, *JHEP* **03** (2008) 038 [[arXiv:0709.1027](#)] [[INSPIRE](#)].
- [32] S. Hoeche, F. Krauss, S. Schumann and F. Siegert, *QCD matrix elements and truncated showers*, *JHEP* **05** (2009) 053 [[arXiv:0903.1219](#)] [[INSPIRE](#)].
- [33] ATLAS collaboration, *The ATLAS Simulation Infrastructure*, *Eur. Phys. J. C* **70** (2010) 823 [[arXiv:1005.4568](#)] [[INSPIRE](#)].
- [34] GEANT4 collaboration, S. Agostinelli et al., *GEANT4: A simulation toolkit*, *Nucl. Instrum. Meth. A* **506** (2003) 250 [[INSPIRE](#)].
- [35] ATLAS collaboration, *Summary of ATLAS PYTHIA 8 tunes*, [ATL-PHYS-PUB-2012-003](#) (2012).
- [36] ATLAS collaboration, *Measurement of the photon identification efficiencies with the ATLAS detector using LHC Run-1 data*, [arXiv:1606.01813](#) [[INSPIRE](#)].
- [37] ATLAS collaboration, *Measurement of the inclusive isolated prompt photon cross section in  $pp$  collisions at  $\sqrt{s} = 7$  TeV with the ATLAS detector*, *Phys. Rev. D* **83** (2011) 052005 [[arXiv:1012.4389](#)] [[INSPIRE](#)].
- [38] M. Cacciari, G.P. Salam and G. Soyez, *The Catchment Area of Jets*, *JHEP* **04** (2008) 005 [[arXiv:0802.1188](#)] [[INSPIRE](#)].
- [39] M. Cacciari, G.P. Salam and S. Sapeta, *On the characterisation of the underlying event*, *JHEP* **04** (2010) 065 [[arXiv:0912.4926](#)] [[INSPIRE](#)].
- [40] ATLAS collaboration, *Electron and photon energy calibration with the ATLAS detector using LHC Run 1 data*, *Eur. Phys. J. C* **74** (2014) 3071 [[arXiv:1407.5063](#)] [[INSPIRE](#)].
- [41] H. Abreu et al., *Performance of the electronic readout of the ATLAS liquid argon calorimeters*, [v2010 JINST](#) **5** P09003 [[INSPIRE](#)].
- [42] ATLAS collaboration, *Measurement of the Higgs boson mass from the  $H \rightarrow \gamma\gamma$  and  $H \rightarrow ZZ^* \rightarrow 4\ell$  channels with the ATLAS detector using  $25\text{fb}^{-1}$  of  $pp$  collision data*, *Phys. Rev. D* **90** (2014) 052004 [[arXiv:1406.3827](#)] [[INSPIRE](#)].
- [43] ATLAS collaboration, *Measurement of isolated-photon pair production in  $pp$  collisions at  $\sqrt{s} = 7$  TeV with the ATLAS detector*, *JHEP* **01** (2013) 086 [[arXiv:1211.1913](#)] [[INSPIRE](#)].
- [44] ATLAS collaboration, *Measurement of the isolated di-photon cross-section in  $pp$  collisions at  $\sqrt{s} = 7$  TeV with the ATLAS detector*, *Phys. Rev. D* **85** (2012) 012003 [[arXiv:1107.0581](#)] [[INSPIRE](#)].



- [45] T. Binoth, J.P. Guillet, E. Pilon and M. Werlen, *A Full next-to-leading order study of direct photon pair production in hadronic collisions*, *Eur. Phys. J. C* **16** (2000) 311 [[hep-ph/9911340](#)] [[INSPIRE](#)].
- [46] P.M. Nadolsky et al., *Implications of CTEQ global analysis for collider observables*, *Phys. Rev. D* **78** (2008) 013004 [[arXiv:0802.0007](#)] [[INSPIRE](#)].
- [47] A.D. Martin, W.J. Stirling, R.S. Thorne and G. Watt, *Parton distributions for the LHC*, *Eur. Phys. J. C* **63** (2009) 189 [[arXiv:0901.0002](#)] [[INSPIRE](#)].
- [48] CDF collaboration, T. Aaltonen et al., *Search for new particles decaying into dijets in proton-antiproton collisions at  $\sqrt{s} = 1.96$  TeV*, *Phys. Rev. D* **79** (2009) 112002 [[arXiv:0812.4036](#)] [[INSPIRE](#)].
- [49] ATLAS collaboration, *Measurement of Higgs boson production in the diphoton decay channel in pp collisions at center-of-mass energies of 7 and 8 TeV with the ATLAS detector*, *Phys. Rev. D* **90** (2014) 112015 [[arXiv:1408.7084](#)] [[INSPIRE](#)].
- [50] G. Cowan, K. Cranmer, E. Gross and O. Vitells, *Asymptotic formulae for likelihood-based tests of new physics*, *Eur. Phys. J. C* **71** (2011) 1554 [*Erratum ibid.* **C 73** (2013) 2501] [[arXiv:1007.1727](#)] [[INSPIRE](#)].
- [51] E. Gross and O. Vitells, *Trial factors or the look elsewhere effect in high energy physics*, *Eur. Phys. J. C* **70** (2010) 525 [[arXiv:1005.1891](#)] [[INSPIRE](#)].
- [52] O. Vitells and E. Gross, *Estimating the significance of a signal in a multi-dimensional search*, *Astropart. Phys.* **35** (2011) 230 [[arXiv:1105.4355](#)] [[INSPIRE](#)].
- [53] A.L. Read, *Presentation of search results: The  $CL_s$  technique*, *J. Phys. G* **28** (2002) 2693 [[INSPIRE](#)].
- [54] J.C. Collins and D.E. Soper, *Angular Distribution of Dileptons in High-Energy Hadron Collisions*, *Phys. Rev. D* **16** (1977) 2219 [[INSPIRE](#)].
- [55] M. Cacciari, G.P. Salam and G. Soyez, *The Anti- $k_t$  jet clustering algorithm*, *JHEP* **04** (2008) 063 [[arXiv:0802.1189](#)] [[INSPIRE](#)].
- [56] ATLAS collaboration, *Tagging and suppression of pileup jets with the ATLAS detector*, [ATLAS-CONF-2014-018](#) (2014).
- [57] ATLAS collaboration, *Expected performance of missing transverse momentum reconstruction for the ATLAS detector at  $\sqrt{s} = 13$  TeV*, [ATL-PHYS-PUB-2015-023](#) (2015).
- [58] ATLAS collaboration, *Performance of b-Jet Identification in the ATLAS Experiment*, [2016 JINST 11 P04008](#) [[arXiv:1512.01094](#)] [[INSPIRE](#)].
- [59] ATLAS collaboration, *Expected performance of the ATLAS b-tagging algorithms in Run-2*, [ATL-PHYS-PUB-2015-022](#) (2015).
- [60] ATLAS collaboration, *Electron identification measurements in ATLAS using  $\sqrt{s} = 13$  TeV data with 50 ns bunch spacing*, [ATL-PHYS-PUB-2015-041](#) (2015).
- [61] ATLAS collaboration, *Muon reconstruction performance of the ATLAS detector in proton-proton collision data at  $\sqrt{s} = 13$  TeV*, *Eur. Phys. J. C* **76** (2016) 292 [[arXiv:1603.05598](#)] [[INSPIRE](#)].
- [62] ATLAS collaboration, *ATLAS computing acknowledgements 2016–2017*, [ATL-GEN-PUB-2016-002](#) (2016).

## The ATLAS collaboration

M. Aaboud<sup>135d</sup>, G. Aad<sup>86</sup>, B. Abbott<sup>113</sup>, J. Abdallah<sup>64</sup>, O. Abdinov<sup>12</sup>, B. Abeloos<sup>117</sup>, R. Aben<sup>107</sup>, O.S. AbouZeid<sup>137</sup>, N.L. Abraham<sup>149</sup>, H. Abramowicz<sup>153</sup>, H. Abreu<sup>152</sup>, R. Abreu<sup>116</sup>, Y. Abulaiti<sup>146a,146b</sup>, B.S. Acharya<sup>163a,163b,a</sup>, L. Adamczyk<sup>40a</sup>, D.L. Adams<sup>27</sup>, J. Adelman<sup>108</sup>, S. Adomeit<sup>100</sup>, T. Adye<sup>131</sup>, A.A. Affolder<sup>75</sup>, T. Agatonovic-Jovin<sup>14</sup>, J. Agricola<sup>56</sup>, J.A. Aguilar-Saavedra<sup>126a,126f</sup>, S.P. Ahlen<sup>24</sup>, F. Ahmadov<sup>66,b</sup>, G. Aielli<sup>133a,133b</sup>, H. Akerstedt<sup>146a,146b</sup>, T.P.A. Åkesson<sup>82</sup>, A.V. Akimov<sup>96</sup>, G.L. Alberghi<sup>22a,22b</sup>, J. Albert<sup>168</sup>, S. Albrand<sup>57</sup>, M.J. Alconada Verzini<sup>72</sup>, M. Aleksa<sup>32</sup>, I.N. Aleksandrov<sup>66</sup>, C. Alexa<sup>28b</sup>, G. Alexander<sup>153</sup>, T. Alexopoulos<sup>10</sup>, M. Alhroob<sup>113</sup>, B. Ali<sup>128</sup>, M. Aliev<sup>74a,74b</sup>, G. Alimonti<sup>92a</sup>, J. Alison<sup>33</sup>, S.P. Alkire<sup>37</sup>, B.M.M. Allbrooke<sup>149</sup>, B.W. Allen<sup>116</sup>, P.P. Allport<sup>19</sup>, A. Aloisio<sup>104a,104b</sup>, A. Alonso<sup>38</sup>, F. Alonso<sup>72</sup>, C. Alpigiani<sup>138</sup>, M. Alstaty<sup>86</sup>, B. Alvarez Gonzalez<sup>32</sup>, D. Álvarez Piqueras<sup>166</sup>, M.G. Alviggi<sup>104a,104b</sup>, B.T. Amadio<sup>16</sup>, K. Amako<sup>67</sup>, Y. Amaral Coutinho<sup>26a</sup>, C. Amelung<sup>25</sup>, D. Amidei<sup>90</sup>, S.P. Amor Dos Santos<sup>126a,126c</sup>, A. Amorim<sup>126a,126b</sup>, S. Amoroso<sup>32</sup>, G. Amundsen<sup>25</sup>, C. Anastopoulos<sup>139</sup>, L.S. Ancu<sup>51</sup>, N. Andari<sup>19</sup>, T. Andeen<sup>11</sup>, C.F. Anders<sup>59b</sup>, G. Anders<sup>32</sup>, J.K. Anders<sup>75</sup>, K.J. Anderson<sup>33</sup>, A. Andreazza<sup>92a,92b</sup>, V. Andrei<sup>59a</sup>, S. Angelidakis<sup>9</sup>, I. Angelozzi<sup>107</sup>, P. Anger<sup>46</sup>, A. Angerami<sup>37</sup>, F. Anghinolfi<sup>32</sup>, A.V. Anisenkov<sup>109,c</sup>, N. Anjos<sup>13</sup>, A. Annovi<sup>124a,124b</sup>, C. Antel<sup>59a</sup>, M. Antonelli<sup>49</sup>, A. Antonov<sup>98,\*</sup>, F. Anulli<sup>132a</sup>, M. Aoki<sup>67</sup>, L. Aperio Bella<sup>19</sup>, G. Arabidze<sup>91</sup>, Y. Arai<sup>67</sup>, J.P. Araque<sup>126a</sup>, A.T.H. Arce<sup>47</sup>, F.A. Arduh<sup>72</sup>, J-F. Arguin<sup>95</sup>, S. Argyropoulos<sup>64</sup>, M. Arik<sup>20a</sup>, A.J. Armbruster<sup>143</sup>, L.J. Armitage<sup>77</sup>, O. Arnaez<sup>32</sup>, H. Arnold<sup>50</sup>, M. Arratia<sup>30</sup>, O. Arslan<sup>23</sup>, A. Artamonov<sup>97</sup>, G. Artoni<sup>120</sup>, S. Artz<sup>84</sup>, S. Asai<sup>155</sup>, N. Asbah<sup>44</sup>, A. Ashkenazi<sup>153</sup>, B. Åsman<sup>146a,146b</sup>, L. Asquith<sup>149</sup>, K. Assamagan<sup>27</sup>, R. Astalos<sup>144a</sup>, M. Atkinson<sup>165</sup>, N.B. Atlay<sup>141</sup>, K. Augsten<sup>128</sup>, G. Avolio<sup>32</sup>, B. Axen<sup>16</sup>, M.K. Ayoub<sup>117</sup>, G. Azuelos<sup>95,d</sup>, M.A. Baak<sup>32</sup>, A.E. Baas<sup>59a</sup>, M.J. Baca<sup>19</sup>, H. Bachacou<sup>136</sup>, K. Bachas<sup>74a,74b</sup>, M. Backes<sup>148</sup>, M. Backhaus<sup>32</sup>, P. Bagiacchi<sup>132a,132b</sup>, P. Bagnaia<sup>132a,132b</sup>, Y. Bai<sup>35a</sup>, J.T. Baines<sup>131</sup>, O.K. Baker<sup>175</sup>, E.M. Baldin<sup>109,c</sup>, P. Balek<sup>171</sup>, T. Balestri<sup>148</sup>, F. Balli<sup>136</sup>, W.K. Balunas<sup>122</sup>, E. Banas<sup>41</sup>, Sw. Banerjee<sup>172,e</sup>, A.A.E. Bannoura<sup>174</sup>, L. Barak<sup>32</sup>, E.L. Barberio<sup>89</sup>, D. Barberis<sup>52a,52b</sup>, M. Barbero<sup>86</sup>, T. Barillari<sup>101</sup>, M-S Barisits<sup>32</sup>, T. Barklow<sup>143</sup>, N. Barlow<sup>30</sup>, S.L. Barnes<sup>85</sup>, B.M. Barnett<sup>131</sup>, R.M. Barnett<sup>16</sup>, Z. Barnovska<sup>5</sup>, A. Baroncelli<sup>134a</sup>, G. Barone<sup>25</sup>, A.J. Barr<sup>120</sup>, L. Barranco Navarro<sup>166</sup>, F. Barreiro<sup>83</sup>, J. Barreiro Guimarães da Costa<sup>35a</sup>, R. Bartoldus<sup>143</sup>, A.E. Barton<sup>73</sup>, P. Bartos<sup>144a</sup>, A. Basalae<sup>123</sup>, A. Bassalat<sup>117</sup>, R.L. Bates<sup>55</sup>, S.J. Batista<sup>158</sup>, J.R. Batley<sup>30</sup>, M. Battaglia<sup>137</sup>, M. Bauge<sup>132a,132b</sup>, F. Bauer<sup>136</sup>, H.S. Bawa<sup>143,f</sup>, J.B. Beacham<sup>111</sup>, M.D. Beattie<sup>73</sup>, T. Beau<sup>81</sup>, P.H. Beauchemin<sup>161</sup>, P. Bechtel<sup>23</sup>, H.P. Beck<sup>18,g</sup>, K. Becker<sup>120</sup>, M. Becker<sup>84</sup>, M. Beckingham<sup>169</sup>, C. Becot<sup>110</sup>, A.J. Beddall<sup>20e</sup>, A. Beddall<sup>20b</sup>, V.A. Bednyakov<sup>66</sup>, M. Bedognetti<sup>107</sup>, C.P. Bee<sup>148</sup>, L.J. Beamster<sup>107</sup>, T.A. Beermann<sup>32</sup>, M. Begel<sup>27</sup>, J.K. Behr<sup>44</sup>, C. Belanger-Champagne<sup>88</sup>, A.S. Bell<sup>79</sup>, G. Bella<sup>153</sup>, L. Bellagamba<sup>22a</sup>, A. Bellerive<sup>31</sup>, M. Bellomo<sup>87</sup>, K. Belotskiy<sup>98</sup>, O. Beltramello<sup>32</sup>, N.L. Belyaev<sup>98</sup>, O. Benary<sup>153</sup>, D. Bencheikroun<sup>135a</sup>, M. Bender<sup>100</sup>, K. Bendtz<sup>146a,146b</sup>, N. Benekos<sup>10</sup>, Y. Benhammou<sup>153</sup>, E. Benhar Nocchioli<sup>175</sup>, J. Benitez<sup>64</sup>, D.P. Benjamin<sup>47</sup>, J.R. Bensinger<sup>25</sup>, S. Bentvelsen<sup>107</sup>, L. Beresford<sup>120</sup>, M. Beretta<sup>49</sup>, D. Berge<sup>107</sup>, E. Bergeas Kuutmann<sup>164</sup>, N. Berger<sup>5</sup>, J. Beringer<sup>16</sup>, S. Berlendis<sup>57</sup>, N.R. Bernard<sup>87</sup>, C. Bernius<sup>110</sup>, F.U. Bernlochner<sup>23</sup>, T. Berry<sup>78</sup>, P. Berta<sup>129</sup>, C. Bertella<sup>84</sup>, G. Bertoli<sup>146a,146b</sup>, F. Bertolucci<sup>124a,124b</sup>, I.A. Bertram<sup>73</sup>, C. Bertsche<sup>44</sup>, D. Bertsche<sup>113</sup>, G.J. Besjes<sup>38</sup>, O. Bessidskaia Bylund<sup>146a,146b</sup>, M. Bessner<sup>44</sup>, N. Besson<sup>136</sup>, C. Betancourt<sup>50</sup>, A. Bethani<sup>57</sup>, S. Bethke<sup>101</sup>, A.J. Bevan<sup>77</sup>, R.M. Bianchi<sup>125</sup>, L. Bianchini<sup>25</sup>, M. Bianco<sup>32</sup>, O. Biebel<sup>100</sup>, D. Biedermann<sup>17</sup>, R. Bielski<sup>85</sup>, N.V. Biesuz<sup>124a,124b</sup>, M. Biglietti<sup>134a</sup>, J. Bilbao De Mendizabal<sup>51</sup>, T.R.V. Billoud<sup>95</sup>, H. Bilokon<sup>49</sup>, M. Bindi<sup>56</sup>, S. Binet<sup>117</sup>, A. Bingul<sup>20b</sup>, C. Bini<sup>132a,132b</sup>, S. Biondi<sup>22a,22b</sup>, T. Bisanz<sup>56</sup>, D.M. Bjergaard<sup>47</sup>, C.W. Black<sup>150</sup>, J.E. Black<sup>143</sup>,

K.M. Black<sup>24</sup>, D. Blackburn<sup>138</sup>, R.E. Blair<sup>6</sup>, J.-B. Blanchard<sup>136</sup>, T. Blazek<sup>144a</sup>, I. Bloch<sup>44</sup>,  
 C. Blocker<sup>25</sup>, W. Blum<sup>84,\*</sup>, U. Blumenschein<sup>56</sup>, S. Blunier<sup>34a</sup>, G.J. Bobbink<sup>107</sup>,  
 V.S. Bobrovnikov<sup>109.c</sup>, S.S. Bocchetta<sup>82</sup>, A. Bocci<sup>47</sup>, C. Bock<sup>100</sup>, M. Boehler<sup>50</sup>, D. Boerner<sup>174</sup>,  
 J.A. Bogaerts<sup>32</sup>, D. Bogavac<sup>14</sup>, A.G. Bogdanchikov<sup>109</sup>, C. Bohm<sup>146a</sup>, V. Boisvert<sup>78</sup>, P. Bokan<sup>14</sup>,  
 T. Bold<sup>40a</sup>, A.S. Boldyrev<sup>163a,163c</sup>, M. Bomben<sup>81</sup>, M. Bona<sup>77</sup>, M. Boonekamp<sup>136</sup>, A. Borisov<sup>130</sup>,  
 G. Borissov<sup>73</sup>, J. Bortfeldt<sup>32</sup>, D. Bortoletto<sup>120</sup>, V. Bortolotto<sup>61a,61b,61c</sup>, K. Bos<sup>107</sup>,  
 D. Boscherini<sup>22a</sup>, M. Bosman<sup>13</sup>, J.D. Bossio Sola<sup>29</sup>, J. Boudreau<sup>125</sup>, J. Bouffard<sup>2</sup>,  
 E.V. Bouhova-Thacker<sup>73</sup>, D. Boumediene<sup>36</sup>, C. Bourdarios<sup>117</sup>, S.K. Boutle<sup>55</sup>, A. Boveia<sup>32</sup>,  
 J. Boyd<sup>32</sup>, I.R. Boyko<sup>66</sup>, J. Bracinik<sup>19</sup>, A. Brandt<sup>8</sup>, G. Brandt<sup>56</sup>, O. Brandt<sup>59a</sup>, U. Bratzler<sup>156</sup>,  
 B. Brau<sup>87</sup>, J.E. Brau<sup>116</sup>, H.M. Braun<sup>174,\*</sup>, W.D. Breaden Madden<sup>55</sup>, K. Brendlinger<sup>122</sup>,  
 A.J. Brennan<sup>89</sup>, L. Brenner<sup>107</sup>, R. Brenner<sup>164</sup>, S. Bressler<sup>171</sup>, T.M. Bristow<sup>48</sup>, D. Britton<sup>55</sup>,  
 D. Britzger<sup>44</sup>, F.M. Brochu<sup>30</sup>, I. Brock<sup>23</sup>, R. Brock<sup>91</sup>, G. Brooijmans<sup>37</sup>, T. Brooks<sup>78</sup>,  
 W.K. Brooks<sup>34b</sup>, J. Brosamer<sup>16</sup>, E. Brost<sup>108</sup>, J.H. Broughton<sup>19</sup>, P.A. Bruckman de Renstrom<sup>41</sup>,  
 D. Bruncko<sup>144b</sup>, R. Bruneliere<sup>50</sup>, A. Bruni<sup>22a</sup>, G. Bruni<sup>22a</sup>, L.S. Bruni<sup>107</sup>, B.H. Brunt<sup>30</sup>,  
 M. Bruschi<sup>22a</sup>, N. Brusino<sup>23</sup>, P. Bryant<sup>33</sup>, L. Bryngemark<sup>82</sup>, T. Buanes<sup>15</sup>, Q. Buat<sup>142</sup>,  
 P. Buchholz<sup>141</sup>, A.G. Buckley<sup>55</sup>, I.A. Budagov<sup>66</sup>, F. Buehrer<sup>50</sup>, M.K. Bugge<sup>119</sup>, O. Bulekov<sup>98</sup>,  
 D. Bullock<sup>8</sup>, H. Burckhart<sup>32</sup>, S. Burdin<sup>75</sup>, C.D. Burgard<sup>50</sup>, B. Burghgrave<sup>108</sup>, K. Burka<sup>41</sup>,  
 S. Burke<sup>131</sup>, I. Burmeister<sup>45</sup>, J.T.P. Burr<sup>120</sup>, E. Busato<sup>36</sup>, D. Büscher<sup>50</sup>, V. Büscher<sup>84</sup>,  
 P. Bussey<sup>55</sup>, J.M. Butler<sup>24</sup>, C.M. Buttar<sup>55</sup>, J.M. Butterworth<sup>79</sup>, P. Butti<sup>107</sup>, W. Buttinger<sup>27</sup>,  
 A. Buzatu<sup>55</sup>, A.R. Buzykaev<sup>109.c</sup>, S. Cabrera Urbán<sup>166</sup>, D. Caforio<sup>128</sup>, V.M. Cairo<sup>39a,39b</sup>,  
 O. Cakir<sup>4a</sup>, N. Calace<sup>51</sup>, P. Calafiura<sup>16</sup>, A. Calandri<sup>86</sup>, G. Calderini<sup>81</sup>, P. Calfayan<sup>100</sup>,  
 G. Callea<sup>39a,39b</sup>, L.P. Caloba<sup>26a</sup>, S. Calvente Lopez<sup>83</sup>, D. Calvet<sup>36</sup>, S. Calvet<sup>36</sup>, T.P. Calvet<sup>86</sup>,  
 R. Camacho Toro<sup>33</sup>, S. Camarda<sup>32</sup>, P. Camarri<sup>133a,133b</sup>, D. Cameron<sup>119</sup>, R. Caminal Armadans<sup>165</sup>,  
 C. Camincher<sup>57</sup>, S. Campana<sup>32</sup>, M. Campanelli<sup>79</sup>, A. Camplani<sup>92a,92b</sup>, A. Campoverde<sup>141</sup>,  
 V. Canale<sup>104a,104b</sup>, A. Canepa<sup>159a</sup>, M. Cano Bret<sup>35e</sup>, J. Cantero<sup>114</sup>, R. Cantrill<sup>126a</sup>, T. Cao<sup>42</sup>,  
 M.D.M. Capeans Garrido<sup>32</sup>, I. Caprini<sup>28b</sup>, M. Caprini<sup>28b</sup>, M. Capua<sup>39a,39b</sup>, R. Caputo<sup>84</sup>,  
 R.M. Carbone<sup>37</sup>, R. Cardarelli<sup>133a</sup>, F. Cardillo<sup>50</sup>, I. Carli<sup>129</sup>, T. Carli<sup>32</sup>, G. Carlino<sup>104a</sup>,  
 L. Carminati<sup>92a,92b</sup>, S. Caron<sup>106</sup>, E. Carquin<sup>34b</sup>, G.D. Carrillo-Montoya<sup>32</sup>, J.R. Carter<sup>30</sup>,  
 J. Carvalho<sup>126a,126c</sup>, D. Casadei<sup>19</sup>, M.P. Casado<sup>13,h</sup>, M. Casolino<sup>13</sup>, D.W. Casper<sup>162</sup>,  
 E. Castaneda-Miranda<sup>145a</sup>, R. Castelijin<sup>107</sup>, A. Castelli<sup>107</sup>, V. Castillo Gimenez<sup>166</sup>,  
 N.F. Castro<sup>126a,i</sup>, A. Catinaccio<sup>32</sup>, J.R. Catmore<sup>119</sup>, A. Cattai<sup>32</sup>, J. Caudron<sup>23</sup>, V. Cavaliere<sup>165</sup>,  
 E. Cavallaro<sup>13</sup>, D. Cavalli<sup>92a</sup>, M. Cavalli-Sforza<sup>13</sup>, V. Cavasinni<sup>124a,124b</sup>, F. Ceradini<sup>134a,134b</sup>,  
 L. Cerda Alberich<sup>166</sup>, B.C. Cerio<sup>47</sup>, A.S. Cerqueira<sup>26b</sup>, A. Cerri<sup>149</sup>, L. Cerrito<sup>133a,133b</sup>,  
 F. Cerutti<sup>16</sup>, M. Cerv<sup>32</sup>, A. Cervelli<sup>18</sup>, S.A. Cetin<sup>20d</sup>, A. Chafaq<sup>135a</sup>, D. Chakraborty<sup>108</sup>,  
 S.K. Chan<sup>58</sup>, Y.L. Chan<sup>61a</sup>, P. Chang<sup>165</sup>, J.D. Chapman<sup>30</sup>, D.G. Charlton<sup>19</sup>, A. Chatterjee<sup>51</sup>,  
 C.C. Chau<sup>158</sup>, C.A. Chavez Barajas<sup>149</sup>, S. Che<sup>111</sup>, S. Cheatham<sup>73</sup>, A. Chegwidden<sup>91</sup>,  
 S. Chekanov<sup>6</sup>, S.V. Chekulaev<sup>159a</sup>, G.A. Chelkov<sup>66.j</sup>, M.A. Chelstowska<sup>90</sup>, C. Chen<sup>65</sup>, H. Chen<sup>27</sup>,  
 K. Chen<sup>148</sup>, S. Chen<sup>35c</sup>, S. Chen<sup>155</sup>, X. Chen<sup>35f</sup>, Y. Chen<sup>68</sup>, H.C. Cheng<sup>90</sup>, H.J. Cheng<sup>35a</sup>,  
 Y. Cheng<sup>33</sup>, A. Cheplakov<sup>66</sup>, E. Cheremushkina<sup>130</sup>, R. Cherkaoui El Moursli<sup>135e</sup>,  
 V. Chernyatin<sup>27,\*</sup>, E. Cheu<sup>7</sup>, L. Chevalier<sup>136</sup>, V. Chiarella<sup>49</sup>, G. Chiarelli<sup>124a,124b</sup>, G. Chiodini<sup>74a</sup>,  
 A.S. Chisholm<sup>19</sup>, A. Chitan<sup>28b</sup>, M.V. Chizhov<sup>66</sup>, K. Choi<sup>62</sup>, A.R. Chomont<sup>36</sup>, S. Chouridou<sup>9</sup>,  
 B.K.B. Chow<sup>100</sup>, V. Christodoulou<sup>79</sup>, D. Chromek-Burckhart<sup>32</sup>, J. Chudoba<sup>127</sup>, A.J. Chuinard<sup>88</sup>,  
 J.J. Chwastowski<sup>41</sup>, L. Chytka<sup>115</sup>, G. Ciapetti<sup>132a,132b</sup>, A.K. Ciftci<sup>4a</sup>, D. Cinca<sup>45</sup>, V. Cindro<sup>76</sup>,  
 I.A. Cioara<sup>23</sup>, C. Ciocca<sup>22a,22b</sup>, A. Ciocio<sup>16</sup>, F. Ciotto<sup>104a,104b</sup>, Z.H. Citron<sup>171</sup>, M. Citterio<sup>92a</sup>,  
 M. Ciubancan<sup>28b</sup>, A. Clark<sup>51</sup>, B.L. Clark<sup>58</sup>, M.R. Clark<sup>37</sup>, P.J. Clark<sup>48</sup>, R.N. Clarke<sup>16</sup>,  
 C. Clement<sup>146a,146b</sup>, Y. Coadou<sup>86</sup>, M. Cokal<sup>163a,163c</sup>, A. Coccaro<sup>51</sup>, J. Cochran<sup>65</sup>, L. Colasurdo<sup>106</sup>,  
 B. Cole<sup>37</sup>, A.P. Colijn<sup>107</sup>, J. Collot<sup>57</sup>, T. Colombo<sup>32</sup>, G. Compostella<sup>101</sup>, P. Conde Muino<sup>126a,126b</sup>,  
 E. Coniavitis<sup>50</sup>, S.H. Connell<sup>145b</sup>, I.A. Connelly<sup>78</sup>, V. Consorti<sup>50</sup>, S. Constantinescu<sup>28b</sup>,

G. Conti<sup>32</sup>, F. Conventi<sup>104a,k</sup>, M. Cooke<sup>16</sup>, B.D. Cooper<sup>79</sup>, A.M. Cooper-Sarkar<sup>120</sup>,  
K.J.R. Cormier<sup>158</sup>, T. Cornelissen<sup>174</sup>, M. Corradi<sup>132a,132b</sup>, F. Corriveau<sup>88,l</sup>, A. Corso-Radu<sup>162</sup>,  
A. Cortes-Gonzalez<sup>32</sup>, G. Cortiana<sup>101</sup>, G. Costa<sup>92a</sup>, M.J. Costa<sup>166</sup>, D. Costanzo<sup>139</sup>, G. Cottin<sup>30</sup>,  
G. Cowan<sup>78</sup>, B.E. Cox<sup>85</sup>, K. Cranmer<sup>110</sup>, S.J. Crawley<sup>55</sup>, G. Cree<sup>31</sup>, S. Crépé-Renaudin<sup>57</sup>,  
F. Crescioli<sup>81</sup>, W.A. Cribbs<sup>146a,146b</sup>, M. Crispin Ortuzar<sup>120</sup>, M. Cristinziani<sup>23</sup>, V. Croft<sup>106</sup>,  
G. Crosetti<sup>39a,39b</sup>, A. Cueto<sup>83</sup>, T. Cuhadar Donszelmann<sup>139</sup>, J. Cummings<sup>175</sup>, M. Curatolo<sup>49</sup>,  
J. Cúth<sup>84</sup>, H. Czirr<sup>141</sup>, P. Czodrowski<sup>3</sup>, G. D'amen<sup>22a,22b</sup>, S. D'Auria<sup>55</sup>, M. D'Onofrio<sup>75</sup>,  
M.J. Da Cunha Sargedas De Sousa<sup>126a,126b</sup>, C. Da Via<sup>85</sup>, W. Dabrowski<sup>40a</sup>, T. Dado<sup>144a</sup>,  
T. Dai<sup>90</sup>, O. Dale<sup>15</sup>, F. Dallaire<sup>95</sup>, C. Dallapiccola<sup>87</sup>, M. Dam<sup>38</sup>, J.R. Dandoy<sup>33</sup>, N.P. Dang<sup>50</sup>,  
A.C. Daniells<sup>19</sup>, N.S. Dann<sup>85</sup>, M. Danninger<sup>167</sup>, M. Dano Hoffmann<sup>136</sup>, V. Dao<sup>50</sup>, G. Darbo<sup>52a</sup>,  
S. Darmora<sup>8</sup>, J. Dassoulas<sup>3</sup>, A. Dattagupta<sup>62</sup>, W. Davey<sup>23</sup>, C. David<sup>168</sup>, T. Davidek<sup>129</sup>,  
M. Davies<sup>153</sup>, P. Davison<sup>79</sup>, E. Dawe<sup>89</sup>, I. Dawson<sup>139</sup>, R.K. Daya-Ishmukhametova<sup>87</sup>, K. De<sup>8</sup>,  
R. de Asmundis<sup>104a</sup>, A. De Benedetti<sup>113</sup>, S. De Castro<sup>22a,22b</sup>, S. De Cecco<sup>81</sup>, N. De Groot<sup>106</sup>,  
P. de Jong<sup>107</sup>, H. De la Torre<sup>83</sup>, F. De Lorenzi<sup>65</sup>, A. De Maria<sup>56</sup>, D. De Pedis<sup>132a</sup>,  
A. De Salvo<sup>132a</sup>, U. De Sanctis<sup>149</sup>, A. De Santo<sup>149</sup>, J.B. De Vivie De Regie<sup>117</sup>, W.J. Dearnaley<sup>73</sup>,  
R. Debbé<sup>27</sup>, C. Debenedetti<sup>137</sup>, D.V. Dedovich<sup>66</sup>, N. Dehghanian<sup>3</sup>, I. Deigaard<sup>107</sup>,  
M. Del Gaudio<sup>39a,39b</sup>, J. Del Peso<sup>83</sup>, T. Del Prete<sup>124a,124b</sup>, D. Delgove<sup>117</sup>, F. Deliot<sup>136</sup>,  
C.M. Delitzsch<sup>51</sup>, M. Deliyergiyev<sup>76</sup>, A. Dell'Acqua<sup>32</sup>, L. Dell'Asta<sup>24</sup>, M. Dell'Orso<sup>124a,124b</sup>,  
M. Della Pietra<sup>104a,k</sup>, D. della Volpe<sup>51</sup>, M. Delmastro<sup>5</sup>, P.A. Delsart<sup>57</sup>, D.A. DeMarco<sup>158</sup>,  
S. Demers<sup>175</sup>, M. Demichev<sup>66</sup>, A. Demilly<sup>81</sup>, S.P. Denisov<sup>130</sup>, D. Denysiuk<sup>136</sup>, D. Derendarz<sup>41</sup>,  
J.E. Derkaoui<sup>135d</sup>, F. Derue<sup>81</sup>, P. Dervan<sup>75</sup>, K. Desch<sup>23</sup>, C. Deterre<sup>44</sup>, K. Dette<sup>45</sup>,  
P.O. Deviveiros<sup>32</sup>, A. Dewhurst<sup>131</sup>, S. Dhaliwal<sup>25</sup>, A. Di Ciaccio<sup>133a,133b</sup>, L. Di Ciaccio<sup>5</sup>,  
W.K. Di Clemente<sup>122</sup>, C. Di Donato<sup>132a,132b</sup>, A. Di Girolamo<sup>32</sup>, B. Di Girolamo<sup>32</sup>,  
B. Di Micco<sup>134a,134b</sup>, R. Di Nardo<sup>32</sup>, A. Di Simone<sup>50</sup>, R. Di Sipio<sup>158</sup>, D. Di Valentino<sup>31</sup>,  
C. Diaconu<sup>86</sup>, M. Diamond<sup>158</sup>, F.A. Dias<sup>48</sup>, M.A. Diaz<sup>34a</sup>, E.B. Diehl<sup>90</sup>, J. Dietrich<sup>17</sup>, S. Diglio<sup>86</sup>,  
A. Dimitrievska<sup>14</sup>, J. Dingfelder<sup>23</sup>, P. Dita<sup>28b</sup>, S. Dita<sup>28b</sup>, F. Dittus<sup>32</sup>, F. Djama<sup>86</sup>, T. Djobava<sup>53b</sup>,  
J.I. Djuvsland<sup>59a</sup>, M.A.B. do Vale<sup>26c</sup>, D. Dobos<sup>32</sup>, M. Dobre<sup>28b</sup>, C. Doglioni<sup>82</sup>, J. Dolejsi<sup>129</sup>,  
Z. Dolezal<sup>129</sup>, M. Donadelli<sup>26d</sup>, S. Donati<sup>124a,124b</sup>, P. Dondero<sup>121a,121b</sup>, J. Donini<sup>36</sup>, J. Dopke<sup>131</sup>,  
A. Doria<sup>104a</sup>, M.T. Dova<sup>72</sup>, A.T. Doyle<sup>55</sup>, E. Drechsler<sup>56</sup>, M. Dris<sup>10</sup>, Y. Du<sup>35d</sup>,  
J. Duarte-Camperderros<sup>153</sup>, E. Duchovni<sup>171</sup>, G. Duckeck<sup>100</sup>, O.A. Ducu<sup>95,m</sup>, D. Duda<sup>107</sup>,  
A. Dudarev<sup>32</sup>, A.Chr. Dudder<sup>84</sup>, E.M. Duffield<sup>16</sup>, L. Duflo<sup>117</sup>, M. Dührssen<sup>32</sup>, M. Dumancic<sup>171</sup>,  
M. Dunford<sup>59a</sup>, H. Duran Yildiz<sup>4a</sup>, M. Düren<sup>54</sup>, A. Durglishvili<sup>53b</sup>, D. Duschinger<sup>46</sup>, B. Dutta<sup>44</sup>,  
M. Dyndal<sup>44</sup>, C. Eckardt<sup>44</sup>, K.M. Ecker<sup>101</sup>, R.C. Edgar<sup>90</sup>, N.C. Edwards<sup>48</sup>, T. Eifert<sup>32</sup>,  
G. Eigen<sup>15</sup>, K. Einsweiler<sup>16</sup>, T. Ekelof<sup>164</sup>, M. El Kacimi<sup>135c</sup>, V. Ellajosyula<sup>86</sup>, M. Ellert<sup>164</sup>,  
S. Elles<sup>5</sup>, F. Ellinghaus<sup>174</sup>, A.A. Elliot<sup>168</sup>, N. Ellis<sup>32</sup>, J. Elmsheuser<sup>27</sup>, M. Elsing<sup>32</sup>,  
D. Emeliyanov<sup>131</sup>, Y. Enari<sup>155</sup>, O.C. Endner<sup>84</sup>, J.S. Ennis<sup>169</sup>, J. Erdmann<sup>45</sup>, A. Ereditato<sup>18</sup>,  
G. Ernis<sup>174</sup>, J. Ernst<sup>2</sup>, M. Ernst<sup>27</sup>, S. Errede<sup>165</sup>, E. Ertel<sup>84</sup>, M. Escalier<sup>117</sup>, H. Esch<sup>45</sup>,  
C. Escobar<sup>125</sup>, B. Esposito<sup>49</sup>, A.I. Etienvre<sup>136</sup>, E. Etzion<sup>153</sup>, H. Evans<sup>62</sup>, A. Ezhilov<sup>123</sup>,  
F. Fabbri<sup>22a,22b</sup>, L. Fabbri<sup>22a,22b</sup>, G. Facini<sup>33</sup>, R.M. Fakhruddinov<sup>130</sup>, S. Falciano<sup>132a</sup>, R.J. Falla<sup>79</sup>,  
J. Faltova<sup>32</sup>, Y. Fang<sup>35a</sup>, M. Fanti<sup>92a,92b</sup>, A. Farbin<sup>8</sup>, A. Farilla<sup>134a</sup>, C. Farina<sup>125</sup>,  
E.M. Farina<sup>121a,121b</sup>, T. Farooque<sup>13</sup>, S. Farrell<sup>16</sup>, S.M. Farrington<sup>169</sup>, P. Farthouat<sup>32</sup>, F. Fassi<sup>135e</sup>,  
P. Fassnacht<sup>32</sup>, D. Fassouliotis<sup>9</sup>, M. Fauci Giannelli<sup>78</sup>, A. Favareto<sup>52a,52b</sup>, W.J. Fawcett<sup>120</sup>,  
L. Fayard<sup>117</sup>, O.L. Fedin<sup>123,n</sup>, W. Fedorko<sup>167</sup>, S. Feigl<sup>119</sup>, L. Felgioni<sup>86</sup>, C. Feng<sup>35d</sup>, E.J. Feng<sup>32</sup>,  
H. Feng<sup>90</sup>, A.B. Fenyuk<sup>130</sup>, L. Feremenga<sup>8</sup>, P. Fernandez Martinez<sup>166</sup>, S. Fernandez Perez<sup>13</sup>,  
J. Ferrando<sup>55</sup>, A. Ferrari<sup>164</sup>, P. Ferrari<sup>107</sup>, R. Ferrari<sup>121a</sup>, D.E. Ferreira de Lima<sup>59b</sup>, A. Ferrer<sup>166</sup>,  
D. Ferrere<sup>51</sup>, C. Ferretti<sup>90</sup>, A. Ferretto Parodi<sup>52a,52b</sup>, F. Fiedler<sup>84</sup>, A. Filipčić<sup>76</sup>, M. Filipuzzi<sup>44</sup>,  
F. Filthaut<sup>106</sup>, M. Fincke-Keeler<sup>168</sup>, K.D. Finelli<sup>150</sup>, M.C.N. Fiolhais<sup>126a,126c</sup>, L. Fiorini<sup>166</sup>,  
A. Firan<sup>42</sup>, A. Fischer<sup>2</sup>, C. Fischer<sup>13</sup>, J. Fischer<sup>174</sup>, W.C. Fisher<sup>91</sup>, N. Flaschel<sup>44</sup>, I. Fleck<sup>141</sup>,

P. Fleischmann<sup>90</sup>, G.T. Fletcher<sup>139</sup>, R.R.M. Fletcher<sup>122</sup>, T. Flick<sup>174</sup>, A. Floderus<sup>82</sup>,  
 L.R. Flores Castillo<sup>61a</sup>, M.J. Flowerdew<sup>101</sup>, G.T. Forcolin<sup>85</sup>, A. Formica<sup>136</sup>, A. Forti<sup>85</sup>,  
 A.G. Foster<sup>19</sup>, D. Fournier<sup>117</sup>, H. Fox<sup>73</sup>, S. Fracchia<sup>13</sup>, P. Francavilla<sup>81</sup>, M. Franchini<sup>22a,22b</sup>,  
 D. Francis<sup>32</sup>, L. Franconi<sup>119</sup>, M. Franklin<sup>58</sup>, M. Frate<sup>162</sup>, M. Fraternali<sup>121a,121b</sup>, D. Freeborn<sup>79</sup>,  
 S.M. Fressard-Batraneanu<sup>32</sup>, F. Friedrich<sup>46</sup>, D. Froidevaux<sup>32</sup>, J.A. Frost<sup>120</sup>, C. Fukunaga<sup>156</sup>,  
 E. Fullana Torregrosa<sup>84</sup>, T. Fusayasu<sup>102</sup>, J. Fuster<sup>166</sup>, C. Gabaldon<sup>57</sup>, O. Gabizon<sup>174</sup>,  
 A. Gabrielli<sup>22a,22b</sup>, A. Gabrielli<sup>16</sup>, G.P. Gach<sup>40a</sup>, S. Gadatsch<sup>32</sup>, S. Gadowski<sup>51</sup>,  
 G. Gagliardi<sup>52a,52b</sup>, L.G. Gagnon<sup>95</sup>, P. Gagnon<sup>62</sup>, C. Galea<sup>106</sup>, B. Galhardo<sup>126a,126c</sup>,  
 E.J. Gallas<sup>120</sup>, B.J. Gallop<sup>131</sup>, P. Gallus<sup>128</sup>, G. Galster<sup>38</sup>, K.K. Gan<sup>111</sup>, J. Gao<sup>35b</sup>, Y. Gao<sup>48</sup>,  
 Y.S. Gao<sup>143,f</sup>, F.M. Garay Walls<sup>48</sup>, C. García<sup>166</sup>, J.E. García Navarro<sup>166</sup>, M. Garcia-Sciveres<sup>16</sup>,  
 R.W. Gardner<sup>33</sup>, N. Garelli<sup>143</sup>, V. Garonne<sup>119</sup>, A. Gascon Bravo<sup>44</sup>, K. Gasnikova<sup>44</sup>, C. Gatti<sup>49</sup>,  
 A. Gaudiello<sup>52a,52b</sup>, G. Gaudio<sup>121a</sup>, L. Gauthier<sup>95</sup>, I.L. Gavrilenko<sup>96</sup>, C. Gay<sup>167</sup>, G. Gaycken<sup>23</sup>,  
 E.N. Gazis<sup>10</sup>, Z. Gece<sup>167</sup>, C.N.P. Gee<sup>131</sup>, Ch. Geich-Gimbel<sup>23</sup>, M. Geisen<sup>84</sup>, M.P. Geisler<sup>59a</sup>,  
 C. Gemme<sup>52a</sup>, M.H. Genest<sup>57</sup>, C. Geng<sup>35b,o</sup>, S. Gentile<sup>132a,132b</sup>, C. Gentsos<sup>154</sup>, S. George<sup>78</sup>,  
 D. Gerbaudo<sup>13</sup>, A. Gershon<sup>153</sup>, S. Ghasemi<sup>141</sup>, H. Ghazlane<sup>135b</sup>, M. Ghneimat<sup>23</sup>, B. Giacobbe<sup>22a</sup>,  
 S. Giagu<sup>132a,132b</sup>, P. Giannetti<sup>124a,124b</sup>, B. Gibbard<sup>27</sup>, S.M. Gibson<sup>78</sup>, M. Gignac<sup>167</sup>,  
 M. Gilchriese<sup>16</sup>, T.P.S. Gillam<sup>30</sup>, D. Gillberg<sup>31</sup>, G. Gilles<sup>174</sup>, D.M. Gingrich<sup>3,d</sup>, N. Giokaris<sup>9</sup>,  
 M.P. Giordani<sup>163a,163c</sup>, F.M. Giorgi<sup>22a</sup>, F.M. Giorgi<sup>17</sup>, P.F. Giraud<sup>136</sup>, P. Giromini<sup>58</sup>,  
 D. Giugni<sup>92a</sup>, F. Giuli<sup>120</sup>, C. Giuliani<sup>101</sup>, M. Giulini<sup>59b</sup>, B.K. Gjelsten<sup>119</sup>, S. Gkaitatzis<sup>154</sup>,  
 I. Gkialas<sup>154</sup>, E.L. Gkoukousis<sup>117</sup>, L.K. Gladilin<sup>99</sup>, C. Glasman<sup>83</sup>, J. Glatzer<sup>50</sup>,  
 P.C.F. Glaysher<sup>48</sup>, A. Glazov<sup>44</sup>, M. Goblirsch-Kolb<sup>25</sup>, J. Godlewski<sup>41</sup>, S. Goldfarb<sup>89</sup>, T. Golling<sup>51</sup>,  
 D. Golubkov<sup>130</sup>, A. Gomes<sup>126a,126b,126d</sup>, R. Gonçalo<sup>126a</sup>, J. Goncalves Pinto Firmino Da Costa<sup>136</sup>,  
 G. Gonella<sup>50</sup>, L. Gonella<sup>19</sup>, A. Gongadze<sup>66</sup>, S. González de la Hoz<sup>166</sup>, G. Gonzalez Parra<sup>13</sup>,  
 S. Gonzalez-Sevilla<sup>51</sup>, L. Goossens<sup>32</sup>, P.A. Gorbounov<sup>97</sup>, H.A. Gordon<sup>27</sup>, I. Gorelov<sup>105</sup>,  
 B. Gorini<sup>32</sup>, E. Gorini<sup>74a,74b</sup>, A. Gorišek<sup>76</sup>, E. Gornicki<sup>41</sup>, A.T. Goshaw<sup>47</sup>, C. Gössling<sup>45</sup>,  
 M.I. Gostkin<sup>66</sup>, C.R. Goudet<sup>117</sup>, D. Goujdami<sup>135c</sup>, A.G. Goussiou<sup>138</sup>, N. Govender<sup>145b,p</sup>,  
 E. Gozani<sup>152</sup>, L. Graber<sup>56</sup>, I. Grabowska-Bold<sup>40a</sup>, P.O.J. Gradin<sup>57</sup>, P. Grafström<sup>22a,22b</sup>,  
 J. Gramling<sup>51</sup>, E. Gramstad<sup>119</sup>, S. Grancagnolo<sup>17</sup>, V. Gratchev<sup>123</sup>, P.M. Gravila<sup>28e</sup>, H.M. Gray<sup>32</sup>,  
 E. Graziani<sup>134a</sup>, Z.D. Greenwood<sup>80,q</sup>, C. Greife<sup>23</sup>, K. Gregersen<sup>79</sup>, I.M. Gregor<sup>44</sup>, P. Grenier<sup>143</sup>,  
 K. Grevtsov<sup>5</sup>, J. Griffiths<sup>8</sup>, A.A. Grillo<sup>137</sup>, K. Grimm<sup>73</sup>, S. Grinstein<sup>13,r</sup>, Ph. Gris<sup>36</sup>,  
 J.-F. Grivaz<sup>117</sup>, S. Groh<sup>84</sup>, J.P. Grohs<sup>46</sup>, E. Gross<sup>171</sup>, J. Grosse-Knetter<sup>56</sup>, G.C. Grossi<sup>80</sup>,  
 Z.J. Grout<sup>79</sup>, L. Guan<sup>90</sup>, W. Guan<sup>172</sup>, J. Guenther<sup>63</sup>, F. Guescini<sup>51</sup>, D. Guest<sup>162</sup>, O. Gueta<sup>153</sup>,  
 E. Guido<sup>52a,52b</sup>, T. Guillemin<sup>5</sup>, S. Guindon<sup>2</sup>, U. Gul<sup>55</sup>, C. Gumpert<sup>32</sup>, J. Guo<sup>35e</sup>, Y. Guo<sup>35b,o</sup>,  
 R. Gupta<sup>42</sup>, S. Gupta<sup>120</sup>, G. Gustavino<sup>132a,132b</sup>, P. Gutierrez<sup>113</sup>, N.G. Gutierrez Ortiz<sup>79</sup>,  
 C. Gutsche<sup>46</sup>, C. Guyot<sup>136</sup>, C. Gwenlan<sup>120</sup>, C.B. Gwilliam<sup>75</sup>, A. Haas<sup>110</sup>, C. Haber<sup>16</sup>,  
 H.K. Hadavand<sup>8</sup>, N. Haddad<sup>135e</sup>, A. Hadeef<sup>86</sup>, S. Hageböck<sup>23</sup>, Z. Hajduk<sup>41</sup>, H. Hakobyan<sup>176,\*</sup>,  
 M. Haleem<sup>44</sup>, J. Haley<sup>114</sup>, G. Halladjian<sup>91</sup>, G.D. Hallewell<sup>86</sup>, K. Hamacher<sup>174</sup>, P. Hamal<sup>115</sup>,  
 K. Hamano<sup>168</sup>, A. Hamilton<sup>145a</sup>, G.N. Hamity<sup>139</sup>, P.G. Hamnett<sup>44</sup>, L. Han<sup>35b</sup>, K. Hanagaki<sup>67,s</sup>,  
 K. Hanawa<sup>155</sup>, M. Hance<sup>137</sup>, B. Haney<sup>122</sup>, S. Hanisch<sup>32</sup>, P. Hanke<sup>59a</sup>, R. Hanna<sup>136</sup>, J.B. Hansen<sup>38</sup>,  
 J.D. Hansen<sup>38</sup>, M.C. Hansen<sup>23</sup>, P.H. Hansen<sup>38</sup>, K. Hara<sup>160</sup>, A.S. Hard<sup>172</sup>, T. Harenberg<sup>174</sup>,  
 F. Hariri<sup>117</sup>, S. Harkusha<sup>93</sup>, R.D. Harrington<sup>48</sup>, P.F. Harrison<sup>169</sup>, F. Hartjes<sup>107</sup>,  
 N.M. Hartmann<sup>100</sup>, M. Hasegawa<sup>68</sup>, Y. Hasegawa<sup>140</sup>, A. Hasib<sup>113</sup>, S. Hassani<sup>136</sup>, S. Haug<sup>18</sup>,  
 R. Hauser<sup>91</sup>, L. Hauswald<sup>46</sup>, M. Havranek<sup>127</sup>, C.M. Hawkes<sup>19</sup>, R.J. Hawkings<sup>32</sup>, D. Hayakawa<sup>157</sup>,  
 D. Hayden<sup>91</sup>, C.P. Hays<sup>120</sup>, J.M. Hays<sup>77</sup>, H.S. Hayward<sup>75</sup>, S.J. Haywood<sup>131</sup>, S.J. Head<sup>19</sup>,  
 T. Heck<sup>84</sup>, V. Hedberg<sup>82</sup>, L. Heelan<sup>8</sup>, S. Heim<sup>122</sup>, T. Heim<sup>16</sup>, B. Heinemann<sup>16</sup>, J.J. Heinrich<sup>100</sup>,  
 L. Heinrich<sup>110</sup>, C. Heinz<sup>54</sup>, J. Hejbal<sup>127</sup>, L. Helary<sup>32</sup>, S. Hellman<sup>146a,146b</sup>, C. Helsens<sup>32</sup>,  
 J. Henderson<sup>120</sup>, R.C.W. Henderson<sup>73</sup>, Y. Heng<sup>172</sup>, S. Henkelmann<sup>167</sup>, A.M. Henriques Correia<sup>32</sup>,  
 S. Henrot-Versille<sup>117</sup>, G.H. Herbert<sup>17</sup>, V. Herget<sup>173</sup>, Y. Hernández Jiménez<sup>166</sup>, G. Herten<sup>50</sup>,

R. Hertenberger<sup>100</sup>, L. Hervas<sup>32</sup>, G.G. Hesketh<sup>79</sup>, N.P. Hesse<sup>107</sup>, J.W. Hetherly<sup>42</sup>, R. Hickling<sup>77</sup>, E. Higón-Rodríguez<sup>166</sup>, E. Hill<sup>168</sup>, J.C. Hill<sup>30</sup>, K.H. Hiller<sup>44</sup>, S.J. Hillier<sup>19</sup>, I. Hinchliffe<sup>16</sup>, E. Hines<sup>122</sup>, R.R. Hinman<sup>16</sup>, M. Hirose<sup>50</sup>, D. Hirschbuehl<sup>174</sup>, J. Hobbs<sup>148</sup>, N. Hod<sup>159a</sup>, M.C. Hodgkinson<sup>139</sup>, P. Hodgson<sup>139</sup>, A. Hoecker<sup>32</sup>, M.R. Hoferkamp<sup>105</sup>, F. Hoenig<sup>100</sup>, D. Hohn<sup>23</sup>, T.R. Holmes<sup>16</sup>, M. Homann<sup>45</sup>, T.M. Hong<sup>125</sup>, B.H. Hooberman<sup>165</sup>, W.H. Hopkins<sup>116</sup>, Y. Horii<sup>103</sup>, A.J. Horton<sup>142</sup>, J.-Y. Hostachy<sup>57</sup>, S. Hou<sup>151</sup>, A. Houmada<sup>135a</sup>, J. Howarth<sup>44</sup>, M. Hrabovsky<sup>115</sup>, I. Hristova<sup>17</sup>, J. Hrivnac<sup>117</sup>, T. Hryn'ova<sup>5</sup>, A. Hrynevich<sup>94</sup>, C. Hsu<sup>145c</sup>, P.J. Hsu<sup>151,t</sup>, S.-C. Hsu<sup>138</sup>, D. Hu<sup>37</sup>, Q. Hu<sup>35b</sup>, S. Hu<sup>35e</sup>, Y. Huang<sup>44</sup>, Z. Hubacek<sup>128</sup>, F. Hubaut<sup>86</sup>, F. Huegging<sup>23</sup>, T.B. Huffman<sup>120</sup>, E.W. Hughes<sup>37</sup>, G. Hughes<sup>73</sup>, M. Huhtinen<sup>32</sup>, P. Huo<sup>148</sup>, N. Huseynov<sup>66,b</sup>, J. Huston<sup>91</sup>, J. Huth<sup>58</sup>, G. Iacobucci<sup>51</sup>, G. Iakovidis<sup>27</sup>, I. Ibragimov<sup>141</sup>, L. Iconomidou-Fayard<sup>117</sup>, E. Ideal<sup>175</sup>, Z. Idrissi<sup>135e</sup>, P. Iengo<sup>32</sup>, O. Igonkina<sup>107,u</sup>, T. Iizawa<sup>170</sup>, Y. Ikegami<sup>67</sup>, M. Ikeno<sup>67</sup>, Y. Ilchenko<sup>11,v</sup>, D. Iliadis<sup>154</sup>, N. Ilic<sup>143</sup>, T. Ince<sup>101</sup>, G. Introzzi<sup>121a,121b</sup>, P. Ioannou<sup>9,\*</sup>, M. Iodice<sup>134a</sup>, K. Iordanidou<sup>37</sup>, V. Ippolito<sup>58</sup>, N. Ishijima<sup>118</sup>, M. Ishino<sup>155</sup>, M. Ishitsuka<sup>157</sup>, R. Ishmukhametov<sup>111</sup>, C. Issever<sup>120</sup>, S. Istin<sup>20a</sup>, F. Ito<sup>160</sup>, J.M. Iturbe Ponce<sup>85</sup>, R. Iuppa<sup>134a,134b</sup>, W. Iwanski<sup>41</sup>, H. Iwasaki<sup>67</sup>, J.M. Izen<sup>43</sup>, V. Izzo<sup>104a</sup>, S. Jabbar<sup>3</sup>, B. Jackson<sup>122</sup>, P. Jackson<sup>1</sup>, V. Jain<sup>2</sup>, K.B. Jakobi<sup>84</sup>, K. Jakobs<sup>50</sup>, S. Jakobsen<sup>32</sup>, T. Jakoubek<sup>127</sup>, D.O. Jamin<sup>114</sup>, D.K. Jana<sup>80</sup>, E. Jansen<sup>79</sup>, R. Jansky<sup>63</sup>, J. Janssen<sup>23</sup>, M. Janus<sup>56</sup>, G. Jarlskog<sup>82</sup>, N. Javadov<sup>66,b</sup>, T. Javůrek<sup>50</sup>, F. Jeanneau<sup>136</sup>, L. Jeanty<sup>16</sup>, J. Jejelava<sup>53a,w</sup>, G.-Y. Jeng<sup>150</sup>, D. Jennens<sup>89</sup>, P. Jenni<sup>50,x</sup>, C. Jeske<sup>169</sup>, S. Jézéquel<sup>5</sup>, H. Ji<sup>172</sup>, J. Jia<sup>148</sup>, H. Jiang<sup>65</sup>, Y. Jiang<sup>35b</sup>, S. Jiggins<sup>79</sup>, J. Jimenez Pena<sup>166</sup>, S. Jin<sup>35a</sup>, A. Jinaru<sup>28b</sup>, O. Jinnouchi<sup>157</sup>, P. Johansson<sup>139</sup>, K.A. Johns<sup>7</sup>, W.J. Johnson<sup>138</sup>, K. Jon-And<sup>146a,146b</sup>, G. Jones<sup>169</sup>, R.W.L. Jones<sup>73</sup>, S. Jones<sup>7</sup>, T.J. Jones<sup>75</sup>, J. Jongmanns<sup>59a</sup>, P.M. Jorge<sup>126a,126b</sup>, J. Jovicevic<sup>159a</sup>, X. Ju<sup>172</sup>, A. Juste Rozas<sup>13,r</sup>, M.K. Köhler<sup>171</sup>, A. Kaczmarska<sup>41</sup>, M. Kado<sup>117</sup>, H. Kagan<sup>111</sup>, M. Kagan<sup>143</sup>, S.J. Kahn<sup>86</sup>, T. Kaji<sup>170</sup>, E. Kajomovitz<sup>47</sup>, C.W. Kalderon<sup>120</sup>, A. Kaluza<sup>84</sup>, S. Kama<sup>42</sup>, A. Kamenshchikov<sup>130</sup>, N. Kanaya<sup>155</sup>, S. Kaneti<sup>30</sup>, L. Kanjir<sup>76</sup>, V.A. Kantserov<sup>98</sup>, J. Kanzaki<sup>67</sup>, B. Kaplan<sup>110</sup>, L.S. Kaplan<sup>172</sup>, A. Kapliy<sup>33</sup>, D. Kar<sup>145c</sup>, K. Karakostas<sup>10</sup>, A. Karamaoun<sup>3</sup>, N. Karastathis<sup>10</sup>, M.J. Kareem<sup>56</sup>, E. Karentzos<sup>10</sup>, M. Karnevskiy<sup>84</sup>, S.N. Karpov<sup>66</sup>, Z.M. Karpova<sup>66</sup>, K. Karthik<sup>110</sup>, V. Kartvelishvili<sup>73</sup>, A.N. Karyukhin<sup>130</sup>, K. Kasahara<sup>160</sup>, L. Kashif<sup>172</sup>, R.D. Kass<sup>111</sup>, A. Kastanas<sup>15</sup>, Y. Kataoka<sup>155</sup>, C. Kato<sup>155</sup>, A. Katre<sup>51</sup>, J. Katzy<sup>44</sup>, K. Kawagoe<sup>71</sup>, T. Kawamoto<sup>155</sup>, G. Kawamura<sup>56</sup>, V.F. Kazanin<sup>109,c</sup>, R. Keeler<sup>168</sup>, R. Kehoe<sup>42</sup>, J.S. Keller<sup>44</sup>, J.J. Kempster<sup>78</sup>, K. Kentaro<sup>103</sup>, H. Keoshkerian<sup>158</sup>, O. Kepka<sup>127</sup>, B.P. Kerševan<sup>76</sup>, S. Kersten<sup>174</sup>, R.A. Keyes<sup>88</sup>, M. Khader<sup>165</sup>, F. Khalil-zada<sup>12</sup>, A. Khanov<sup>114</sup>, A.G. Kharlamov<sup>109,c</sup>, T.J. Khoo<sup>51</sup>, V. Khovanskiy<sup>97</sup>, E. Khramov<sup>66</sup>, J. Khubua<sup>53b,y</sup>, S. Kido<sup>68</sup>, C.R. Kilby<sup>78</sup>, H.Y. Kim<sup>8</sup>, S.H. Kim<sup>160</sup>, Y.K. Kim<sup>33</sup>, N. Kimura<sup>154</sup>, O.M. Kind<sup>17</sup>, B.T. King<sup>75</sup>, M. King<sup>166</sup>, S.B. King<sup>167</sup>, J. Kirk<sup>131</sup>, A.E. Kiryunin<sup>101</sup>, T. Kishimoto<sup>155</sup>, D. Kisielewska<sup>40a</sup>, F. Kiss<sup>50</sup>, K. Kiuchi<sup>160</sup>, O. Kivernyk<sup>136</sup>, E. Kladiva<sup>144b</sup>, M.H. Klein<sup>37</sup>, M. Klein<sup>75</sup>, U. Klein<sup>75</sup>, K. Kleinknecht<sup>84</sup>, P. Klimek<sup>108</sup>, A. Klimentov<sup>27</sup>, R. Klingenberg<sup>45</sup>, J.A. Klinger<sup>139</sup>, T. Klioutchnikova<sup>32</sup>, E.-E. Kluge<sup>59a</sup>, P. Kluit<sup>107</sup>, S. Kluth<sup>101</sup>, J. Knapik<sup>41</sup>, E. Kneringer<sup>63</sup>, E.B.F.G. Knoops<sup>86</sup>, A. Knue<sup>55</sup>, A. Kobayashi<sup>155</sup>, D. Kobayashi<sup>157</sup>, T. Kobayashi<sup>155</sup>, M. Kobel<sup>46</sup>, M. Kocian<sup>143</sup>, P. Kodys<sup>129</sup>, N.M. Koehler<sup>101</sup>, T. Koffas<sup>31</sup>, E. Koffeman<sup>107</sup>, T. Koi<sup>143</sup>, H. Kolanoski<sup>17</sup>, M. Kolb<sup>59b</sup>, I. Koletsou<sup>5</sup>, A.A. Komar<sup>96,\*</sup>, Y. Komori<sup>155</sup>, T. Kondo<sup>67</sup>, N. Kondrashova<sup>44</sup>, K. Köneke<sup>50</sup>, A.C. König<sup>106</sup>, T. Kono<sup>67,z</sup>, R. Konoplich<sup>110,aa</sup>, N. Konstantinidis<sup>79</sup>, R. Kopeliansky<sup>62</sup>, S. Koperny<sup>40a</sup>, L. Köpke<sup>84</sup>, A.K. Kopp<sup>50</sup>, K. Korcyl<sup>41</sup>, K. Kordas<sup>154</sup>, A. Korn<sup>79</sup>, A.A. Korol<sup>109,c</sup>, I. Korolkov<sup>13</sup>, E.V. Korolkova<sup>139</sup>, O. Kortner<sup>101</sup>, S. Kortner<sup>101</sup>, T. Kosek<sup>129</sup>, V.V. Kostyukhin<sup>23</sup>, A. Kotwal<sup>47</sup>, A. Kourkumeli-Charalampidi<sup>121a,121b</sup>, C. Kourkumelis<sup>9</sup>, V. Kouskoura<sup>27</sup>, A.B. Kowalewska<sup>41</sup>, R. Kowalewski<sup>168</sup>, T.Z. Kowalski<sup>40a</sup>, C. Kozakai<sup>155</sup>, W. Kozanecki<sup>136</sup>, A.S. Kozhin<sup>130</sup>, V.A. Kramarenko<sup>99</sup>, G. Kramberger<sup>76</sup>, D. Krasnopevtsev<sup>98</sup>, M.W. Krasny<sup>81</sup>, A. Krasznahorkay<sup>32</sup>, A. Kravchenko<sup>27</sup>, M. Kretz<sup>59c</sup>,

J. Kretzschmar<sup>75</sup>, K. Kreutzfeldt<sup>54</sup>, P. Krieger<sup>158</sup>, K. Krizka<sup>33</sup>, K. Kroeninger<sup>45</sup>, H. Kroha<sup>101</sup>,  
 J. Kroll<sup>122</sup>, J. Kroseberg<sup>23</sup>, J. Krstic<sup>14</sup>, U. Kruchonak<sup>66</sup>, H. Krüger<sup>23</sup>, N. Krumnack<sup>65</sup>,  
 A. Kruse<sup>172</sup>, M.C. Kruse<sup>47</sup>, M. Kruskal<sup>24</sup>, T. Kubota<sup>89</sup>, H. Kucuk<sup>79</sup>, S. Kudah<sup>4b</sup>,  
 J.T. Kuechler<sup>174</sup>, S. Kuehn<sup>50</sup>, A. Kugel<sup>59c</sup>, F. Kuger<sup>173</sup>, A. Kuhl<sup>137</sup>, T. Kuhl<sup>44</sup>, V. Kukhtin<sup>66</sup>,  
 R. Kukla<sup>136</sup>, Y. Kulchitsky<sup>93</sup>, S. Kuleshov<sup>34b</sup>, M. Kuna<sup>132a,132b</sup>, T. Kunigo<sup>69</sup>, A. Kupco<sup>127</sup>,  
 H. Kurashige<sup>68</sup>, Y.A. Kurochkin<sup>93</sup>, V. Kus<sup>127</sup>, E.S. Kuwertz<sup>168</sup>, M. Kuze<sup>157</sup>, J. Kvita<sup>115</sup>,  
 T. Kwan<sup>168</sup>, D. Kyriazopoulos<sup>139</sup>, A. La Rosa<sup>101</sup>, J.L. La Rosa Navarro<sup>26d</sup>, L. La Rotonda<sup>39a,39b</sup>,  
 C. Lacasta<sup>166</sup>, F. Lacava<sup>132a,132b</sup>, J. Lacey<sup>31</sup>, H. Lacker<sup>17</sup>, D. Lacour<sup>81</sup>, V.R. Lacuesta<sup>166</sup>,  
 E. Ladygin<sup>66</sup>, R. Lafaye<sup>5</sup>, B. Laforge<sup>81</sup>, T. Lagouri<sup>175</sup>, S. Lai<sup>56</sup>, S. Lammers<sup>62</sup>, W. Lampl<sup>7</sup>,  
 E. Lançon<sup>136</sup>, U. Landgraf<sup>50</sup>, M.P.J. Landon<sup>77</sup>, M.C. Lanfermann<sup>51</sup>, V.S. Lang<sup>59a</sup>, J.C. Lange<sup>13</sup>,  
 A.J. Lankford<sup>162</sup>, F. Lanni<sup>27</sup>, K. Lantzsch<sup>23</sup>, A. Lanza<sup>121a</sup>, S. Laplace<sup>81</sup>, C. Lapoire<sup>32</sup>,  
 J.F. Laporte<sup>136</sup>, T. Lari<sup>92a</sup>, F. Lasagni Manghi<sup>22a,22b</sup>, M. Lassnig<sup>32</sup>, P. Laurelli<sup>49</sup>, W. Lavrijsen<sup>16</sup>,  
 A.T. Law<sup>137</sup>, P. Laycock<sup>75</sup>, T. Lazovich<sup>58</sup>, M. Lazzaroni<sup>92a,92b</sup>, B. Le<sup>89</sup>, O. Le Dortz<sup>81</sup>,  
 E. Le Guirriec<sup>86</sup>, E.P. Le Quilleuc<sup>136</sup>, M. LeBlanc<sup>168</sup>, T. LeCompte<sup>6</sup>, F. Ledroit-Guillon<sup>57</sup>,  
 C.A. Lee<sup>27</sup>, S.C. Lee<sup>151</sup>, L. Lee<sup>1</sup>, B. Lefebvre<sup>88</sup>, G. Lefebvre<sup>81</sup>, M. Lefebvre<sup>168</sup>, F. Legger<sup>100</sup>,  
 C. Leggett<sup>16</sup>, A. Lehan<sup>75</sup>, G. Lehmann Miotto<sup>32</sup>, X. Lei<sup>7</sup>, W.A. Leight<sup>31</sup>, A. Leisos<sup>154,ab</sup>,  
 A.G. Leister<sup>175</sup>, M.A.L. Leite<sup>26d</sup>, R. Leitner<sup>129</sup>, D. Lellouch<sup>171</sup>, B. Lemmer<sup>56</sup>, K.J.C. Leney<sup>79</sup>,  
 T. Lenz<sup>23</sup>, B. Lenzi<sup>32</sup>, R. Leone<sup>7</sup>, S. Leone<sup>124a,124b</sup>, C. Leonidopoulos<sup>48</sup>, S. Leontsinis<sup>10</sup>,  
 G. Lerner<sup>149</sup>, C. Leroy<sup>95</sup>, A.A.J. Lesage<sup>136</sup>, C.G. Lester<sup>30</sup>, M. Levchenko<sup>123</sup>, J. Levêque<sup>5</sup>,  
 D. Levin<sup>90</sup>, L.J. Levinson<sup>171</sup>, M. Levy<sup>19</sup>, D. Lewis<sup>77</sup>, A.M. Leyko<sup>23</sup>, M. Leyton<sup>43</sup>, B. Li<sup>35b,o</sup>,  
 C. Li<sup>35b</sup>, H. Li<sup>148</sup>, H.L. Li<sup>33</sup>, L. Li<sup>47</sup>, L. Li<sup>35e</sup>, Q. Li<sup>35a</sup>, S. Li<sup>47</sup>, X. Li<sup>85</sup>, Y. Li<sup>141</sup>, Z. Liang<sup>35a</sup>,  
 B. Liberti<sup>133a</sup>, A. Liblong<sup>158</sup>, P. Lichard<sup>32</sup>, K. Lie<sup>165</sup>, J. Liebal<sup>23</sup>, W. Liebig<sup>15</sup>, A. Limosani<sup>150</sup>,  
 S.C. Lin<sup>151,ac</sup>, T.H. Lin<sup>84</sup>, B.E. Lindquist<sup>148</sup>, A.E. Lioni<sup>51</sup>, E. Lipeles<sup>122</sup>, A. Lipniacka<sup>15</sup>,  
 M. Lisovyi<sup>59b</sup>, T.M. Liss<sup>165</sup>, A. Lister<sup>167</sup>, A.M. Litke<sup>137</sup>, B. Liu<sup>151,ad</sup>, D. Liu<sup>151</sup>, H. Liu<sup>90</sup>,  
 H. Liu<sup>27</sup>, J. Liu<sup>86</sup>, J.B. Liu<sup>35b</sup>, K. Liu<sup>86</sup>, L. Liu<sup>165</sup>, M. Liu<sup>47</sup>, M. Liu<sup>35b</sup>, Y.L. Liu<sup>35b</sup>, Y. Liu<sup>35b</sup>,  
 M. Livan<sup>121a,121b</sup>, A. Lleres<sup>57</sup>, J. Llorente Merino<sup>35a</sup>, S.L. Lloyd<sup>77</sup>, F. Lo Sterzo<sup>151</sup>,  
 E. Lobodzinska<sup>44</sup>, P. Loch<sup>7</sup>, W.S. Lockman<sup>137</sup>, F.K. Loebinger<sup>85</sup>, A.E. Loevschall-Jensen<sup>38</sup>,  
 K.M. Loew<sup>25</sup>, A. Loginov<sup>175,\*</sup>, T. Lohse<sup>17</sup>, K. Lohwasser<sup>44</sup>, M. Lokajicek<sup>127</sup>, B.A. Long<sup>24</sup>,  
 J.D. Long<sup>165</sup>, R.E. Long<sup>73</sup>, L. Longo<sup>74a,74b</sup>, K.A. Looper<sup>111</sup>, L. Lopes<sup>126a</sup>, D. Lopez Mateos<sup>58</sup>,  
 B. Lopez Paredes<sup>139</sup>, I. Lopez Paz<sup>13</sup>, A. Lopez Solis<sup>81</sup>, J. Lorenz<sup>100</sup>, N. Lorenzo Martinez<sup>62</sup>,  
 M. Losada<sup>21</sup>, P.J. Lösel<sup>100</sup>, X. Lou<sup>35a</sup>, A. Lounis<sup>117</sup>, J. Love<sup>6</sup>, P.A. Love<sup>73</sup>, H. Lu<sup>61a</sup>, N. Lu<sup>90</sup>,  
 H.J. Lubatti<sup>138</sup>, C. Luci<sup>132a,132b</sup>, A. Lucotte<sup>57</sup>, C. Luedtke<sup>50</sup>, F. Luehring<sup>62</sup>, W. Lukas<sup>63</sup>,  
 L. Luminari<sup>132a</sup>, O. Lundberg<sup>146a,146b</sup>, B. Lund-Jensen<sup>147</sup>, P.M. Luzi<sup>81</sup>, D. Lynn<sup>27</sup>, R. Lysak<sup>127</sup>,  
 E. Lytken<sup>82</sup>, V. Lyubushkin<sup>66</sup>, H. Ma<sup>27</sup>, L.L. Ma<sup>35d</sup>, Y. Ma<sup>35d</sup>, G. Maccarrone<sup>49</sup>,  
 A. Macchiolo<sup>101</sup>, C.M. Macdonald<sup>139</sup>, B. Maček<sup>76</sup>, J. Machado Miguens<sup>122,126b</sup>, D. Madaffari<sup>86</sup>,  
 R. Madar<sup>36</sup>, H.J. Maddocks<sup>164</sup>, W.F. Mader<sup>46</sup>, A. Madsen<sup>44</sup>, J. Maeda<sup>68</sup>, S. Maeland<sup>15</sup>,  
 T. Maeno<sup>27</sup>, A. Maevskiy<sup>99</sup>, E. Magradze<sup>56</sup>, J. Mahlstedt<sup>107</sup>, C. Maiani<sup>117</sup>, C. Maidantchik<sup>26a</sup>,  
 A.A. Maier<sup>101</sup>, T. Maier<sup>100</sup>, A. Maio<sup>126a,126b,126d</sup>, S. Majewski<sup>116</sup>, Y. Makida<sup>67</sup>, N. Makovec<sup>117</sup>,  
 B. Malaescu<sup>81</sup>, Pa. Malecki<sup>41</sup>, V.P. Maleev<sup>123</sup>, F. Malek<sup>57</sup>, U. Mallik<sup>64</sup>, D. Malon<sup>6</sup>, C. Malone<sup>143</sup>,  
 S. Maltezos<sup>10</sup>, S. Malyyukov<sup>32</sup>, J. Mamuzic<sup>166</sup>, G. Mancini<sup>49</sup>, B. Mandelli<sup>32</sup>, L. Mandelli<sup>92a</sup>,  
 I. Mandić<sup>76</sup>, J. Maneira<sup>126a,126b</sup>, L. Manhaes de Andrade Filho<sup>26b</sup>, J. Manjarres Ramos<sup>159b</sup>,  
 A. Mann<sup>100</sup>, A. Manousos<sup>32</sup>, B. Mansoulie<sup>136</sup>, J.D. Mansour<sup>35a</sup>, R. Mantifel<sup>88</sup>, M. Mantoani<sup>56</sup>,  
 S. Manzoni<sup>92a,92b</sup>, L. Mapelli<sup>32</sup>, G. Marceca<sup>29</sup>, L. March<sup>51</sup>, G. Marchiori<sup>81</sup>, M. Marcisovsky<sup>127</sup>,  
 M. Marjanovic<sup>14</sup>, D.E. Marley<sup>90</sup>, F. Marroquim<sup>26a</sup>, S.P. Marsden<sup>85</sup>, Z. Marshall<sup>16</sup>,  
 S. Marti-Garcia<sup>166</sup>, B. Martin<sup>91</sup>, T.A. Martin<sup>169</sup>, V.J. Martin<sup>48</sup>, B. Martin dit Latour<sup>15</sup>,  
 M. Martinez<sup>13,r</sup>, V.I. Martinez Outschoorn<sup>165</sup>, S. Martin-Haugh<sup>131</sup>, V.S. Martoiu<sup>28b</sup>,  
 A.C. Martyniuk<sup>79</sup>, M. Marx<sup>138</sup>, A. Marzin<sup>32</sup>, L. Masetti<sup>84</sup>, T. Mashimo<sup>155</sup>, R. Mashinistov<sup>96</sup>,  
 J. Masik<sup>85</sup>, A.L. Maslennikov<sup>109,c</sup>, I. Massa<sup>22a,22b</sup>, L. Massa<sup>22a,22b</sup>, P. Mastrandrea<sup>5</sup>,

A. Mastroberardino<sup>39a,39b</sup>, T. Masubuchi<sup>155</sup>, P. Mättig<sup>174</sup>, J. Mattmann<sup>84</sup>, J. Maurer<sup>28b</sup>,  
 S.J. Maxfield<sup>75</sup>, D.A. Maximov<sup>109,c</sup>, R. Mazini<sup>151</sup>, S.M. Mazza<sup>92a,92b</sup>, N.C. Mc Fadden<sup>105</sup>,  
 G. Mc Goldrick<sup>158</sup>, S.P. Mc Kee<sup>90</sup>, A. McCarn<sup>90</sup>, R.L. McCarthy<sup>148</sup>, T.G. McCarthy<sup>101</sup>,  
 L.I. McClymont<sup>79</sup>, E.F. McDonald<sup>89</sup>, J.A. Mcfayden<sup>79</sup>, G. Mchedlidze<sup>56</sup>, S.J. McMahan<sup>131</sup>,  
 R.A. McPherson<sup>168,l</sup>, M. Medinnis<sup>44</sup>, S. Meehan<sup>138</sup>, S. Mehlhase<sup>100</sup>, A. Mehta<sup>75</sup>, T. Meideck<sup>57</sup>,  
 K. Meier<sup>59a</sup>, C. Meineck<sup>100</sup>, B. Meirose<sup>43</sup>, D. Melini<sup>166</sup>, B.R. Mellado Garcia<sup>145c</sup>, M. Melo<sup>144a</sup>,  
 F. Meloni<sup>18</sup>, A. Mengarelli<sup>22a,22b</sup>, S. Menke<sup>101</sup>, E. Meoni<sup>161</sup>, S. Mergelmeyer<sup>17</sup>, P. Mermod<sup>51</sup>,  
 L. Merola<sup>104a,104b</sup>, C. Meroni<sup>92a</sup>, F.S. Merritt<sup>33</sup>, A. Messina<sup>132a,132b</sup>, J. Metcalfe<sup>6</sup>, A.S. Mete<sup>162</sup>,  
 C. Meyer<sup>84</sup>, C. Meyer<sup>122</sup>, J-P. Meyer<sup>136</sup>, J. Meyer<sup>107</sup>, H. Meyer Zu Theenhausen<sup>59a</sup>, F. Miano<sup>149</sup>,  
 R.P. Middleton<sup>131</sup>, S. Miglioranzi<sup>52a,52b</sup>, L. Mijovic<sup>48</sup>, G. Mikenberg<sup>171</sup>, M. Mikestikova<sup>127</sup>,  
 M. Mikuz<sup>76</sup>, M. Milesi<sup>89</sup>, A. Milic<sup>63</sup>, D.W. Miller<sup>33</sup>, C. Mills<sup>48</sup>, A. Milov<sup>171</sup>,  
 D.A. Milstead<sup>146a,146b</sup>, A.A. Minaenko<sup>130</sup>, Y. Minami<sup>155</sup>, I.A. Minashvili<sup>66</sup>, A.I. Mincer<sup>110</sup>,  
 B. Mindur<sup>40a</sup>, M. Mineev<sup>66</sup>, Y. Ming<sup>172</sup>, L.M. Mir<sup>13</sup>, K.P. Mistry<sup>122</sup>, T. Mitani<sup>170</sup>,  
 J. Mitrevski<sup>100</sup>, V.A. Mitsou<sup>166</sup>, A. Miucci<sup>18</sup>, P.S. Miyagawa<sup>139</sup>, J.U. Mjörnmark<sup>82</sup>,  
 T. Moa<sup>146a,146b</sup>, K. Mochizuki<sup>95</sup>, S. Mohapatra<sup>37</sup>, S. Molander<sup>146a,146b</sup>, R. Moles-Valls<sup>23</sup>,  
 R. Monden<sup>69</sup>, M.C. Mondragon<sup>91</sup>, K. Mönig<sup>44</sup>, J. Monk<sup>38</sup>, E. Monnier<sup>86</sup>, A. Montalbano<sup>148</sup>,  
 J. Montejo Berlingen<sup>32</sup>, F. Monticelli<sup>72</sup>, S. Monzani<sup>92a,92b</sup>, R.W. Moore<sup>3</sup>, N. Morange<sup>117</sup>,  
 D. Moreno<sup>21</sup>, M. Moreno Llácer<sup>56</sup>, P. Morettini<sup>52a</sup>, D. Mori<sup>142</sup>, T. Mori<sup>155</sup>, M. Morii<sup>58</sup>,  
 M. Morinaga<sup>155</sup>, V. Morisbak<sup>119</sup>, S. Moritz<sup>84</sup>, A.K. Morley<sup>150</sup>, G. Mornacchi<sup>32</sup>, J.D. Morris<sup>77</sup>,  
 S.S. Mortensen<sup>38</sup>, L. Morvaj<sup>148</sup>, M. Mosidze<sup>53b</sup>, J. Moss<sup>143</sup>, K. Motohashi<sup>157</sup>, R. Mount<sup>143</sup>,  
 E. Mountricha<sup>27</sup>, S.V. Mouraviev<sup>96,\*</sup>, E.J.W. Moyse<sup>87</sup>, S. Muanza<sup>86</sup>, R.D. Mudd<sup>19</sup>, F. Mueller<sup>101</sup>,  
 J. Mueller<sup>125</sup>, R.S.P. Mueller<sup>100</sup>, T. Mueller<sup>30</sup>, D. Muenstermann<sup>73</sup>, P. Mullen<sup>55</sup>, G.A. Mullier<sup>18</sup>,  
 F.J. Munoz Sanchez<sup>85</sup>, J.A. Murillo Quijada<sup>19</sup>, W.J. Murray<sup>169,131</sup>, H. Musheghyan<sup>56</sup>,  
 M. Muškinja<sup>76</sup>, A.G. Myagkov<sup>130,ae</sup>, M. Myska<sup>128</sup>, B.P. Nachman<sup>143</sup>, O. Nackenhorst<sup>51</sup>,  
 K. Nagai<sup>120</sup>, R. Nagai<sup>67,z</sup>, K. Nagano<sup>67</sup>, Y. Nagasaka<sup>60</sup>, K. Nagata<sup>160</sup>, M. Nagel<sup>50</sup>, E. Nagy<sup>86</sup>,  
 A.M. Nairz<sup>32</sup>, Y. Nakahama<sup>103</sup>, K. Nakamura<sup>67</sup>, T. Nakamura<sup>155</sup>, I. Nakano<sup>112</sup>,  
 H. Namasivayam<sup>43</sup>, R.F. Naranjo Garcia<sup>44</sup>, R. Narayan<sup>11</sup>, D.I. Narrias Villar<sup>59a</sup>, I. Naryshkin<sup>123</sup>,  
 T. Naumann<sup>44</sup>, G. Navarro<sup>21</sup>, R. Nayyar<sup>7</sup>, H.A. Neal<sup>90</sup>, P.Yu. Nechaeva<sup>96</sup>, T.J. Neep<sup>85</sup>,  
 A. Negri<sup>121a,121b</sup>, M. Negrini<sup>22a</sup>, S. Nektarijevic<sup>106</sup>, C. Nellist<sup>117</sup>, A. Nelson<sup>162</sup>, S. Nemecek<sup>127</sup>,  
 P. Nemethy<sup>110</sup>, A.A. Nepomuceno<sup>26a</sup>, M. Nessi<sup>32,af</sup>, M.S. Neubauer<sup>165</sup>, M. Neumann<sup>174</sup>,  
 R.M. Neves<sup>110</sup>, P. Nevski<sup>27</sup>, P.R. Newman<sup>19</sup>, D.H. Nguyen<sup>6</sup>, T. Nguyen Manh<sup>95</sup>,  
 R.B. Nickerson<sup>120</sup>, R. Nicolaidou<sup>136</sup>, J. Nielsen<sup>137</sup>, A. Nikiforov<sup>17</sup>, V. Nikolaenko<sup>130,ae</sup>,  
 I. Nikolic-Audit<sup>81</sup>, K. Nikolopoulos<sup>19</sup>, J.K. Nilsen<sup>119</sup>, P. Nilsson<sup>27</sup>, Y. Ninomiya<sup>155</sup>, A. Nisati<sup>132a</sup>,  
 R. Nisius<sup>101</sup>, T. Nobe<sup>155</sup>, M. Nomachi<sup>118</sup>, I. Nomidis<sup>31</sup>, T. Nooney<sup>77</sup>, S. Norberg<sup>113</sup>,  
 M. Nordberg<sup>32</sup>, N. Norjoharuddeen<sup>120</sup>, O. Novgorodova<sup>46</sup>, S. Nowak<sup>101</sup>, M. Nozaki<sup>67</sup>,  
 L. Nozka<sup>115</sup>, K. Ntekas<sup>10</sup>, E. Nurse<sup>79</sup>, F. Nuti<sup>89</sup>, F. O'grady<sup>7</sup>, D.C. O'Neil<sup>142</sup>, A.A. O'Rourke<sup>44</sup>,  
 V. O'Shea<sup>55</sup>, F.G. Oakham<sup>31,d</sup>, H. Oberlack<sup>101</sup>, T. Obermann<sup>23</sup>, J. Ocariz<sup>81</sup>, A. Ochi<sup>68</sup>,  
 I. Ochoa<sup>37</sup>, J.P. Ochoa-Ricoux<sup>34a</sup>, S. Oda<sup>71</sup>, S. Odaka<sup>67</sup>, H. Ogren<sup>62</sup>, A. Oh<sup>85</sup>, S.H. Oh<sup>47</sup>,  
 C.C. Ohm<sup>16</sup>, H. Ohman<sup>164</sup>, H. Oide<sup>32</sup>, H. Okawa<sup>160</sup>, Y. Okumura<sup>155</sup>, T. Okuyama<sup>67</sup>,  
 A. Olariu<sup>28b</sup>, L.F. Oleiro Seabra<sup>126a</sup>, S.A. Olivares Pino<sup>48</sup>, D. Oliveira Damazio<sup>27</sup>, A. Olszewski<sup>41</sup>,  
 J. Olszowska<sup>41</sup>, A. Onofre<sup>126a,126e</sup>, K. Onogi<sup>103</sup>, P.U.E. Onyisi<sup>11,v</sup>, M.J. Oreglia<sup>33</sup>, Y. Oren<sup>153</sup>,  
 D. Orestano<sup>134a,134b</sup>, N. Orlando<sup>61b</sup>, R.S. Orr<sup>158</sup>, B. Osculati<sup>52a,52b</sup>, R. Ospanov<sup>85</sup>,  
 G. Otero y Garzon<sup>29</sup>, H. Otono<sup>71</sup>, M. Ouchrif<sup>135d</sup>, F. Ould-Saada<sup>119</sup>, A. Ouraou<sup>136</sup>,  
 K.P. Oussoren<sup>107</sup>, Q. Ouyang<sup>35a</sup>, M. Owen<sup>55</sup>, R.E. Owen<sup>19</sup>, V.E. Ozcan<sup>20a</sup>, N. Ozturk<sup>8</sup>,  
 K. Pachal<sup>142</sup>, A. Pacheco Pages<sup>13</sup>, L. Pacheco Rodriguez<sup>136</sup>, C. Padilla Aranda<sup>13</sup>, M. Pagáčová<sup>50</sup>,  
 S. Pagan Griso<sup>16</sup>, F. Paige<sup>27</sup>, P. Pais<sup>87</sup>, K. Pajchel<sup>119</sup>, G. Palacino<sup>159b</sup>, S. Palazzo<sup>39a,39b</sup>,  
 S. Palestini<sup>32</sup>, M. Palka<sup>40b</sup>, D. Pallin<sup>36</sup>, E.St. Panagiotopoulou<sup>10</sup>, C.E. Pandini<sup>81</sup>,  
 J.G. Panduro Vazquez<sup>78</sup>, P. Pani<sup>146a,146b</sup>, S. Panitkin<sup>27</sup>, D. Pantea<sup>28b</sup>, L. Paolozzi<sup>51</sup>,



Th.D. Papadopoulou<sup>10</sup>, K. Papageorgiou<sup>154</sup>, A. Paramonov<sup>6</sup>, D. Paredes Hernandez<sup>175</sup>,  
A.J. Parker<sup>73</sup>, M.A. Parker<sup>30</sup>, K.A. Parker<sup>139</sup>, F. Parodi<sup>52a,52b</sup>, J.A. Parsons<sup>37</sup>, U. Parzefall<sup>50</sup>,  
V.R. Pascuzzi<sup>158</sup>, E. Pasqualucci<sup>132a</sup>, S. Passaggio<sup>52a</sup>, Fr. Pastore<sup>78</sup>, G. Pásztor<sup>31,ag</sup>,  
S. Patarai<sup>174</sup>, J.R. Pater<sup>85</sup>, T. Pauly<sup>32</sup>, J. Pearce<sup>168</sup>, B. Pearson<sup>113</sup>, L.E. Pedersen<sup>38</sup>,  
M. Pedersen<sup>119</sup>, S. Pedraza Lopez<sup>166</sup>, R. Pedro<sup>126a,126b</sup>, S.V. Peleganchuk<sup>109,c</sup>, O. Penc<sup>127</sup>,  
C. Peng<sup>35a</sup>, H. Peng<sup>35b</sup>, J. Penwell<sup>62</sup>, B.S. Peralva<sup>26b</sup>, M.M. Perego<sup>136</sup>, D.V. Perepelitsa<sup>27</sup>,  
E. Perez Codina<sup>159a</sup>, L. Perini<sup>92a,92b</sup>, H. Pernegger<sup>32</sup>, S. Perrella<sup>104a,104b</sup>, R. Peschke<sup>44</sup>,  
V.D. Peshekhonov<sup>66</sup>, K. Peters<sup>44</sup>, R.F.Y. Peters<sup>85</sup>, B.A. Petersen<sup>32</sup>, T.C. Petersen<sup>38</sup>, E. Petit<sup>57</sup>,  
A. Petridis<sup>1</sup>, C. Petridou<sup>154</sup>, P. Petroff<sup>117</sup>, E. Petrolo<sup>132a</sup>, M. Petrov<sup>120</sup>, F. Petrucci<sup>134a,134b</sup>,  
N.E. Pettersson<sup>87</sup>, A. Peyaud<sup>136</sup>, R. Pezoa<sup>34b</sup>, P.W. Phillips<sup>131</sup>, G. Piacquadio<sup>143,ah</sup>,  
E. Pianori<sup>169</sup>, A. Picazio<sup>87</sup>, E. Piccaro<sup>77</sup>, M. Piccinini<sup>22a,22b</sup>, M.A. Pickering<sup>120</sup>, R. Piegaia<sup>29</sup>,  
J.E. Pilcher<sup>33</sup>, A.D. Pilkington<sup>85</sup>, A.W.J. Pin<sup>85</sup>, M. Pinamonti<sup>163a,163c,ai</sup>, J.L. Pinfeld<sup>3</sup>,  
A. Pingel<sup>38</sup>, S. Pires<sup>81</sup>, H. Pirumov<sup>44</sup>, M. Pitt<sup>171</sup>, L. Plazak<sup>144a</sup>, M.-A. Pleier<sup>27</sup>, V. Pleskot<sup>84</sup>,  
E. Plotnikova<sup>66</sup>, P. Plucinski<sup>91</sup>, D. Pluth<sup>65</sup>, R. Poettgen<sup>146a,146b</sup>, L. Poggioli<sup>117</sup>, D. Pohl<sup>23</sup>,  
G. Polesello<sup>121a</sup>, A. Poley<sup>44</sup>, A. Policicchio<sup>39a,39b</sup>, R. Polifka<sup>158</sup>, A. Polini<sup>22a</sup>, C.S. Pollard<sup>55</sup>,  
V. Polychronakos<sup>27</sup>, K. Pommès<sup>32</sup>, L. Pontecorvo<sup>132a</sup>, B.G. Pope<sup>91</sup>, G.A. Popeneciu<sup>28c</sup>,  
D.S. Popovic<sup>14</sup>, A. Poppleton<sup>32</sup>, S. Pospisil<sup>128</sup>, K. Potamianos<sup>16</sup>, I.N. Potrap<sup>66</sup>, C.J. Potter<sup>30</sup>,  
C.T. Potter<sup>116</sup>, G. Poulard<sup>32</sup>, J. Poveda<sup>32</sup>, V. Pozdnyakov<sup>66</sup>, M.E. Pozo Astigarraga<sup>32</sup>,  
P. Pralavorio<sup>86</sup>, A. Pranko<sup>16</sup>, S. Prell<sup>65</sup>, D. Price<sup>85</sup>, L.E. Price<sup>6</sup>, M. Primavera<sup>74a</sup>, S. Prince<sup>88</sup>,  
K. Prokofiev<sup>61c</sup>, F. Prokoshin<sup>34b</sup>, S. Protopopescu<sup>27</sup>, J. Proudfoot<sup>6</sup>, M. Przybycien<sup>40a</sup>,  
D. Puddu<sup>134a,134b</sup>, M. Purohit<sup>27,aj</sup>, P. Puzo<sup>117</sup>, J. Qian<sup>90</sup>, G. Qin<sup>55</sup>, Y. Qin<sup>85</sup>, A. Quadt<sup>56</sup>,  
W.B. Quayle<sup>163a,163b</sup>, M. Queitsch-Maitland<sup>85</sup>, D. Quilty<sup>55</sup>, S. Raddum<sup>119</sup>, V. Radeka<sup>27</sup>,  
V. Radescu<sup>120</sup>, S.K. Radhakrishnan<sup>148</sup>, P. Radloff<sup>116</sup>, P. Rados<sup>89</sup>, F. Ragusa<sup>92a,92b</sup>, G. Rahal<sup>177</sup>,  
J.A. Raine<sup>85</sup>, S. Rajagopalan<sup>27</sup>, M. Rammensee<sup>32</sup>, C. Rangel-Smith<sup>164</sup>, M.G. Ratti<sup>92a,92b</sup>,  
F. Rauscher<sup>100</sup>, S. Rave<sup>84</sup>, T. Ravenscroft<sup>55</sup>, I. Ravinovich<sup>171</sup>, M. Raymond<sup>32</sup>, A.L. Read<sup>119</sup>,  
N.P. Readioff<sup>75</sup>, M. Reale<sup>74a,74b</sup>, D.M. Rebuzzi<sup>121a,121b</sup>, A. Redelbach<sup>173</sup>, G. Redlinger<sup>27</sup>,  
R. Reece<sup>137</sup>, K. Reeves<sup>43</sup>, L. Rehnisch<sup>17</sup>, J. Reichert<sup>122</sup>, H. Reisin<sup>29</sup>, C. Rembser<sup>32</sup>, H. Ren<sup>35a</sup>,  
M. Rescigno<sup>132a</sup>, S. Resconi<sup>92a</sup>, O.L. Rezanova<sup>109,c</sup>, P. Reznicek<sup>129</sup>, R. Rezvani<sup>95</sup>, R. Richter<sup>101</sup>,  
S. Richter<sup>79</sup>, E. Richter-Was<sup>40b</sup>, O. Ricken<sup>23</sup>, M. Ridel<sup>81</sup>, P. Rieck<sup>17</sup>, C.J. Riegel<sup>174</sup>, J. Rieger<sup>56</sup>,  
O. Rifki<sup>113</sup>, M. Rijssenbeek<sup>148</sup>, A. Rimoldi<sup>121a,121b</sup>, M. Rimoldi<sup>18</sup>, L. Rinaldi<sup>22a</sup>, B. Ristić<sup>51</sup>,  
E. Ritsch<sup>32</sup>, I. Riu<sup>13</sup>, F. Rizatdinova<sup>114</sup>, E. Rizvi<sup>77</sup>, C. Rizzi<sup>13</sup>, S.H. Robertson<sup>88,l</sup>,  
A. Robichaud-Veronneau<sup>88</sup>, D. Robinson<sup>30</sup>, J.E.M. Robinson<sup>44</sup>, A. Robson<sup>55</sup>, C. Roda<sup>124a,124b</sup>,  
Y. Rodina<sup>86</sup>, A. Rodriguez Perez<sup>13</sup>, D. Rodriguez Rodriguez<sup>166</sup>, S. Roe<sup>32</sup>, C.S. Rogan<sup>58</sup>,  
O. Røhne<sup>119</sup>, A. Romaniouk<sup>98</sup>, M. Romano<sup>22a,22b</sup>, S.M. Romano Saez<sup>36</sup>, E. Romero Adam<sup>166</sup>,  
N. Rompotis<sup>138</sup>, M. Ronzani<sup>50</sup>, L. Roos<sup>81</sup>, E. Ros<sup>166</sup>, S. Rosati<sup>132a</sup>, K. Rosbach<sup>50</sup>, P. Rose<sup>137</sup>,  
O. Rosenthal<sup>141</sup>, N.-A. Rosien<sup>56</sup>, V. Rossetti<sup>146a,146b</sup>, E. Rossi<sup>104a,104b</sup>, L.P. Rossi<sup>52a</sup>,  
J.H.N. Rosten<sup>30</sup>, R. Rosten<sup>138</sup>, M. Rotaru<sup>28b</sup>, I. Roth<sup>171</sup>, J. Rothberg<sup>138</sup>, D. Rousseau<sup>117</sup>,  
C.R. Royon<sup>136</sup>, A. Rozanov<sup>86</sup>, Y. Rozen<sup>152</sup>, X. Ruan<sup>145c</sup>, F. Rubbo<sup>143</sup>, M.S. Rudolph<sup>158</sup>,  
F. Rühr<sup>50</sup>, A. Ruiz-Martinez<sup>31</sup>, Z. Rurikova<sup>50</sup>, N.A. Rusakovich<sup>66</sup>, A. Ruschke<sup>100</sup>, H.L. Russell<sup>138</sup>,  
J.P. Rutherford<sup>7</sup>, N. Ruthmann<sup>32</sup>, Y.F. Ryabov<sup>123</sup>, M. Rybar<sup>165</sup>, G. Rybkin<sup>117</sup>, S. Ryu<sup>6</sup>,  
A. Ryzhov<sup>130</sup>, G.F. Rzehorz<sup>56</sup>, A.F. Saavedra<sup>150</sup>, G. Sabato<sup>107</sup>, S. Sacerdoti<sup>29</sup>,  
H.F.-W. Sadrozinski<sup>137</sup>, R. Sadykov<sup>66</sup>, F. Safai Tehrani<sup>132a</sup>, P. Saha<sup>108</sup>, M. Sahinsoy<sup>59a</sup>,  
M. Saimpert<sup>136</sup>, T. Saito<sup>155</sup>, H. Sakamoto<sup>155</sup>, Y. Sakurai<sup>170</sup>, G. Salamanna<sup>134a,134b</sup>,  
A. Salamon<sup>133a,133b</sup>, J.E. Salazar Loyola<sup>34b</sup>, D. Salek<sup>107</sup>, P.H. Sales De Bruin<sup>138</sup>, D. Salihagic<sup>101</sup>,  
A. Salmikov<sup>143</sup>, J. Salt<sup>166</sup>, D. Salvatore<sup>39a,39b</sup>, F. Salvatore<sup>149</sup>, A. Salvucci<sup>61a</sup>, A. Salzburger<sup>32</sup>,  
D. Sammel<sup>50</sup>, D. Sampsonidis<sup>154</sup>, A. Sanchez<sup>104a,104b</sup>, J. Sánchez<sup>166</sup>, V. Sanchez Martinez<sup>166</sup>,  
H. Sandaker<sup>119</sup>, R.L. Sandbach<sup>77</sup>, H.G. Sander<sup>84</sup>, M. Sandhoff<sup>174</sup>, C. Sandoval<sup>21</sup>,  
R. Sandstroem<sup>101</sup>, D.P.C. Sankey<sup>131</sup>, M. Sannino<sup>52a,52b</sup>, A. Sansoni<sup>49</sup>, C. Santoni<sup>36</sup>,

R. Santonico<sup>133a,133b</sup>, H. Santos<sup>126a</sup>, I. Santoyo Castillo<sup>149</sup>, K. Sapp<sup>125</sup>, A. Saponov<sup>66</sup>, J.G. Saraiva<sup>126a,126d</sup>, B. Sarrazin<sup>23</sup>, O. Sasaki<sup>67</sup>, Y. Sasaki<sup>155</sup>, K. Sato<sup>160</sup>, G. Sauvage<sup>5,\*</sup>, E. Sauvan<sup>5</sup>, G. Savage<sup>78</sup>, P. Savard<sup>158,d</sup>, N. Savic<sup>101</sup>, C. Sawyer<sup>131</sup>, L. Sawyer<sup>80,q</sup>, J. Saxon<sup>33</sup>, C. Sbarra<sup>22a</sup>, A. Sbrizzi<sup>22a,22b</sup>, T. Scanlon<sup>79</sup>, D.A. Scannicchio<sup>162</sup>, M. Scarcella<sup>150</sup>, V. Scarfone<sup>39a,39b</sup>, J. Schaarschmidt<sup>171</sup>, P. Schacht<sup>101</sup>, B.M. Schachtner<sup>100</sup>, D. Schaefer<sup>32</sup>, R. Schaefer<sup>44</sup>, J. Schaeffer<sup>84</sup>, S. Schaepe<sup>23</sup>, S. Schaetzel<sup>159b</sup>, U. Schäfer<sup>84</sup>, A.C. Schaffer<sup>117</sup>, D. Schaille<sup>100</sup>, R.D. Schamberger<sup>148</sup>, V. Scharf<sup>59a</sup>, V.A. Schegelsky<sup>123</sup>, D. Scheirich<sup>129</sup>, M. Schernau<sup>162</sup>, C. Schiavi<sup>52a,52b</sup>, S. Schier<sup>137</sup>, C. Schillo<sup>50</sup>, M. Schioppa<sup>39a,39b</sup>, S. Schlenker<sup>32</sup>, K.R. Schmidt-Sommerfeld<sup>101</sup>, K. Schmieden<sup>32</sup>, C. Schmitt<sup>84</sup>, S. Schmitt<sup>44</sup>, S. Schmitz<sup>84</sup>, B. Schneider<sup>159a</sup>, U. Schnoor<sup>50</sup>, L. Schoeffel<sup>136</sup>, A. Schoening<sup>59b</sup>, B.D. Schoenrock<sup>91</sup>, E. Schopf<sup>23</sup>, M. Schott<sup>84</sup>, J. Schovancova<sup>8</sup>, S. Schramm<sup>51</sup>, M. Schreyer<sup>173</sup>, N. Schuh<sup>84</sup>, A. Schulte<sup>84</sup>, M.J. Schultens<sup>23</sup>, H.-C. Schultz-Coulon<sup>59a</sup>, H. Schulz<sup>17</sup>, M. Schumacher<sup>50</sup>, B.A. Schumm<sup>137</sup>, Ph. Schune<sup>136</sup>, A. Schwartzman<sup>143</sup>, T.A. Schwarz<sup>90</sup>, H. Schweiger<sup>85</sup>, Ph. Schwemling<sup>136</sup>, R. Schwienhorst<sup>91</sup>, J. Schwindling<sup>136</sup>, T. Schwindt<sup>23</sup>, G. Sciolla<sup>25</sup>, F. Scuri<sup>124a,124b</sup>, F. Scutti<sup>89</sup>, J. Searcy<sup>90</sup>, P. Seema<sup>23</sup>, S.C. Seidel<sup>105</sup>, A. Seiden<sup>137</sup>, F. Seifert<sup>128</sup>, J.M. Seixas<sup>26a</sup>, G. Sekhniaidze<sup>104a</sup>, K. Sekhon<sup>90</sup>, S.J. Sekula<sup>42</sup>, D.M. Seliverstov<sup>123,\*</sup>, N. Semprini-Cesari<sup>22a,22b</sup>, C. Serfon<sup>119</sup>, L. Serin<sup>117</sup>, L. Serkin<sup>163a,163b</sup>, M. Sessa<sup>134a,134b</sup>, R. Seuster<sup>168</sup>, H. Severini<sup>113</sup>, T. Sfiligoj<sup>76</sup>, F. Sforza<sup>32</sup>, A. Sfyrta<sup>51</sup>, E. Shabalina<sup>56</sup>, N.W. Shaikh<sup>146a,146b</sup>, L.Y. Shan<sup>35a</sup>, R. Shang<sup>165</sup>, J.T. Shank<sup>24</sup>, M. Shapiro<sup>16</sup>, P.B. Shatalov<sup>97</sup>, K. Shaw<sup>163a,163b</sup>, S.M. Shaw<sup>85</sup>, A. Shcherbakova<sup>146a,146b</sup>, C.Y. Shehu<sup>149</sup>, P. Sherwood<sup>79</sup>, L. Shi<sup>151,ak</sup>, S. Shimizu<sup>68</sup>, C.O. Shimmin<sup>162</sup>, M. Shimojima<sup>102</sup>, M. Shiyakova<sup>66,al</sup>, A. Shmeleva<sup>96</sup>, D. Shoaleh Saadi<sup>95</sup>, M.J. Shochet<sup>33</sup>, S. Shojaii<sup>92a,92b</sup>, S. Shrestha<sup>111</sup>, E. Shulga<sup>98</sup>, M.A. Shupe<sup>7</sup>, P. Sicho<sup>127</sup>, A.M. Sickles<sup>165</sup>, P.E. Sidebo<sup>147</sup>, O. Sidiropoulou<sup>173</sup>, D. Sidorov<sup>114</sup>, A. Sidoti<sup>22a,22b</sup>, F. Siegert<sup>46</sup>, Dj. Sijacki<sup>14</sup>, J. Silva<sup>126a,126d</sup>, S.B. Silverstein<sup>146a</sup>, V. Simak<sup>128</sup>, Lj. Simic<sup>14</sup>, S. Simion<sup>117</sup>, E. Simioni<sup>84</sup>, B. Simmons<sup>79</sup>, D. Simon<sup>36</sup>, M. Simon<sup>84</sup>, P. Sinervo<sup>158</sup>, N.B. Sinev<sup>116</sup>, M. Sioli<sup>22a,22b</sup>, G. Siragusa<sup>173</sup>, S.Yu. Sivoklokov<sup>99</sup>, J. Sjölin<sup>146a,146b</sup>, M.B. Skinner<sup>73</sup>, H.P. Skottowe<sup>58</sup>, P. Skubic<sup>113</sup>, M. Slater<sup>19</sup>, T. Slavicek<sup>128</sup>, M. Slawinska<sup>107</sup>, K. Sliwa<sup>161</sup>, R. Slovak<sup>129</sup>, V. Smakhtin<sup>171</sup>, B.H. Smart<sup>5</sup>, L. Smestad<sup>15</sup>, J. Smiesko<sup>144a</sup>, S.Yu. Smirnov<sup>98</sup>, Y. Smirnov<sup>98</sup>, L.N. Smirnova<sup>99,am</sup>, O. Smirnova<sup>82</sup>, M.N.K. Smith<sup>37</sup>, R.W. Smith<sup>37</sup>, M. Smizanska<sup>73</sup>, K. Smolek<sup>128</sup>, A.A. Snesev<sup>96</sup>, S. Snyder<sup>27</sup>, R. Sobie<sup>168,l</sup>, F. Socher<sup>46</sup>, A. Soffer<sup>153</sup>, D.A. Soh<sup>151</sup>, G. Sokhrannyi<sup>76</sup>, C.A. Solans Sanchez<sup>32</sup>, M. Solar<sup>128</sup>, E.Yu. Soldatov<sup>98</sup>, U. Soldevila<sup>166</sup>, A.A. Solodkov<sup>130</sup>, A. Soloshenko<sup>66</sup>, O.V. Solovyanov<sup>130</sup>, V. Solovyev<sup>123</sup>, P. Sommer<sup>50</sup>, H. Son<sup>161</sup>, H.Y. Song<sup>35b,an</sup>, A. Sood<sup>16</sup>, A. Sopczak<sup>128</sup>, V. Sopko<sup>128</sup>, V. Sorin<sup>13</sup>, D. Sosa<sup>59b</sup>, C.L. Sotiropoulou<sup>124a,124b</sup>, R. Soualah<sup>163a,163c</sup>, A.M. Soukharev<sup>109,c</sup>, D. South<sup>44</sup>, B.C. Sowden<sup>78</sup>, S. Spagnolo<sup>74a,74b</sup>, M. Spalla<sup>124a,124b</sup>, M. Spangenberg<sup>169</sup>, F. Spanò<sup>78</sup>, D. Sperlich<sup>17</sup>, F. Spettel<sup>101</sup>, R. Spighi<sup>22a</sup>, G. Spigo<sup>32</sup>, L.A. Spiller<sup>89</sup>, M. Spousta<sup>129</sup>, R.D. St. Denis<sup>55,\*</sup>, A. Stabile<sup>92a</sup>, R. Stamen<sup>59a</sup>, S. Stamm<sup>17</sup>, E. Stanecka<sup>41</sup>, R.W. Stanek<sup>6</sup>, C. Stanescu<sup>134a</sup>, M. Stanescu-Bellu<sup>44</sup>, M.M. Stanitzki<sup>44</sup>, S. Stapnes<sup>119</sup>, E.A. Starchenko<sup>130</sup>, G.H. Stark<sup>33</sup>, J. Stark<sup>57</sup>, P. Staroba<sup>127</sup>, P. Starovoitov<sup>59a</sup>, S. Stärz<sup>32</sup>, R. Staszewski<sup>41</sup>, P. Steinberg<sup>27</sup>, B. Stelzer<sup>142</sup>, H.J. Stelzer<sup>32</sup>, O. Stelzer-Chilton<sup>159a</sup>, H. Stenzel<sup>54</sup>, G.A. Stewart<sup>55</sup>, J.A. Stillings<sup>23</sup>, M.C. Stockton<sup>88</sup>, M. Stoebe<sup>88</sup>, G. Stoicea<sup>28b</sup>, P. Stolte<sup>56</sup>, S. Stonjek<sup>101</sup>, A.R. Stradling<sup>8</sup>, A. Straessner<sup>46</sup>, M.E. Stramaglia<sup>18</sup>, J. Strandberg<sup>147</sup>, S. Strandberg<sup>146a,146b</sup>, A. Strandlie<sup>119</sup>, M. Strauss<sup>113</sup>, P. Strizenec<sup>144b</sup>, R. Ströhmer<sup>173</sup>, D.M. Strom<sup>116</sup>, R. Stroynowski<sup>42</sup>, A. Strubig<sup>106</sup>, S.A. Stucci<sup>27</sup>, B. Stugu<sup>15</sup>, N.A. Styles<sup>44</sup>, D. Su<sup>143</sup>, J. Su<sup>125</sup>, S. Suchek<sup>59a</sup>, Y. Sugaya<sup>118</sup>, M. Suk<sup>128</sup>, V.V. Sulin<sup>96</sup>, S. Sultansoy<sup>4c</sup>, T. Sumida<sup>69</sup>, S. Sun<sup>58</sup>, X. Sun<sup>35a</sup>, J.E. Sundermann<sup>50</sup>, K. Suruliz<sup>149</sup>, G. Susinno<sup>39a,39b</sup>, M.R. Sutton<sup>149</sup>, S. Suzuki<sup>67</sup>, M. Svatos<sup>127</sup>, M. Swiatlowski<sup>33</sup>, I. Sykora<sup>144a</sup>, T. Sykora<sup>129</sup>, D. Ta<sup>50</sup>, C. Taccini<sup>134a,134b</sup>, K. Tackmann<sup>44</sup>, J. Taenzer<sup>158</sup>, A. Taffard<sup>162</sup>, R. Tafirout<sup>159a</sup>, N. Taiblum<sup>153</sup>, H. Takai<sup>27</sup>,

R. Takashima<sup>70</sup>, T. Takeshita<sup>140</sup>, Y. Takubo<sup>67</sup>, M. Talby<sup>86</sup>, A.A. Talyshev<sup>109,c</sup>, K.G. Tan<sup>89</sup>, J. Tanaka<sup>155</sup>, M. Tanaka<sup>157</sup>, R. Tanaka<sup>117</sup>, S. Tanaka<sup>67</sup>, B.B. Tannenwald<sup>111</sup>, S. Tapia Araya<sup>34b</sup>, S. Tapprogge<sup>84</sup>, S. Tarem<sup>152</sup>, G.F. Tartarelli<sup>92a</sup>, P. Tas<sup>129</sup>, M. Tasevsky<sup>127</sup>, T. Tashiro<sup>69</sup>, E. Tassi<sup>39a,39b</sup>, A. Tavares Delgado<sup>126a,126b</sup>, Y. Tayalati<sup>135e</sup>, A.C. Taylor<sup>105</sup>, G.N. Taylor<sup>89</sup>, P.T.E. Taylor<sup>89</sup>, W. Taylor<sup>159b</sup>, F.A. Teischinger<sup>32</sup>, P. Teixeira-Dias<sup>78</sup>, K.K. Temming<sup>50</sup>, D. Temple<sup>142</sup>, H. Ten Kate<sup>32</sup>, P.K. Teng<sup>151</sup>, J.J. Teoh<sup>118</sup>, F. Tepel<sup>174</sup>, S. Terada<sup>67</sup>, K. Terashi<sup>155</sup>, J. Terron<sup>83</sup>, S. Terzo<sup>13</sup>, M. Testa<sup>49</sup>, R.J. Teuscher<sup>158,l</sup>, T. Theveneaux-Pelzer<sup>86</sup>, J.P. Thomas<sup>19</sup>, J. Thomas-Wilsker<sup>78</sup>, E.N. Thompson<sup>37</sup>, P.D. Thompson<sup>19</sup>, A.S. Thompson<sup>55</sup>, L.A. Thomsen<sup>175</sup>, E. Thomson<sup>122</sup>, M. Thomson<sup>30</sup>, M.J. Tibbetts<sup>16</sup>, R.E. Ticse Torres<sup>86</sup>, V.O. Tikhomirov<sup>96,ao</sup>, Yu.A. Tikhonov<sup>109,c</sup>, S. Timoshenko<sup>98</sup>, P. Tipton<sup>175</sup>, S. Tisserant<sup>86</sup>, K. Todome<sup>157</sup>, T. Todorov<sup>5,\*</sup>, S. Todorova-Nova<sup>129</sup>, J. Tojo<sup>71</sup>, S. Tokár<sup>144a</sup>, K. Tokushuku<sup>67</sup>, E. Tolley<sup>58</sup>, L. Tomlinson<sup>85</sup>, M. Tomoto<sup>103</sup>, L. Tompkins<sup>143,ap</sup>, K. Toms<sup>105</sup>, B. Tong<sup>58</sup>, E. Torrence<sup>116</sup>, H. Torres<sup>142</sup>, E. Torró Pastor<sup>138</sup>, J. Toth<sup>86,aq</sup>, F. Touchard<sup>86</sup>, D.R. Tovey<sup>139</sup>, T. Trefzger<sup>173</sup>, A. Tricoli<sup>27</sup>, I.M. Trigger<sup>159a</sup>, S. Trincaz-Duvoid<sup>81</sup>, M.F. Tripiana<sup>13</sup>, W. Trischuk<sup>158</sup>, B. Trocmé<sup>57</sup>, A. Trofymov<sup>44</sup>, C. Troncon<sup>92a</sup>, M. Trotter-McDonald<sup>16</sup>, M. Trovatelli<sup>168</sup>, L. Truong<sup>163a,163c</sup>, M. Trzebinski<sup>41</sup>, A. Trzupek<sup>41</sup>, J.C-L. Tseng<sup>120</sup>, P.V. Tsiarehka<sup>93</sup>, G. Tsipolitis<sup>10</sup>, N. Tsirintanis<sup>9</sup>, S. Tsiskaridze<sup>13</sup>, V. Tsiskaridze<sup>50</sup>, E.G. Tskhadadze<sup>53a</sup>, K.M. Tsui<sup>61a</sup>, I.I. Tsukerman<sup>97</sup>, V. Tsulaia<sup>16</sup>, S. Tsuno<sup>67</sup>, D. Tsybychev<sup>148</sup>, Y. Tu<sup>61b</sup>, A. Tudorache<sup>28b</sup>, V. Tudorache<sup>28b</sup>, A.N. Tuna<sup>58</sup>, S.A. Tuppuri<sup>22a,22b</sup>, S. Turchikhin<sup>66</sup>, D. Turecek<sup>128</sup>, D. Turgeman<sup>171</sup>, R. Turra<sup>92a,92b</sup>, A.J. Turvey<sup>42</sup>, P.M. Tuts<sup>37</sup>, M. Tyndel<sup>131</sup>, G. Uccielli<sup>22a,22b</sup>, I. Ueda<sup>155</sup>, M. Ughetto<sup>146a,146b</sup>, F. Ukegawa<sup>160</sup>, G. Unal<sup>32</sup>, A. Undrus<sup>27</sup>, G. Unel<sup>162</sup>, F.C. Ungaro<sup>89</sup>, Y. Unno<sup>67</sup>, C. Unverdorben<sup>100</sup>, J. Urban<sup>144b</sup>, P. Urquijo<sup>89</sup>, P. Urrejola<sup>84</sup>, G. Usai<sup>8</sup>, A. Usanova<sup>63</sup>, L. Vacavant<sup>86</sup>, V. Vacek<sup>128</sup>, B. Vachon<sup>88</sup>, C. Valderanis<sup>100</sup>, E. Valdes Santurio<sup>146a,146b</sup>, N. Valencic<sup>107</sup>, S. Valentineti<sup>22a,22b</sup>, A. Valero<sup>166</sup>, L. Valery<sup>13</sup>, S. Valkar<sup>129</sup>, A. Vallier<sup>5</sup>, J.A. Valls Ferrer<sup>166</sup>, W. Van Den Wollenberg<sup>107</sup>, P.C. Van Der Deijl<sup>107</sup>, H. van der Graaf<sup>107</sup>, N. van Eldik<sup>152</sup>, P. van Gemmeren<sup>6</sup>, J. Van Nieuwkoop<sup>142</sup>, I. van Vulpen<sup>107</sup>, M.C. van Woerden<sup>32</sup>, M. Vanadia<sup>132a,132b</sup>, W. Vandelli<sup>32</sup>, R. Vanguri<sup>122</sup>, A. Vaniachine<sup>130</sup>, P. Vankov<sup>107</sup>, G. Vardanyan<sup>176</sup>, R. Vari<sup>132a</sup>, E.W. Varnes<sup>7</sup>, T. Varol<sup>42</sup>, D. Varouchas<sup>81</sup>, A. Vartapetian<sup>8</sup>, K.E. Varvell<sup>150</sup>, J.G. Vasquez<sup>175</sup>, F. Vazeille<sup>36</sup>, T. Vazquez Schroeder<sup>88</sup>, J. Veatch<sup>56</sup>, V. Veeraraghavan<sup>7</sup>, L.M. Veloce<sup>158</sup>, F. Veloso<sup>126a,126c</sup>, S. Veneziano<sup>132a</sup>, A. Ventura<sup>74a,74b</sup>, M. Venturi<sup>168</sup>, N. Venturi<sup>158</sup>, A. Venturini<sup>25</sup>, V. Vercesi<sup>121a</sup>, M. Verducci<sup>132a,132b</sup>, W. Verkerke<sup>107</sup>, J.C. Vermeulen<sup>107</sup>, A. Vest<sup>46,ar</sup>, M.C. Vetterli<sup>142,d</sup>, O. Viazlo<sup>82</sup>, I. Vichou<sup>165,\*</sup>, T. Vickey<sup>139</sup>, O.E. Vickey Boeriu<sup>139</sup>, G.H.A. Viehhauser<sup>120</sup>, S. Viel<sup>16</sup>, L. Vigani<sup>120</sup>, M. Villa<sup>22a,22b</sup>, M. Villaplana Perez<sup>92a,92b</sup>, E. Vilucchi<sup>49</sup>, M.G. Vincter<sup>31</sup>, V.B. Vinogradov<sup>66</sup>, C. Vittori<sup>22a,22b</sup>, I. Vivarelli<sup>149</sup>, S. Vlachos<sup>10</sup>, M. Vlasak<sup>128</sup>, M. Vogel<sup>174</sup>, P. Vokac<sup>128</sup>, G. Volpi<sup>124a,124b</sup>, M. Volpi<sup>89</sup>, H. von der Schmitt<sup>101</sup>, E. von Toerne<sup>23</sup>, V. Vorobel<sup>129</sup>, K. Vorobev<sup>98</sup>, M. Vos<sup>166</sup>, R. Voss<sup>32</sup>, J.H. Vossebeld<sup>75</sup>, N. Vranjes<sup>14</sup>, M. Vranjes Milosavljevic<sup>14</sup>, V. Vrba<sup>127</sup>, M. Vreeswijk<sup>107</sup>, R. Vuillermet<sup>32</sup>, I. Vukotic<sup>33</sup>, Z. Vykydal<sup>128</sup>, P. Wagner<sup>23</sup>, W. Wagner<sup>174</sup>, H. Wahlberg<sup>72</sup>, S. Wahrmund<sup>46</sup>, J. Wakabayashi<sup>103</sup>, J. Walder<sup>73</sup>, R. Walker<sup>100</sup>, W. Walkowiak<sup>141</sup>, V. Wallangen<sup>146a,146b</sup>, C. Wang<sup>35c</sup>, C. Wang<sup>35d,86</sup>, F. Wang<sup>172</sup>, H. Wang<sup>16</sup>, H. Wang<sup>42</sup>, J. Wang<sup>44</sup>, J. Wang<sup>150</sup>, K. Wang<sup>88</sup>, R. Wang<sup>6</sup>, S.M. Wang<sup>151</sup>, T. Wang<sup>23</sup>, T. Wang<sup>37</sup>, W. Wang<sup>35b</sup>, X. Wang<sup>175</sup>, C. Wanotayaroj<sup>116</sup>, A. Warburton<sup>88</sup>, C.P. Ward<sup>30</sup>, D.R. Wardrope<sup>79</sup>, A. Washbrook<sup>48</sup>, P.M. Watkins<sup>19</sup>, A.T. Watson<sup>19</sup>, M.F. Watson<sup>19</sup>, G. Watts<sup>138</sup>, S. Watts<sup>85</sup>, B.M. Waugh<sup>79</sup>, S. Webb<sup>84</sup>, M.S. Weber<sup>18</sup>, S.W. Weber<sup>173</sup>, J.S. Webster<sup>6</sup>, A.R. Weidberg<sup>120</sup>, B. Weinert<sup>62</sup>, J. Weingarten<sup>56</sup>, C. Weiser<sup>50</sup>, H. Weits<sup>107</sup>, P.S. Wells<sup>32</sup>, T. Wenaus<sup>27</sup>, T. Wengler<sup>32</sup>, S. Wenig<sup>32</sup>, N. Wermes<sup>23</sup>, M. Werner<sup>50</sup>, M.D. Werner<sup>65</sup>, P. Werner<sup>32</sup>, M. Wessels<sup>59a</sup>, J. Wetter<sup>161</sup>, K. Whalen<sup>116</sup>, N.L. Whallon<sup>138</sup>, A.M. Wharton<sup>73</sup>, A. White<sup>8</sup>, M.J. White<sup>1</sup>, R. White<sup>34b</sup>, D. Whiteson<sup>162</sup>, F.J. Wickens<sup>131</sup>, W. Wiedenmann<sup>172</sup>, M. Wielers<sup>131</sup>, P. Wienemann<sup>23</sup>,

C. Wigglesworth<sup>38</sup>, L.A.M. Wiik-Fuchs<sup>23</sup>, A. Wildauer<sup>101</sup>, F. Wilk<sup>85</sup>, H.G. Wilkens<sup>32</sup>, H.H. Williams<sup>122</sup>, S. Williams<sup>107</sup>, C. Willis<sup>91</sup>, S. Willocq<sup>87</sup>, J.A. Wilson<sup>19</sup>, I. Wingerter-Seez<sup>5</sup>, F. Winklmeier<sup>116</sup>, O.J. Winston<sup>149</sup>, B.T. Winter<sup>23</sup>, M. Wittgen<sup>143</sup>, J. Wittkowski<sup>100</sup>, T.M.H. Wolf<sup>107</sup>, M.W. Wolter<sup>41</sup>, H. Wolters<sup>126a,126c</sup>, S.D. Worm<sup>131</sup>, B.K. Wosiek<sup>41</sup>, J. Wotschack<sup>32</sup>, M.J. Woudstra<sup>85</sup>, K.W. Wozniak<sup>41</sup>, M. Wu<sup>57</sup>, M. Wu<sup>33</sup>, S.L. Wu<sup>172</sup>, X. Wu<sup>51</sup>, Y. Wu<sup>90</sup>, T.R. Wyatt<sup>85</sup>, B.M. Wynne<sup>48</sup>, S. Xella<sup>38</sup>, D. Xu<sup>35a</sup>, L. Xu<sup>27</sup>, B. Yabsley<sup>150</sup>, S. Yacoob<sup>145a</sup>, D. Yamaguchi<sup>157</sup>, Y. Yamaguchi<sup>118</sup>, A. Yamamoto<sup>67</sup>, S. Yamamoto<sup>155</sup>, T. Yamanaka<sup>155</sup>, K. Yamauchi<sup>103</sup>, Y. Yamazaki<sup>68</sup>, Z. Yan<sup>24</sup>, H. Yang<sup>35e</sup>, H. Yang<sup>172</sup>, Y. Yang<sup>151</sup>, Z. Yang<sup>15</sup>, W.-M. Yao<sup>16</sup>, Y.C. Yap<sup>81</sup>, Y. Yasu<sup>67</sup>, E. Yatsenko<sup>5</sup>, K.H. Yau Wong<sup>23</sup>, J. Ye<sup>42</sup>, S. Ye<sup>27</sup>, I. Yeletsikh<sup>66</sup>, A.L. Yen<sup>58</sup>, E. Yildirim<sup>84</sup>, K. Yorita<sup>170</sup>, R. Yoshida<sup>6</sup>, K. Yoshihara<sup>122</sup>, C. Young<sup>143</sup>, C.J.S. Young<sup>32</sup>, S. Youssef<sup>24</sup>, D.R. Yu<sup>16</sup>, J. Yu<sup>8</sup>, J.M. Yu<sup>90</sup>, J. Yu<sup>65</sup>, L. Yuan<sup>68</sup>, S.P.Y. Yuen<sup>23</sup>, I. Yusuf<sup>30,as</sup>, B. Zabinski<sup>41</sup>, R. Zaidan<sup>35d</sup>, A.M. Zaitsev<sup>130,ae</sup>, N. Zakharchuk<sup>44</sup>, J. Zalieckas<sup>15</sup>, A. Zaman<sup>148</sup>, S. Zambito<sup>58</sup>, L. Zanello<sup>132a,132b</sup>, D. Zanzi<sup>89</sup>, C. Zeitnitz<sup>174</sup>, M. Zeman<sup>128</sup>, A. Zemla<sup>40a</sup>, J.C. Zeng<sup>165</sup>, Q. Zeng<sup>143</sup>, K. Zengel<sup>25</sup>, O. Zenin<sup>130</sup>, T. Ženiš<sup>144a</sup>, D. Zerwas<sup>117</sup>, D. Zhang<sup>90</sup>, F. Zhang<sup>172</sup>, G. Zhang<sup>35b,an</sup>, H. Zhang<sup>35c</sup>, J. Zhang<sup>6</sup>, L. Zhang<sup>50</sup>, R. Zhang<sup>23</sup>, R. Zhang<sup>35b,at</sup>, X. Zhang<sup>35d</sup>, Z. Zhang<sup>117</sup>, X. Zhao<sup>42</sup>, Y. Zhao<sup>35d</sup>, Z. Zhao<sup>35b</sup>, A. Zhemchugov<sup>66</sup>, J. Zhong<sup>120</sup>, B. Zhou<sup>90</sup>, C. Zhou<sup>47</sup>, L. Zhou<sup>37</sup>, L. Zhou<sup>42</sup>, M. Zhou<sup>148</sup>, N. Zhou<sup>35f</sup>, C.G. Zhu<sup>35d</sup>, H. Zhu<sup>35a</sup>, J. Zhu<sup>90</sup>, Y. Zhu<sup>35b</sup>, X. Zhuang<sup>35a</sup>, K. Zhukov<sup>96</sup>, A. Zibell<sup>173</sup>, D. Zieminska<sup>62</sup>, N.I. Zimine<sup>66</sup>, C. Zimmermann<sup>84</sup>, S. Zimmermann<sup>50</sup>, Z. Zinonos<sup>56</sup>, M. Zinser<sup>84</sup>, M. Ziolkowski<sup>141</sup>, L. Živković<sup>14</sup>, G. Zobernig<sup>172</sup>, A. Zoccoli<sup>22a,22b</sup>, M. zur Nedden<sup>17</sup>, L. Zwalinski<sup>32</sup>.

<sup>1</sup> *Department of Physics, University of Adelaide, Adelaide, Australia*

<sup>2</sup> *Physics Department, SUNY Albany, Albany NY, United States of America*

<sup>3</sup> *Department of Physics, University of Alberta, Edmonton AB, Canada*

<sup>4</sup> <sup>(a)</sup> *Department of Physics, Ankara University, Ankara;* <sup>(b)</sup> *Istanbul Aydin University, Istanbul;*  
<sup>(c)</sup> *Division of Physics, TOBB University of Economics and Technology, Ankara, Turkey*

<sup>5</sup> *LAPP, CNRS/IN2P3 and Université Savoie Mont Blanc, Annecy-le-Vieux, France*

<sup>6</sup> *High Energy Physics Division, Argonne National Laboratory, Argonne IL, United States of America*

<sup>7</sup> *Department of Physics, University of Arizona, Tucson AZ, United States of America*

<sup>8</sup> *Department of Physics, The University of Texas at Arlington, Arlington TX, United States of America*

<sup>9</sup> *Physics Department, University of Athens, Athens, Greece*

<sup>10</sup> *Physics Department, National Technical University of Athens, Zografou, Greece*

<sup>11</sup> *Department of Physics, The University of Texas at Austin, Austin TX, United States of America*

<sup>12</sup> *Institute of Physics, Azerbaijan Academy of Sciences, Baku, Azerbaijan*

<sup>13</sup> *Institut de Física d'Altes Energies (IFAE), The Barcelona Institute of Science and Technology, Barcelona, Spain, Spain*

<sup>14</sup> *Institute of Physics, University of Belgrade, Belgrade, Serbia*

<sup>15</sup> *Department for Physics and Technology, University of Bergen, Bergen, Norway*

<sup>16</sup> *Physics Division, Lawrence Berkeley National Laboratory and University of California, Berkeley CA, United States of America*

<sup>17</sup> *Department of Physics, Humboldt University, Berlin, Germany*

<sup>18</sup> *Albert Einstein Center for Fundamental Physics and Laboratory for High Energy Physics, University of Bern, Bern, Switzerland*

<sup>19</sup> *School of Physics and Astronomy, University of Birmingham, Birmingham, United Kingdom*

<sup>20</sup> <sup>(a)</sup> *Department of Physics, Bogazici University, Istanbul;* <sup>(b)</sup> *Department of Physics Engineering, Gaziantep University, Gaziantep;* <sup>(d)</sup> *Istanbul Bilgi University, Faculty of Engineering and Natural Sciences, Istanbul, Turkey;* <sup>(e)</sup> *Bahcesehir University, Faculty of Engineering and Natural Sciences, Istanbul, Turkey, Turkey*

<sup>21</sup> *Centro de Investigaciones, Universidad Antonio Narino, Bogota, Colombia*

- 22 <sup>(a)</sup> INFN Sezione di Bologna; <sup>(b)</sup> Dipartimento di Fisica e Astronomia, Università di Bologna, Bologna, Italy
- 23 Physikalisches Institut, University of Bonn, Bonn, Germany
- 24 Department of Physics, Boston University, Boston MA, United States of America
- 25 Department of Physics, Brandeis University, Waltham MA, United States of America
- 26 <sup>(a)</sup> Universidade Federal do Rio De Janeiro COPPE/EE/IF, Rio de Janeiro; <sup>(b)</sup> Electrical Circuits Department, Federal University of Juiz de Fora (UFJF), Juiz de Fora; <sup>(c)</sup> Federal University of Sao Joao del Rei (UFSJ), Sao Joao del Rei; <sup>(d)</sup> Instituto de Fisica, Universidade de Sao Paulo, Sao Paulo, Brazil
- 27 Physics Department, Brookhaven National Laboratory, Upton NY, United States of America
- 28 <sup>(a)</sup> Transilvania University of Brasov, Brasov, Romania; <sup>(b)</sup> National Institute of Physics and Nuclear Engineering, Bucharest; <sup>(c)</sup> National Institute for Research and Development of Isotopic and Molecular Technologies, Physics Department, Cluj Napoca; <sup>(d)</sup> University Politehnica Bucharest, Bucharest; <sup>(e)</sup> West University in Timisoara, Timisoara, Romania
- 29 Departamento de Física, Universidad de Buenos Aires, Buenos Aires, Argentina
- 30 Cavendish Laboratory, University of Cambridge, Cambridge, United Kingdom
- 31 Department of Physics, Carleton University, Ottawa ON, Canada
- 32 CERN, Geneva, Switzerland
- 33 Enrico Fermi Institute, University of Chicago, Chicago IL, United States of America
- 34 <sup>(a)</sup> Departamento de Física, Pontificia Universidad Católica de Chile, Santiago; <sup>(b)</sup> Departamento de Física, Universidad Técnica Federico Santa María, Valparaíso, Chile
- 35 <sup>(a)</sup> Institute of High Energy Physics, Chinese Academy of Sciences, Beijing; <sup>(b)</sup> Department of Modern Physics, University of Science and Technology of China, Anhui; <sup>(c)</sup> Department of Physics, Nanjing University, Jiangsu; <sup>(d)</sup> School of Physics, Shandong University, Shandong; <sup>(e)</sup> Department of Physics and Astronomy, Shanghai Key Laboratory for Particle Physics and Cosmology, Shanghai Jiao Tong University, Shanghai; (also affiliated with PKU-CHEP); <sup>(f)</sup> Physics Department, Tsinghua University, Beijing 100084, China
- 36 Laboratoire de Physique Corpusculaire, Clermont Université and Université Blaise Pascal and CNRS/IN2P3, Clermont-Ferrand, France
- 37 Nevis Laboratory, Columbia University, Irvington NY, United States of America
- 38 Niels Bohr Institute, University of Copenhagen, Kobenhavn, Denmark
- 39 <sup>(a)</sup> INFN Gruppo Collegato di Cosenza, Laboratori Nazionali di Frascati; <sup>(b)</sup> Dipartimento di Fisica, Università della Calabria, Rende, Italy
- 40 <sup>(a)</sup> AGH University of Science and Technology, Faculty of Physics and Applied Computer Science, Krakow; <sup>(b)</sup> Marian Smoluchowski Institute of Physics, Jagiellonian University, Krakow, Poland
- 41 Institute of Nuclear Physics Polish Academy of Sciences, Krakow, Poland
- 42 Physics Department, Southern Methodist University, Dallas TX, United States of America
- 43 Physics Department, University of Texas at Dallas, Richardson TX, United States of America
- 44 DESY, Hamburg and Zeuthen, Germany
- 45 Lehrstuhl für Experimentelle Physik IV, Technische Universität Dortmund, Dortmund, Germany
- 46 Institut für Kern- und Teilchenphysik, Technische Universität Dresden, Dresden, Germany
- 47 Department of Physics, Duke University, Durham NC, United States of America
- 48 SUPA - School of Physics and Astronomy, University of Edinburgh, Edinburgh, United Kingdom
- 49 INFN Laboratori Nazionali di Frascati, Frascati, Italy
- 50 Fakultät für Mathematik und Physik, Albert-Ludwigs-Universität, Freiburg, Germany
- 51 Section de Physique, Université de Genève, Geneva, Switzerland
- 52 <sup>(a)</sup> INFN Sezione di Genova; <sup>(b)</sup> Dipartimento di Fisica, Università di Genova, Genova, Italy
- 53 <sup>(a)</sup> E. Andronikashvili Institute of Physics, Iv. Javakhishvili Tbilisi State University, Tbilisi; <sup>(b)</sup> High Energy Physics Institute, Tbilisi State University, Tbilisi, Georgia
- 54 II Physikalisches Institut, Justus-Liebig-Universität Giessen, Giessen, Germany
- 55 SUPA - School of Physics and Astronomy, University of Glasgow, Glasgow, United Kingdom
- 56 II Physikalisches Institut, Georg-August-Universität, Göttingen, Germany

- 57 *Laboratoire de Physique Subatomique et de Cosmologie, Université Grenoble-Alpes, CNRS/IN2P3, Grenoble, France*
- 58 *Laboratory for Particle Physics and Cosmology, Harvard University, Cambridge MA, United States of America*
- 59 <sup>(a)</sup> *Kirchhoff-Institut für Physik, Ruprecht-Karls-Universität Heidelberg, Heidelberg;*  
<sup>(b)</sup> *Physikalisches Institut, Ruprecht-Karls-Universität Heidelberg, Heidelberg;* <sup>(c)</sup> *ZITI Institut für technische Informatik, Ruprecht-Karls-Universität Heidelberg, Mannheim, Germany*
- 60 *Faculty of Applied Information Science, Hiroshima Institute of Technology, Hiroshima, Japan*
- 61 <sup>(a)</sup> *Department of Physics, The Chinese University of Hong Kong, Shatin, N.T., Hong Kong;*  
<sup>(b)</sup> *Department of Physics, The University of Hong Kong, Hong Kong;* <sup>(c)</sup> *Department of Physics, The Hong Kong University of Science and Technology, Clear Water Bay, Kowloon, Hong Kong, China*
- 62 *Department of Physics, Indiana University, Bloomington IN, United States of America*
- 63 *Institut für Astro- und Teilchenphysik, Leopold-Franzens-Universität, Innsbruck, Austria*
- 64 *University of Iowa, Iowa City IA, United States of America*
- 65 *Department of Physics and Astronomy, Iowa State University, Ames IA, United States of America*
- 66 *Joint Institute for Nuclear Research, JINR Dubna, Dubna, Russia*
- 67 *KEK, High Energy Accelerator Research Organization, Tsukuba, Japan*
- 68 *Graduate School of Science, Kobe University, Kobe, Japan*
- 69 *Faculty of Science, Kyoto University, Kyoto, Japan*
- 70 *Kyoto University of Education, Kyoto, Japan*
- 71 *Department of Physics, Kyushu University, Fukuoka, Japan*
- 72 *Instituto de Física La Plata, Universidad Nacional de La Plata and CONICET, La Plata, Argentina*
- 73 *Physics Department, Lancaster University, Lancaster, United Kingdom*
- 74 <sup>(a)</sup> *INFN Sezione di Lecce;* <sup>(b)</sup> *Dipartimento di Matematica e Fisica, Università del Salento, Lecce, Italy*
- 75 *Oliver Lodge Laboratory, University of Liverpool, Liverpool, United Kingdom*
- 76 *Department of Physics, Jožef Stefan Institute and University of Ljubljana, Ljubljana, Slovenia*
- 77 *School of Physics and Astronomy, Queen Mary University of London, London, United Kingdom*
- 78 *Department of Physics, Royal Holloway University of London, Surrey, United Kingdom*
- 79 *Department of Physics and Astronomy, University College London, London, United Kingdom*
- 80 *Louisiana Tech University, Ruston LA, United States of America*
- 81 *Laboratoire de Physique Nucléaire et de Hautes Energies, UPMC and Université Paris-Diderot and CNRS/IN2P3, Paris, France*
- 82 *Fysiska institutionen, Lunds universitet, Lund, Sweden*
- 83 *Departamento de Física Teórica C-15, Universidad Autónoma de Madrid, Madrid, Spain*
- 84 *Institut für Physik, Universität Mainz, Mainz, Germany*
- 85 *School of Physics and Astronomy, University of Manchester, Manchester, United Kingdom*
- 86 *CPPM, Aix-Marseille Université and CNRS/IN2P3, Marseille, France*
- 87 *Department of Physics, University of Massachusetts, Amherst MA, United States of America*
- 88 *Department of Physics, McGill University, Montreal QC, Canada*
- 89 *School of Physics, University of Melbourne, Victoria, Australia*
- 90 *Department of Physics, The University of Michigan, Ann Arbor MI, United States of America*
- 91 *Department of Physics and Astronomy, Michigan State University, East Lansing MI, United States of America*
- 92 <sup>(a)</sup> *INFN Sezione di Milano;* <sup>(b)</sup> *Dipartimento di Fisica, Università di Milano, Milano, Italy*
- 93 *B.I. Stepanov Institute of Physics, National Academy of Sciences of Belarus, Minsk, Republic of Belarus*
- 94 *National Scientific and Educational Centre for Particle and High Energy Physics, Minsk, Republic of Belarus*
- 95 *Group of Particle Physics, University of Montreal, Montreal QC, Canada*
- 96 *P.N. Lebedev Physical Institute of the Russian Academy of Sciences, Moscow, Russia*

- <sup>97</sup> *Institute for Theoretical and Experimental Physics (ITEP), Moscow, Russia*  
<sup>98</sup> *National Research Nuclear University MEPhI, Moscow, Russia*  
<sup>99</sup> *D.V. Skobeltsyn Institute of Nuclear Physics, M.V. Lomonosov Moscow State University, Moscow, Russia*  
<sup>100</sup> *Fakultät für Physik, Ludwig-Maximilians-Universität München, München, Germany*  
<sup>101</sup> *Max-Planck-Institut für Physik (Werner-Heisenberg-Institut), München, Germany*  
<sup>102</sup> *Nagasaki Institute of Applied Science, Nagasaki, Japan*  
<sup>103</sup> *Graduate School of Science and Kobayashi-Maskawa Institute, Nagoya University, Nagoya, Japan*  
<sup>104</sup> <sup>(a)</sup> *INFN Sezione di Napoli;* <sup>(b)</sup> *Dipartimento di Fisica, Università di Napoli, Napoli, Italy*  
<sup>105</sup> *Department of Physics and Astronomy, University of New Mexico, Albuquerque NM, United States of America*  
<sup>106</sup> *Institute for Mathematics, Astrophysics and Particle Physics, Radboud University Nijmegen/Nikhef, Nijmegen, Netherlands*  
<sup>107</sup> *Nikhef National Institute for Subatomic Physics and University of Amsterdam, Amsterdam, Netherlands*  
<sup>108</sup> *Department of Physics, Northern Illinois University, DeKalb IL, United States of America*  
<sup>109</sup> *Budker Institute of Nuclear Physics, SB RAS, Novosibirsk, Russia*  
<sup>110</sup> *Department of Physics, New York University, New York NY, United States of America*  
<sup>111</sup> *Ohio State University, Columbus OH, United States of America*  
<sup>112</sup> *Faculty of Science, Okayama University, Okayama, Japan*  
<sup>113</sup> *Homer L. Dodge Department of Physics and Astronomy, University of Oklahoma, Norman OK, United States of America*  
<sup>114</sup> *Department of Physics, Oklahoma State University, Stillwater OK, United States of America*  
<sup>115</sup> *Palacký University, RCPTM, Olomouc, Czech Republic*  
<sup>116</sup> *Center for High Energy Physics, University of Oregon, Eugene OR, United States of America*  
<sup>117</sup> *LAL, Univ. Paris-Sud, CNRS/IN2P3, Université Paris-Saclay, Orsay, France*  
<sup>118</sup> *Graduate School of Science, Osaka University, Osaka, Japan*  
<sup>119</sup> *Department of Physics, University of Oslo, Oslo, Norway*  
<sup>120</sup> *Department of Physics, Oxford University, Oxford, United Kingdom*  
<sup>121</sup> <sup>(a)</sup> *INFN Sezione di Pavia;* <sup>(b)</sup> *Dipartimento di Fisica, Università di Pavia, Pavia, Italy*  
<sup>122</sup> *Department of Physics, University of Pennsylvania, Philadelphia PA, United States of America*  
<sup>123</sup> *National Research Centre “Kurchatov Institute” B.P.Konstantinov Petersburg Nuclear Physics Institute, St. Petersburg, Russia*  
<sup>124</sup> <sup>(a)</sup> *INFN Sezione di Pisa;* <sup>(b)</sup> *Dipartimento di Fisica E. Fermi, Università di Pisa, Pisa, Italy*  
<sup>125</sup> *Department of Physics and Astronomy, University of Pittsburgh, Pittsburgh PA, United States of America*  
<sup>126</sup> <sup>(a)</sup> *Laboratório de Instrumentação e Física Experimental de Partículas - LIP, Lisboa;* <sup>(b)</sup> *Faculdade de Ciências, Universidade de Lisboa, Lisboa;* <sup>(c)</sup> *Department of Physics, University of Coimbra, Coimbra;* <sup>(d)</sup> *Centro de Física Nuclear da Universidade de Lisboa, Lisboa;* <sup>(e)</sup> *Departamento de Física, Universidade do Minho, Braga;* <sup>(f)</sup> *Departamento de Física Teórica y del Cosmos and CAFPE, Universidad de Granada, Granada (Spain);* <sup>(g)</sup> *Dep Física and CEFITEC of Faculdade de Ciências e Tecnologia, Universidade Nova de Lisboa, Caparica, Portugal*  
<sup>127</sup> *Institute of Physics, Academy of Sciences of the Czech Republic, Praha, Czech Republic*  
<sup>128</sup> *Czech Technical University in Prague, Praha, Czech Republic*  
<sup>129</sup> *Faculty of Mathematics and Physics, Charles University in Prague, Praha, Czech Republic*  
<sup>130</sup> *State Research Center Institute for High Energy Physics (Protvino), NRC KI, Russia*  
<sup>131</sup> *Particle Physics Department, Rutherford Appleton Laboratory, Didcot, United Kingdom*  
<sup>132</sup> <sup>(a)</sup> *INFN Sezione di Roma;* <sup>(b)</sup> *Dipartimento di Fisica, Sapienza Università di Roma, Roma, Italy*  
<sup>133</sup> <sup>(a)</sup> *INFN Sezione di Roma Tor Vergata;* <sup>(b)</sup> *Dipartimento di Fisica, Università di Roma Tor Vergata, Roma, Italy*  
<sup>134</sup> <sup>(a)</sup> *INFN Sezione di Roma Tre;* <sup>(b)</sup> *Dipartimento di Matematica e Fisica, Università Roma Tre, Roma, Italy*

- 135 (a) *Faculté des Sciences Ain Chock, Réseau Universitaire de Physique des Hautes Energies - Université Hassan II, Casablanca;* (b) *Centre National de l'Energie des Sciences Techniques Nucleaires, Rabat;* (c) *Faculté des Sciences Semlalia, Université Cadi Ayyad, LPHEA-Marrakech;* (d) *Faculté des Sciences, Université Mohamed Premier and LPTPM, Oujda;* (e) *Faculté des sciences, Université Mohammed V, Rabat, Morocco*
- 136 *DSM/IRFU (Institut de Recherches sur les Lois Fondamentales de l'Univers), CEA Saclay (Commissariat à l'Energie Atomique et aux Energies Alternatives), Gif-sur-Yvette, France*
- 137 *Santa Cruz Institute for Particle Physics, University of California Santa Cruz, Santa Cruz CA, United States of America*
- 138 *Department of Physics, University of Washington, Seattle WA, United States of America*
- 139 *Department of Physics and Astronomy, University of Sheffield, Sheffield, United Kingdom*
- 140 *Department of Physics, Shinshu University, Nagano, Japan*
- 141 *Fachbereich Physik, Universität Siegen, Siegen, Germany*
- 142 *Department of Physics, Simon Fraser University, Burnaby BC, Canada*
- 143 *SLAC National Accelerator Laboratory, Stanford CA, United States of America*
- 144 (a) *Faculty of Mathematics, Physics & Informatics, Comenius University, Bratislava;* (b) *Department of Subnuclear Physics, Institute of Experimental Physics of the Slovak Academy of Sciences, Kosice, Slovak Republic*
- 145 (a) *Department of Physics, University of Cape Town, Cape Town;* (b) *Department of Physics, University of Johannesburg, Johannesburg;* (c) *School of Physics, University of the Witwatersrand, Johannesburg, South Africa*
- 146 (a) *Department of Physics, Stockholm University;* (b) *The Oskar Klein Centre, Stockholm, Sweden*
- 147 *Physics Department, Royal Institute of Technology, Stockholm, Sweden*
- 148 *Departments of Physics & Astronomy and Chemistry, Stony Brook University, Stony Brook NY, United States of America*
- 149 *Department of Physics and Astronomy, University of Sussex, Brighton, United Kingdom*
- 150 *School of Physics, University of Sydney, Sydney, Australia*
- 151 *Institute of Physics, Academia Sinica, Taipei, Taiwan*
- 152 *Department of Physics, Technion: Israel Institute of Technology, Haifa, Israel*
- 153 *Raymond and Beverly Sackler School of Physics and Astronomy, Tel Aviv University, Tel Aviv, Israel*
- 154 *Department of Physics, Aristotle University of Thessaloniki, Thessaloniki, Greece*
- 155 *International Center for Elementary Particle Physics and Department of Physics, The University of Tokyo, Tokyo, Japan*
- 156 *Graduate School of Science and Technology, Tokyo Metropolitan University, Tokyo, Japan*
- 157 *Department of Physics, Tokyo Institute of Technology, Tokyo, Japan*
- 158 *Department of Physics, University of Toronto, Toronto ON, Canada*
- 159 (a) *TRIUMF, Vancouver BC;* (b) *Department of Physics and Astronomy, York University, Toronto ON, Canada*
- 160 *Faculty of Pure and Applied Sciences, and Center for Integrated Research in Fundamental Science and Engineering, University of Tsukuba, Tsukuba, Japan*
- 161 *Department of Physics and Astronomy, Tufts University, Medford MA, United States of America*
- 162 *Department of Physics and Astronomy, University of California Irvine, Irvine CA, United States of America*
- 163 (a) *INFN Gruppo Collegato di Udine, Sezione di Trieste, Udine;* (b) *ICTP, Trieste;* (c) *Dipartimento di Chimica, Fisica e Ambiente, Università di Udine, Udine, Italy*
- 164 *Department of Physics and Astronomy, University of Uppsala, Uppsala, Sweden*
- 165 *Department of Physics, University of Illinois, Urbana IL, United States of America*
- 166 *Instituto de Física Corpuscular (IFIC) and Departamento de Física Atómica, Molecular y Nuclear and Departamento de Ingeniería Electrónica and Instituto de Microelectrónica de Barcelona (IMB-CNM), University of Valencia and CSIC, Valencia, Spain*
- 167 *Department of Physics, University of British Columbia, Vancouver BC, Canada*



- 168 *Department of Physics and Astronomy, University of Victoria, Victoria BC, Canada*
- 169 *Department of Physics, University of Warwick, Coventry, United Kingdom*
- 170 *Waseda University, Tokyo, Japan*
- 171 *Department of Particle Physics, The Weizmann Institute of Science, Rehovot, Israel*
- 172 *Department of Physics, University of Wisconsin, Madison WI, United States of America*
- 173 *Fakultät für Physik und Astronomie, Julius-Maximilians-Universität, Würzburg, Germany*
- 174 *Fakultät für Mathematik und Naturwissenschaften, Fachgruppe Physik, Bergische Universität Wuppertal, Wuppertal, Germany*
- 175 *Department of Physics, Yale University, New Haven CT, United States of America*
- 176 *Yerevan Physics Institute, Yerevan, Armenia*
- 177 *Centre de Calcul de l'Institut National de Physique Nucléaire et de Physique des Particules (IN2P3), Villeurbanne, France*
- <sup>a</sup> *Also at Department of Physics, King's College London, London, United Kingdom*
- <sup>b</sup> *Also at Institute of Physics, Azerbaijan Academy of Sciences, Baku, Azerbaijan*
- <sup>c</sup> *Also at Novosibirsk State University, Novosibirsk, Russia*
- <sup>d</sup> *Also at TRIUMF, Vancouver BC, Canada*
- <sup>e</sup> *Also at Department of Physics & Astronomy, University of Louisville, Louisville, KY, United States of America*
- <sup>f</sup> *Also at Department of Physics, California State University, Fresno CA, United States of America*
- <sup>g</sup> *Also at Department of Physics, University of Fribourg, Fribourg, Switzerland*
- <sup>h</sup> *Also at Departament de Física de la Universitat Autònoma de Barcelona, Barcelona, Spain*
- <sup>i</sup> *Also at Departamento de Física e Astronomia, Faculdade de Ciências, Universidade do Porto, Portugal*
- <sup>j</sup> *Also at Tomsk State University, Tomsk, Russia*
- <sup>k</sup> *Also at Università di Napoli Parthenope, Napoli, Italy*
- <sup>l</sup> *Also at Institute of Particle Physics (IPP), Canada*
- <sup>m</sup> *Also at National Institute of Physics and Nuclear Engineering, Bucharest, Romania*
- <sup>n</sup> *Also at Department of Physics, St. Petersburg State Polytechnical University, St. Petersburg, Russia*
- <sup>o</sup> *Also at Department of Physics, The University of Michigan, Ann Arbor MI, United States of America*
- <sup>p</sup> *Also at Centre for High Performance Computing, CSIR Campus, Rosebank, Cape Town, South Africa*
- <sup>q</sup> *Also at Louisiana Tech University, Ruston LA, United States of America*
- <sup>r</sup> *Also at Institutio Catalana de Recerca i Estudis Avancats, ICREA, Barcelona, Spain*
- <sup>s</sup> *Also at Graduate School of Science, Osaka University, Osaka, Japan*
- <sup>t</sup> *Also at Department of Physics, National Tsing Hua University, Taiwan*
- <sup>u</sup> *Also at Institute for Mathematics, Astrophysics and Particle Physics, Radboud University Nijmegen/Nikhef, Nijmegen, Netherlands*
- <sup>v</sup> *Also at Department of Physics, The University of Texas at Austin, Austin TX, United States of America*
- <sup>w</sup> *Also at Institute of Theoretical Physics, Iliia State University, Tbilisi, Georgia*
- <sup>x</sup> *Also at CERN, Geneva, Switzerland*
- <sup>y</sup> *Also at Georgian Technical University (GTU), Tbilisi, Georgia*
- <sup>z</sup> *Also at Ochadai Academic Production, Ochanomizu University, Tokyo, Japan*
- <sup>aa</sup> *Also at Manhattan College, New York NY, United States of America*
- <sup>ab</sup> *Also at Hellenic Open University, Patras, Greece*
- <sup>ac</sup> *Also at Academia Sinica Grid Computing, Institute of Physics, Academia Sinica, Taipei, Taiwan*
- <sup>ad</sup> *Also at School of Physics, Shandong University, Shandong, China*
- <sup>ae</sup> *Also at Moscow Institute of Physics and Technology State University, Dolgoprudny, Russia*
- <sup>af</sup> *Also at section de Physique, Université de Genève, Geneva, Switzerland*

- <sup>ag</sup> Also at Eotvos Lorand University, Budapest, Hungary
- <sup>ah</sup> Also at Departments of Physics & Astronomy and Chemistry, Stony Brook University, Stony Brook NY, United States of America
- <sup>ai</sup> Also at International School for Advanced Studies (SISSA), Trieste, Italy
- <sup>aj</sup> Also at Department of Physics and Astronomy, University of South Carolina, Columbia SC, United States of America
- <sup>ak</sup> Also at School of Physics and Engineering, Sun Yat-sen University, Guangzhou, China
- <sup>al</sup> Also at Institute for Nuclear Research and Nuclear Energy (INRNE) of the Bulgarian Academy of Sciences, Sofia, Bulgaria
- <sup>am</sup> Also at Faculty of Physics, M.V.Lomonosov Moscow State University, Moscow, Russia
- <sup>an</sup> Also at Institute of Physics, Academia Sinica, Taipei, Taiwan
- <sup>ao</sup> Also at National Research Nuclear University MEPhI, Moscow, Russia
- <sup>ap</sup> Also at Department of Physics, Stanford University, Stanford CA, United States of America
- <sup>aq</sup> Also at Institute for Particle and Nuclear Physics, Wigner Research Centre for Physics, Budapest, Hungary
- <sup>ar</sup> Also at Flensburg University of Applied Sciences, Flensburg, Germany
- <sup>as</sup> Also at University of Malaya, Department of Physics, Kuala Lumpur, Malaysia
- <sup>at</sup> Also at CPPM, Aix-Marseille Université and CNRS/IN2P3, Marseille, France
- \* Deceased