

Journal Pre-proof

Influencing factors of the future utilisation of construction robots for buildings: A Hong Kong perspective

Mi Pan, Thomas Linner, Wei Pan, Hui-min Cheng, Thomas Bock



PII: S2352-7102(19)31082-4

DOI: <https://doi.org/10.1016/j.jobe.2020.101220>

Reference: JOBE 101220

To appear in: *Journal of Building Engineering*

Received Date: 1 July 2019

Revised Date: 26 November 2019

Accepted Date: 26 January 2020

Please cite this article as: M. Pan, T. Linner, W. Pan, H.-m. Cheng, T. Bock, Influencing factors of the future utilisation of construction robots for buildings: A Hong Kong perspective, *Journal of Building Engineering* (2020), doi: <https://doi.org/10.1016/j.jobe.2020.101220>.

This is a PDF file of an article that has undergone enhancements after acceptance, such as the addition of a cover page and metadata, and formatting for readability, but it is not yet the definitive version of record. This version will undergo additional copyediting, typesetting and review before it is published in its final form, but we are providing this version to give early visibility of the article. Please note that, during the production process, errors may be discovered which could affect the content, and all legal disclaimers that apply to the journal pertain.

© 2020 Published by Elsevier Ltd.

Author statement

Mi Pan: Conceptualization, Methodology, Software, Formal analysis, Investigation, Data Curation, Writing - Original Draft

Thomas Linner: Conceptualization, Formal analysis, Investigation, Writing - Review & Editing

Wei Pan: Conceptualization, Writing - Review & Editing, Supervision, Funding acquisition

Hui-min Cheng: Conceptualization, Methodology, Validation

Thomas Bock: Conceptualization, Supervision, Funding acquisition

Journal Pre-proof

Influencing factors of the future utilisation of construction robots for buildings: A Hong Kong perspective

Mi Pan^{a,*}, Thomas Linner^b, Wei Pan^a, Hui-min Cheng^b, Thomas Bock^b.

^a *Department of Civil Engineering, The University of Hong Kong, Pokfulam, Hong Kong*

^b *Chair of Building Realization and Robotics, Technical University of Munich, 80333 Munich, Germany*

Abstract

Construction robots are expected to have disruptive impacts on the building industry, but there is still a lack of utilisation. While significant attention has been paid to technical advancement, little has been done to comprehensively understand the broader societal issues associated with the use of this technology. This paper aims to provide a holistic exploration of the influencing factors of the future utilisation of construction robots in a systems manner, analyse the interactions among these factors and identify the key ones that are most influential in shaping the technological transformation. A modified fuzzy decision-making trial and evaluation laboratory (DEMATEL) method is developed and applied. Hong Kong was selected as the desirable case for the study due to its vibrant yet challenging built environments. Factors were first systematically identified and synthesised before being empirically verified, evaluated and analysed through the modified fuzzy DEMATEL. The results demonstrate the multi-faceted and complexly interrelated factors influencing the utilisation of construction robots. Eleven influencing factors were determined as critical for shaping the future trajectory of robotic applications, among which “construction cost”, “governmental support” and “the scale of prefabrication” are the most influential ones. The findings indicate that more interdisciplinary efforts and broader non-technical discussions are needed to achieve the successful transition of the industry towards robotic construction. The findings further reveal the driving forces of environmental pressures behind the future utilisation of construction robots. Detailed utilisation scenarios which fit to the evolution of the whole society are recommended for future research.

Keywords: Influencing factors; utilisation; construction robot; fuzzy DEMATEL; Hong Kong.

* Corresponding author.

Email Address: panmi@connect.hku.hk (Mi Pan).

30 **1. Introduction**

31 The building and construction industry is increasingly facing grave challenges on a
32 worldwide level such as stagnant productivity growth, cost escalation, an ageing workforce
33 and skilled labour shortages [1]. Conventional construction methods have reached their limits
34 to meet the growing need for enhancement in productivity, quality, safety and sustainability
35 [2]. The application of robots has been advanced as one of the most promising solutions to
36 reform the industry [3]. However, despite years of research and a growing number of startups
37 and spin-offs, the real-world uptake of construction robots remains limited [4, 5], and the
38 reasons behind this are not entirely understood.

39 This paper aims to provide a holistic exploration of influencing factors of the future
40 utilisation of construction robots in a systems manner, analyse the interactions among factors
41 and identify the key ones to shape the technological transformation. The ultimate goal is to
42 guide future research and technology development efforts towards being more target-
43 orientated. The exploration of factors was carried out in a multi-dimensional and multi-level
44 manner. A modified fuzzy decision-making trial and evaluation laboratory (DEMATEL)
45 method was developed and applied for a causal effect analysis. While construction
46 automation and robotics cover a broad spectrum of technologies [2], this study narrows the
47 focus to robots for buildings, which are regarded as machines or devices that are
48 programmable, mechanically actuated and have a degree of autonomy, enabling them to
49 perform construction tasks which are normally ascribed to humans. Hong Kong is selected as
50 a desirable case for study. Its building and construction industry has a favourable
51 environment for utilising advanced construction technologies like construction robots.
52 However, few practical attempts in this area have been made thus far [6, 7]. Hong Kong
53 could enable a comprehensive exploration of plausible factors, direct or indirect, that may
54 influence the use of construction robots where the industry is experiencing the most
55 fundamental problems that robots aim to solve. Therefore, it could serve as a universal
56 reference point to understand the essentials to the real-world utilisation of construction robots
57 towards various pressures and challenges.

58 In the remainder of the paper, the literature review is first presented, followed by the
59 methodology including the systems framework and developed a modified fuzzy DEMATEL
60 method. Then, a holistic review and a systematic analysis based on the systems framework
61 follows, which aims to identify and synthesise the influencing factors. The paper then applies
62 the modified fuzzy DEMATEL method on the identified factors via a survey to evaluate the

63 degree of importance of the individual factors and demonstrate their interrelationships. After
64 discussing the main findings, the paper draws its conclusions and provides recommendations
65 for future research.

66

67 **2. Construction robots utilisation: evolution, challenge and research**

68 Construction robotics was first discussed in the 1970s, which has triggered a plethora of
69 research development efforts since the initial attempts in the 1980s [8]. To speed up the
70 breakthrough of construction robots, technical studies have increased substantially with
71 compelling technological advancements and new capabilities [8, 9]. Consequently, a number
72 of robotic technologies for on-site building construction have been developed, ranging from
73 single-task robots (e.g. mobile and/or aerial robots, robots for facade installation) to
74 integrated robotic sites, providing evidence for the capability of robotics to assist construction
75 tasks in a more efficient, accurate and safe manner [9]. Cross-sectional technologies such as
76 building information modelling (BIM), distributed sensing systems, intelligent human-
77 machine-interfaces and machine learning applications recently gained momentum in research
78 on construction robotics and hold the potential to serve as interconnecting information
79 backbones for construction robot applications [10]. However, the real-world utilisation of
80 construction robots is still limited [4, 5].

81 Some previous attempts have been made to interpret the slow adoption and
82 implementation of construction robots. For example, Warszawski and Navon [11] identified
83 four fundamental reasons for the minimal success of robotic adoption in building
84 construction, namely, insufficient development, unsuitable building design, inadequate
85 economic justification and managerial barriers. Mahbub [12] analysed and ranked the
86 obstacles preventing the infiltration of construction automation and robotics in Japan,
87 Australia and Malaysia with differing levels of usage. Quezada, et al. [10] indicated the
88 inward and outward forces pushing the construction industry towards automation and robotic
89 use and further highlighted the consequences on skill requirements and job profiles. Despite
90 the contributions of these studies, concerns are primarily on the factors associated with
91 technology and process, and the coupling influence of factors on technological use is poorly
92 investigated. Construction robots and their evolution as radical innovations to the industry
93 should be embedded in the social movements, which are not only technically and
94 economically formed, but socially shaped by interactions among various stakeholders [13].
95 Hence, to explore how construction robots can successfully gain in utilisation and unlock

96 their potential for large-scale applications, a broader analytical perspective that considers
97 both technical and non-technical issues and their interplay is required.

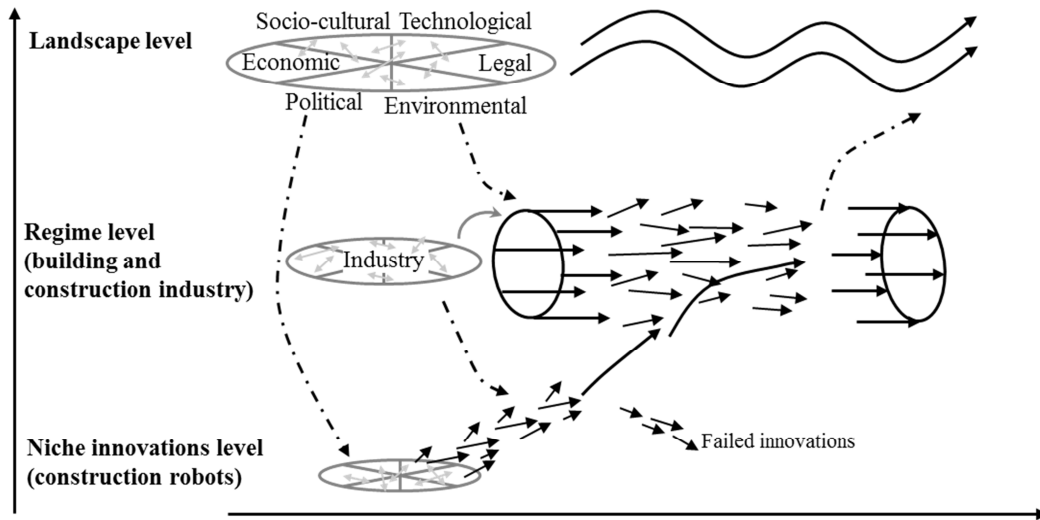
98

99 **3. A systems framework for influencing factors of the utilisation of** 100 **construction robots**

101 Systems approaches have been proposed to understand technology evolution and
102 transition as complex systems that involve the whole set of stakeholders, processes, products,
103 technologies, business, policies, culture and skill development. These systems have been
104 described using terms such as “socio-technical” [13], “ecological” [14], or “dialectical” [15],
105 foundational to which is the emphasis on the complexity, dynamics and multi-dimensional
106 nature of systems’ elements and their interactions.

107 Studies on construction robots have concentrated on “technical” aspects, while
108 insufficient research has comprehensively explored the “non-technical” factors and
109 interactions among them to influence the real-world utilisation. Drawing on the systems
110 theory, this study argues for a systems approach to examine the utilisation of construction
111 robots as complex systems, which integrates the multi-level perspective (MLP) [13] and the
112 PESTLE (political, economic, socio-cultural, technological, legal, environmental) model
113 [16]. The MLP has been widely applied to explain and analyse the technological transitions
114 as interactive processes of change, which highlights the co-evolution and multi-dimensional
115 interplay at three conceptual levels: landscape, regimes and niches [13]. The landscape level
116 includes external factors that exert influence on regimes and niches, the regime level refers to
117 the rules embedded in social networks and technological artefacts to fulfil a certain societal
118 function such as building supply, and niches, which are radical innovations that deviate from
119 the current regime [13]. The PESTLE is a useful analytical tool for examining factors in a
120 multi-dimensional way [16], which could underpin a systematic exploration of factors in
121 niches, regimes and landscape. The dimension of industry was identified as an additional area
122 to cover the factors reflecting the characteristics of the industry, which is widely
123 acknowledged to influence construction innovation [17]. The integrated systems framework
124 was illustrated in Fig. 1. The three levels in the framework present that, firstly, construction
125 robots as niche-innovations create the internal momentum for breakthrough; secondly, the
126 landscape creates pressures on the regime; and thirdly, challenges in the regime
127 (destabilisation) create opportunities for niche-innovations to entry and generate transitions.
128 For each level, the potential changes are influenced by factors from different dimensions.

129 Therefore, the framework goes beyond studies of individual technologies, supporting a multi-
 130 dimensional, multi-level exploration of factors influencing the successful transition to
 131 construction robots.



132

133 **Fig. 1.** A systems framework for a multi-dimensional, multi-level exploration of influencing
 134 factors of the utilisation of construction robots (based on [13] and [16])

135

136 4. The exploration of influencing factors

137 The exploration of influencing factors was carried out within the context of Hong Kong
 138 while referring to the broader worldwide knowledge base. Over the years, construction
 139 companies in Hong Kong have developed their expertise and gained a reputation for quality
 140 performance in such a large and fast-growing market [18]. However, considerable challenges
 141 are emerging as the city is not only suffering from a rapidly ageing population but also a
 142 deteriorating building stock, and the industry is struggling to satisfy the ever-increasing
 143 demand for building construction [19]. Under the condition of land scarcity in Hong Kong,
 144 the increasing number of skyscrapers being constructed in increasingly dense areas has
 145 become a trend, thus triggering the technical challenges and safety issues. All these issues
 146 create a favourable environment for utilising advanced construction technologies like
 147 construction robots.

148 Based on the theoretical framework, 65 influencing factors (see in Appendix A) were
 149 initially identified from the literature, brainstorming and expert interviews. Although some of
 150 the reviewed studies focus on other types of construction innovations, the factors influencing

151 their real-world adoption should share some common traits with the implementation of
 152 construction robots. The initially identified factors were combined and synthesised. The legal
 153 factors were integrated into the political area, considering their pertinence to political issues
 154 and the level of enforcement. Finally, 25 factors from three levels are summarised in the
 155 economic, environmental, industry, political, socio-cultural and technological areas (Table 1).

156

157 **Table 1** Identified influencing factors

Influence areas	Influence factors ^{L/R/N}
Economic (4 Factors)	F1: Economic environment ^L
	F2: Productivity (e.g. labour, time) ^R
	F3: Construction cost (e.g. material, labour) ^R
	F4: Initial investment cost and economic performance associated with robots ^N
Environmental (4 Factors)	F5: Demand for environmentally friendly buildings ^{L/R}
	F6: Land resource for building construction ^L
	F7: Climate change ^L
	F8: Awareness of environmental impacts of construction activities (e.g. construction waste, air quality, energy consumption) ^R
Industry (5 Factors)	F9: Fragmentation and collaboration of the industry ^R
	F10: Unstructured, dynamic and unique site environment ^R
	F11: The scale of prefabrication ^R
	F12: Globalisation in construction ^R
	F13: Building typology (e.g. height, diversity and architectural freedom) ^R
Political (4 Factors)	F14: Government labour policy (e.g. occupational safety and health, working hours) ^L
	F15: Charging for Construction Waste Disposal ^R
	F16: Government policy on foreign workers ^{L/R}
	F17: Governmental support on robotics applications in construction (e.g. financial, guidance, public procurement, legal issues for robots) ^{R/N}
Socio-cultural (4 Factors)	F18: Size and number of households ^L
	F19: Culture of innovation in the industry ^{R/N}
	F20: Occupational safety & health performance ^R
	F21: Work structure and organisation (e.g. age structure of the workforce, shortage of skilled labour, education and training) ^R
Technological (4 Factors)	F22: The uptake of information and communication technology (e.g. BIM, IoT) ^R
	F23: Technological difficulty to provide robotics performance features (e.g.

robustness, flexibility, advanced sensing, interoperability) at reasonable cost levels^N

F24: Ease of use of robots (e.g. usability, size, weight, power supply)^N

F25: Availability of construction robotics^{L/N}

158 L/R/N: L – landscape level; R – regime level; N – niche innovations level
 159 *References: World Economic Forum [1]; Saidi et al. [4]; Bogue [3]; Pan et al. [5]; Wong et al. [6]; Bock and Linner*
 160 *[9]; Quezada et al. [10]; Warszawski and Navon [11]; Mahbub [12]; Kangari and Halpin [20]; Lim et al. [21];*
 161 *Skibniewski and Zavadskas [22]; Agustí-Juan et al. [26]; Blayse and Manley [27].*

162

163 4.1. Economic factors

164 The economic environment is a critical concern at the landscape level to influence the
 165 real-world application of construction robots. Evidence has been witnessed in Japan that
 166 construction activities have plunged after the burst of the bubble economy in the late 1990s,
 167 limiting the development of construction automation and robotics [12]. Considering the
 168 regime requirements, the need to improve construction productivity is a significant driver for
 169 adopting robotics [1, 6, 20-22], but the tight project timeframes could also inhibit the
 170 implementation of new technologies like robots, which require change arrangement and more
 171 rigorous planning [12]. Another relevant factor is the construction cost [1, 10, 21]. Hong
 172 Kong's construction industry is suffering from high labour costs, and industry players are
 173 generally interested in any machinery or technology that could save labour [6]. Construction
 174 materials in Hong Kong are primarily imported with escalation trends which may facilitate
 175 the adoption of robots to save on material and reduce waste [23]. An influential economic
 176 factor concerning the niche level is the high capital costs and lack of long-term economic
 177 justification of construction robots [8, 24], which can affect the interest of construction
 178 companies on investment.

179

180 4.2. Environmental factors

181 The adverse impacts of building and construction on the environment and public are
 182 critical in terms of carbon emissions, wastage demolition, noise pollution and disturbance to
 183 the surrounding areas [5]. The greening of the building sector and increasing awareness of
 184 construction activities calls for innovative approaches to construction, offering an excellent
 185 opportunity for adopting robots [5]. Hong Kong, as a compact city, is also facing significant
 186 challenges in managing the impact of building construction works on the environment and
 187 public. Hong Kong has for a long time been plagued by land shortages [6], which could
 188 require the use of robots to construct more high-rise buildings and minimise the land

189 requirement for C&D (construction and demolition) waste disposal [5]. Despite regulatory
190 control, construction noise remains a tricky problem in Hong Kong [25]. Additionally, with
191 rising temperatures and severe weather conditions associated with climate change, there may
192 be a severe challenge for future construction works, as a jumping-off point for utilising
193 automation and robotics [10, 26].

194

195 4.3. Industry factors

196 The construction industry characteristics derive many influencing factors at the regime
197 level. Firstly, the fragmented nature of the industry often makes it reluctant to accept change
198 and innovations [27]. The multi-point responsibility leads to difficulties in robotic
199 applications, while the increase of internal collaborations and collaboration with other
200 advanced industries could enable knowledge-sharing and benchmarking in robotic
201 technologies, driving the industry to adopt construction robots [1, 6, 22]. Secondly, the
202 unstructured and dynamic site environment results in difficulties in the control of
203 construction robots, and the uniqueness of specific sites requires case-by-case consideration
204 of using robots, creating barriers of utilisation [6, 11, 12]. Thirdly, the large-scale
205 industrialisation and prefabrication enable a well-organised and standardised on-site
206 environment, where robots can be better integrated to conduct assembly works [4, 9, 10].
207 However, the large-scale of prefabrication may limit the economic benefits to use robots on-
208 site [28]. Fourthly, the globalisation of the construction industry is deemed as a major
209 influence for the uptake of advanced construction technologies [9, 10]. To gain a competitive
210 edge in the overseas market, robotics could be a valuable investment. Local companies can
211 also efficiently learn up-to-date technologies through partnering arrangements with foreign
212 companies. Lastly, Hong Kong is characterised by high-rise, high-density buildings, and the
213 increasing height of the buildings can be a driver to use robots in the future to avoid aloft
214 work and enable urban mining [10, 21]. Diversity and increasing architectural freedom is
215 deemed as a barrier but also a force driving the industry towards the use of robotics.

216

217 4.4. Political and legal factors

218 Government labour policy is responsible for governing workplace safety and health,
219 stipulating standard working hours and wages. The changing labour policy could facilitate or
220 inhibit the utilisation of robots concerning improved safety, health and productivity
221 performance. Legislative requirements of construction activities in terms of any forms of

222 pollution, waste disposal or consideration of neighbourhood environments could be triggers
223 to use robotic construction [5, 12]. Government policy on foreign workers can influence the
224 implementation of robots in areas such as employment of cheap foreign workers, introducing
225 senior talents [12]. Strong policies and incentive schemes are often effective in promoting the
226 adoption of innovative technologies in the construction industry [1, 6]. Governmental
227 financial and non-financial supports could accelerate the research and development (R&D)
228 efforts and applications of construction robots. The government also has an immense impact
229 on building construction through its role as the client, and can foster the application of robots
230 in the public procurement [1].

231

232 4.5. Socio-cultural factors

233 Societally speaking, the number of domestic households in many places is projected to
234 increase with smaller household size [10], which could change the demand of
235 accommodation types and drive the adoption of robotic-assisted construction. However, the
236 construction industry has been lagging in the new frontiers of technological development
237 [27]. The lack of innovation culture pertinent to the reluctance of changes is a significant
238 inhibitor to acquiring innovative technologies like robots [10, 22] or other new technologies
239 [30]. Another socio-cultural concern is the need for reducing safety and health issues of
240 human workers on the construction sites, which is highlighted as a major driver to use more
241 automation and robotics [1, 6, 20, 21]. Besides, the ever-increasing demand for a workforce,
242 accompanied by skill mismatches and the ageing labour force, poses significant risks to the
243 fulfilment of a productive industry in Hong Kong [6, 7]. The shortage of labour results in
244 increased salaries, which also contributes to the cost escalation of the construction activities
245 [23]. Those challenges in the work structure and organisation provide the golden
246 opportunities for construction robots. Meanwhile, education and training is quite influential
247 to the use of robotics by enhancing the robotic knowledge and competence of the younger
248 generation and existing workers [10, 12, 22].

249

250 4.6. Technological factors

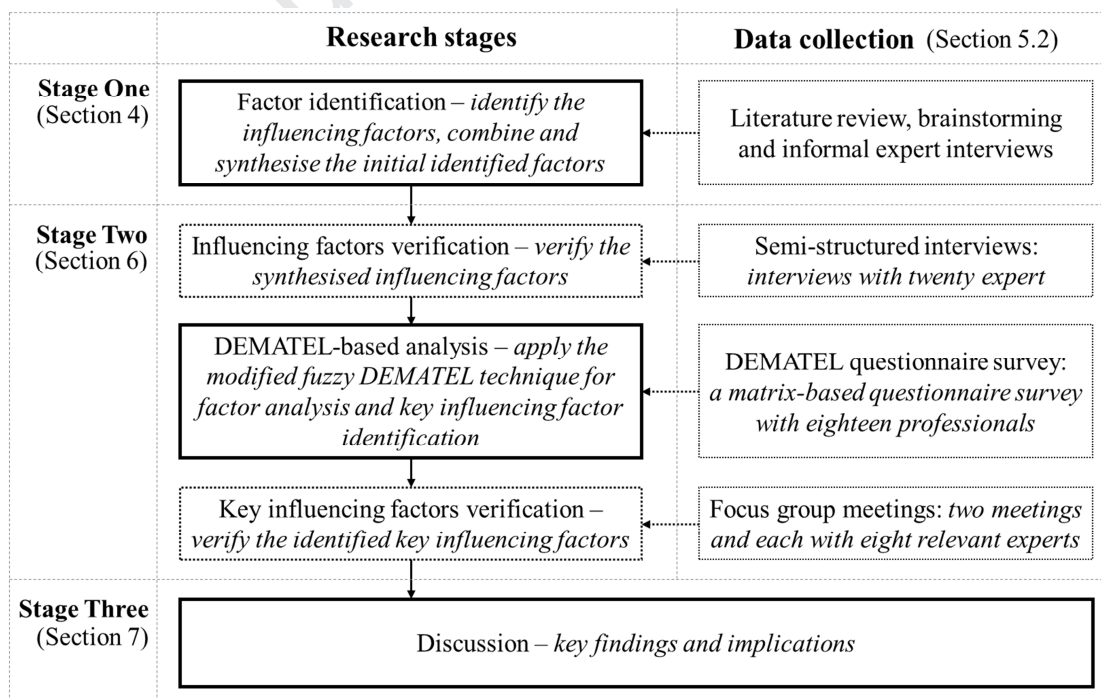
251 The industry-wide uptake of information and communication technology (ICT) such as
252 BIM and Internet of Things (IoT) provides the foundation for automation and robotic
253 applications [10, 28]. Another important consideration is the technological difficulty in
254 providing robotics performance features [9, 11, 12, 20]. Construction robots should be robust,

255 flexible, mobile and versatile due to the unpredictable and hazardous nature of construction
 256 sites. The current state of technological development is still insufficient, which creates
 257 difficulties and risks when using robots. Future robots should be smarter and better fit to the
 258 construction works, supported by the advancements in sensors, laser scanning and artificial
 259 intelligence [10]. Besides, ease of use is a key influencer to making the robots more
 260 acceptable. The incompatibility, bulkiness, heavy and high-power features of many
 261 construction robots that reduce their usability are recognised as constraints for their
 262 application [9, 11]. The improvement of usability of construction robots is a critical challenge
 263 for future adoption in terms of better understanding of the technology, easier human-robot
 264 interface/interaction and control modes, flexible movement and accurate analysis of the
 265 complicated surrounding environment [2, 3, 12]. In general, construction companies are more
 266 likely to be late followers of innovations. Robotic technologies are still quite new and they
 267 are often unavailable locally and difficult to acquire, which is often in and of itself a critical
 268 issue for their future utilisation [12].

269

270 5. Research methods

271 The research is carried out in three main stages (see Fig. 2) to analyse and identify the
 272 key influencing factors of the future utilisation of construction robots for buildings, based on
 273 a modified fuzzy DEMATEL method.



274

275

Fig. 2. Research process

276

- 277 • *Stage one* is the factor identification. The influencing factors were first identified through
278 a holistic literature review, brainstorming and informal expert interviews, drawing on the
279 multi-dimensional, multi-level theoretical framework from a systems perspective. The
280 initially identified factors were combined and synthesised.
- 281 • *Stage two* is mainly DEMATEL-based analysis. Semi-Structured expert interviews were
282 first conducted to provide triangulated verification for the identified influencing factors
283 in stage one. Then, a modified fuzzy DEMATEL method was applied to analyse the
284 importance of factors and causal relationships with data collected from relevant
285 professionals and, thereby, the factorial relationships and key influencing factors can be
286 determined. Results were then further discussed and verified through focus group
287 meetings, and key influencing factors were finalised.
- 288 • *Stage three* is the discussion: key findings are discussed, and implications are explored
289 regarding how the successful shift of construction techniques towards robotics might be
290 achieved.

291 5.1. A modified fuzzy DEMATEL method

292 The DEMATEL method was developed in the 1970s by The Battelle Memorial Institute
293 of Geneva to address complicated and correlative problems [31]. It collates related variables
294 in the decision-making or problems into a structural model onto which the importance of the
295 variables can be identified, and causal relationships visualised [32]. Specifically, it is based
296 on digraphs and uses a causal diagram to depict the contextual relationships and the
297 importance of influence among a set of variables or factors, which are also regarded as
298 elements of the studied system [32]. Data is collected from experts, who are asked to assess
299 the pair-wise influence relations of factors in terms of direction and influence within a Likert-
300 type scale. The DEMATEL method, in combination with other techniques, has been widely
301 used to study complicated phenomena and to solve decision-making problems in different
302 fields such as performance assessment [33], strategy selection [34] and critical factors
303 identification [35, 36]. Since the diversified factors might influence the future use of
304 construction robots, it is crucial to identify the key ones and explore how they are interrelated
305 to gain a deep understanding of the whole picture. The DEMATEL method, therefore, fits the
306 purpose of this study and provides the advantages of a systematic approach. Although there
307 are other approaches, such as cross impact analysis [37], applied as standard ways to identify
308 the key influencing factors, most of them only consider the direct impacts of a factor for

309 causal relationship analysis but DEMATEL considers both direct and indirect impacts to
 310 provide a more reliable identification of the key influencing factors.

311 Although the Original DEMATEL is a powerful tool to identify the influence
 312 relationships within the systems [32], it is based on crisp values in developing the structural
 313 model and thus highly dependent on experts' judgements. However, the judgements are often
 314 subjective and expressed in ambiguous linguistic expressions based on their experiences and
 315 expertise. The fuzzy set theory [38] has been integrated into the DEMATEL in many studies
 316 to tackle the ambiguities and unclear issues of human judgement. Fuzzy numbers can
 317 describe linguistic terms. Specifically, the triangular fuzzy numbers are commonly used for
 318 representing linguistic terms by fuzzy numbers and adopted by previous studies regarding
 319 fuzzy DEMATEL method (e.g. [33]). A fuzzy set \tilde{A} is a subset of X (universe of discourse),
 320 which is characterised by a membership function $\mu_{\tilde{A}}(x)$. The function value of $\mu_{\tilde{A}}(x)$ is
 321 called the membership values of x , representing the degree of truth that x belongs to the fuzzy
 322 set \tilde{A} . If \tilde{A} is a triangular fuzzy set, it can be defined as a triplet (l, m, r) , where $l < m < r$.
 323 Then, the membership function $\mu_{\tilde{A}}(x)$ is defined as:

$$324 \quad \mu_{\tilde{A}}(x) = \begin{cases} 0, & x < l \text{ or } x \geq r \\ (x-l)/(m-l), & l \leq x < m \\ (r-x)/(r-m), & m \leq x < r \end{cases} \quad (1)$$

325 Furthermore, the DEMATEL or fuzzy DEMATEL method uses a simple averaging
 326 technique to combine the judgement results from different professionals. However, people
 327 have different judgment criteria, and some may tend to give high scores while some may
 328 provide scores that are more differential. Therefore, the same evaluation score may represent
 329 different judgements across professionals, and it might not entirely reflect the combined
 330 results through averaging. Thus, this study proposes to extend the fuzzy DEMATEL method
 331 [33] with a double normalisation operation on the individual matrices to ascertain the
 332 reliability of the combined judgement of professionals. The main steps in the modified fuzzy
 333 DEMATEL for this study are as follows (also see definition of key notations in Appendix B).

334 **Step 1: Transferring collected data into positive triangular fuzzy numbers.** Given
 335 the n factors $F=\{F1, F2, \dots, Fn\}$, K professionals are asked to evaluate the pair-wise influence
 336 with a 4-point scale from $[0, 1, 2, 3]$, representing the linguistic terms [No influence, Low
 337 influence, Medium influence, High influence]. For each professional, an $n \times n$ initial
 338 influence matrix can be generated as $X_k = [x_{ij}^k]_{n \times n}$, where k is the number of professionals with

339 $1 \leq k \leq K$. The collected influence score \mathcal{X}_{ij}^k represents the judgement of the influence of
 340 factor i on factor j . The fuzzy logic is then introduced to deal with the ambiguities of \mathcal{X}_{ij}^k . The
 341 evaluation data in the matrices from the individual professional can be transferred into
 342 triangular fuzzy numbers. According to Chen and Hwang [39], \mathcal{X}_{ij}^k is transferred and
 343 expressed in positive triangular fuzzy numbers $\tilde{a}_{ij}^k = (l_{ij}^k, m_{ij}^k, r_{ij}^k)$ based on Table 2.

344

345 **Table 2** The fuzzy linguistic scale.

Linguistic terms	Influence score	Corresponding triangular fuzzy numbers
No influence	0	(0, 0, 1/3)
Low influence	1	(0, 1/3, 2/3)
Medium influence	2	(1/3, 2/3, 1)
High influence	3	(2/3, 1, 1)

346

347 **Step 2: Defuzzificating fuzzy numbers to crisp scores.** The defuzzification step
 348 transfers the fuzzy numbers of $\tilde{a}_{ij}^k = (l_{ij}^k, m_{ij}^k, r_{ij}^k)$ back to the crisp scores \tilde{a}_{ij}^k , which is
 349 performed as follows by Converting Fuzzy data into Crisp Scores algorithm [40], a highly
 350 recommended defuzzification method [33].

351 First, the fuzzy numbers of \tilde{a}_{ij}^k are normalised based on results from all professionals.

$$352 \quad l_{ij}'^k = \left(l_{ij}^k - \min_{1 \leq k \leq K} l_{ij}^k \right) / \left(\max_{1 \leq k \leq K} r_{ij}^k - \min_{1 \leq k \leq K} l_{ij}^k \right) \quad (2)$$

$$353 \quad m_{ij}'^k = \left(m_{ij}^k - \min_{1 \leq k \leq K} l_{ij}^k \right) / \left(\max_{1 \leq k \leq K} r_{ij}^k - \min_{1 \leq k \leq K} l_{ij}^k \right) \quad (3)$$

$$354 \quad r_{ij}'^k = \left(r_{ij}^k - \min_{1 \leq k \leq K} l_{ij}^k \right) / \left(\max_{1 \leq k \leq K} r_{ij}^k - \min_{1 \leq k \leq K} l_{ij}^k \right) \quad (4)$$

355 Secondly, the left score (ls) and right score (rs) can be calculated as:

$$356 \quad ls_{ij}^k = m_{ij}'^k / (1 + m_{ij}'^k - l_{ij}'^k) \quad (5)$$

$$357 \quad rs_{ij}^k = r_{ij}'^k / (1 + r_{ij}'^k - m_{ij}'^k) \quad (6)$$

358 Then, the total normalised value nx can be computed as:

$$359 \quad nx_{ij}^k = \left[ls_{ij}^k (1 - ls_{ij}^k) + rs_{ij}^k \times rs_{ij}^k \right] / (1 - ls_{ij}^k + rs_{ij}^k) \quad (7)$$

360 Lastly, the crisp score a_{ij}^k of the transferred fuzzy assessment \tilde{a}_{ij}^k can be computed as:

$$361 \quad a_{ij}^k = \min_{1 \leq k \leq K} l_{ij}^k + nx_{ij}^k \left(\max_{1 \leq k \leq K} r_{ij}^k - \min_{1 \leq k \leq K} l_{ij}^k \right) \quad (8)$$

362 **Step 3: Normalising and generating the average matrix.** Based on the above
 363 defuzzification, the new initial influence matrix of professional k is obtained as $A_k = [a_{ij}^k]_{n \times n}$.
 364 Here, the added normalisation step is applied to obtain the normalised initial influence matrix
 365 $D_k = [d_{ij}^k]_{n \times n}$ of professional k , which is the mapping from a_{ij}^k to $[0, 1]$. The commonly used
 366 method [32, 33, 36] is adopted for the normalisation as follows.

$$367 \quad D_k = s_k A_k \quad (9)$$

368 where

$$369 \quad s_k = \frac{1}{\max_{1 \leq i \leq n} \sum_{j=1}^n a_{ij}^k} \quad (10)$$

370 Then, the average matrix A that represents the combined evaluation results from all
 371 professionals can be obtained, with the element $a_{ij} (1 \leq i, j \leq n)$ calculated as:

$$372 \quad a_{ij} = \frac{1}{K} \sum_{k=1}^K d_{ij}^k \quad (11)$$

373 **Step 4: Calculating the normalised direct and indirect influence matrix.** The average
 374 matrix A can be normalised via equations (9) and (10) to calculate the normalised direct
 375 influence matrix D . Similar to obtaining the transition matrix of a Markov chain, the
 376 normalised indirect influence matrix ID can be computed from the normalised direct
 377 influence matrix D .

$$378 \quad ID = D^2 + D^3 + \dots + D^\infty = \sum_{h=2}^{\infty} D^h = D^2 (I - D)^{-1} \quad (12)$$

379 where I denotes the identity matrix.

380 **Step 5: Obtaining the total influence matrix.** The total influence matrix T containing
 381 both direct and indirect influences can be acquired based on the summation of D and ID as:

$$382 \quad T = D + ID = [D(1 - D) + D^2](I - D)^{-1} = D(I - D)^{-1} \quad (13)$$

383 **Step 6: Depicting the causal diagram.** Suppose t_{ij} is the (i, j) element of total influence
 384 matrix T , then the sum of the i th row r_i (total influences of factor F_i on others) and the sum of
 385 the j th column c_j (total influences of others on factor F_i) can be calculated as:

$$386 \quad r_i = \sum_{j=1}^n t_{ij} \quad (14)$$

$$387 \quad c_j = \sum_{i=1}^n t_{ij} \quad (15)$$

388 The importance degree $r+c$ and net effect degree $r-c$ can be computed. For factor F_i ,
 389 r_i+c_i is an index of the power of the influences per the factor (a measure of the importance of
 390 the factor), and r_i-c_i is an index of whether the factor has more impact on others or can be
 391 impacted by others (a measure of the net effect). The values of $r-c$ also categorise factors into
 392 cause and effect groups [33]. When the value of $r-c$ is positive, the factor belongs to the cause
 393 group. Otherwise, it belongs to the effect group. The causal diagram [32], also named as the
 394 cause-effect relationship diagram, can then be obtained by mapping the dataset of $(r+c, r-c)$,
 395 which visualises the complex causal relationships among factors.

396

397 5.2. Data collection

398 As illustrated in Fig. 2, there are following four main components for the data collection
 399 in this study for different purposes. Details of the participants in interviews, survey and focus
 400 group meetings are presented in Table 3. Relevant information regarding construction robots
 401 and the explanation of influencing factors are provided.

- 402 • Literature review, brainstorming and informal expert interviews were performed to
 403 identify the initial influencing factors.
- 404 • Semi-structured expert interviews were conducted to verify the identified influencing
 405 factors. Twenty experts covering different stakeholder groups were selected by
 406 purposeful sampling to ensure the representativeness of the sample [41].
- 407 • A matrix-based questionnaire survey derived from the identified influencing factors was
 408 carried out for collecting required data for the modified fuzzy DEMATEL method. An
 409 example of the questionnaire is illustrated in Fig. 3. Eighteen professionals were selected
 410 by purposeful sampling [41] to ensure their expertise in building construction and
 411 construction robotics and Hong Kong industry, as well as being informative about the
 412 topic of interest. The professionals were asked to evaluate the influence of one factor on
 413 other factors using a 4-point scale (no, low, medium and high).
- 414 • Two focus group meetings were organised to verify the results from the modified fuzzy
 415 DEMATEL, each involved eight professionals.

416 **Table 3** Details of the participants in interviews, survey and focus group meetings

Item	Descriptions	I*	Q	F	Total
Primary area of practice (professional)	Contractor (main and sub)	7	4	2	13
	Developer, Client and Investor	2	2	1	5
	Professional advisor	3	5	4	12

	Government and its agencies	3	1	3	7
	Manufacturer and Supplier	2	1	1	4
	Universities and professional bodies	3	6	5	14
Years of experience	5-9	3	7	4	14
	10-19	7	9	6	22
	More than 20 years	10	2	6	18
Total		20	18	16	54

417 *I=interviews; Q=DEMATEL questionnaire survey; F=focus group meeting

418

<p>Brief introduction: Please fill in the blank cells in the right table; For each blank cell, please evaluate and score the influence of the item <i>i</i> in the column to the one (<i>j</i>) in the row; Please find the descriptions of factors in the next sheet. <i>Example:</i> If you think economic environment has a medium influence on productivity in building construction, then you should enter "2" in the second</p>		<p>Influencing factors 0, if variable <i>i</i> has no influence on variable <i>j</i> 1, if variable <i>i</i> has a low influence on variable <i>j</i> 2, if variable <i>i</i> has a medium influence on variable <i>j</i> 3, if variable <i>i</i> has a high influence on variable <i>j</i></p>	Economic environment	Productivity (labour, time, etc.)	Construction cost (material, labour, etc.)	...	Availability of robotic technology					
	No.											
	1 Economic environment							2				
	2 Productivity (labour, time, etc.)											
	3 Construction cost (material, labour, etc.)											
...												
25 Availability of robotic technology												

419

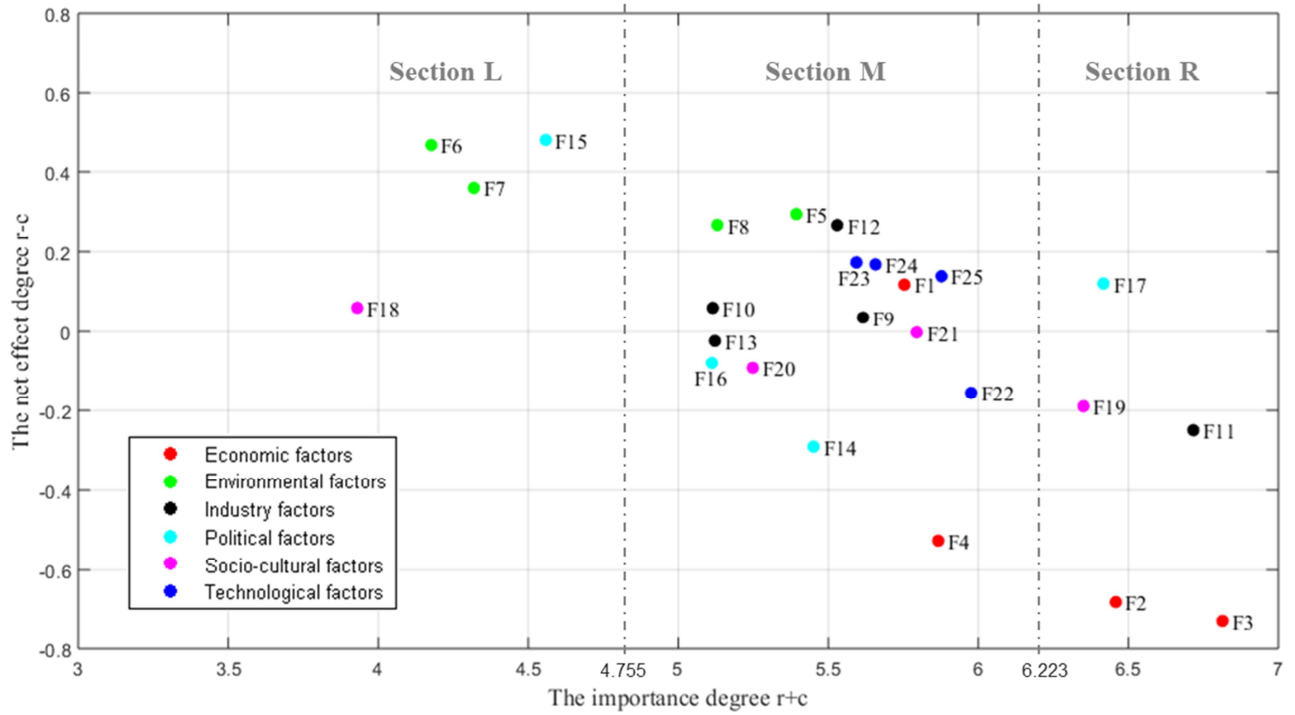
420 **Fig. 3.** An example of the questionnaire for performing the modified fuzzy DEMATEL

421 **6. Results and analyses**

422 The influencing factors were verified by relevant experts that are inclusive and
423 influential to the future utilisation of construction robots for buildings in Hong Kong.
424 Cronbach’s α was used to estimate the reliability of the DEMATEL questionnaire [32]. The
425 value of Cronbach’s α from data on all the 600 assessed cells was 0.993 and it revealed that
426 the questionnaire used is highly reliable ($\alpha > 0.7$).

427 According to the procedures introduced in the modified fuzzy DEMATEL method, the
428 collected data from the questionnaire can be transferred based on Table 2 and defuzzified from
429 equations (2) to (8). Then, the normalised direct influence matrix *D* and the total influence
430 matrix *T* (Table 4) can be obtained from equations (9) to (13). Based on *T*, the sum of each
431 row *r* and column *c* can be calculated using equations (14) and (15). The importance degree
432 *r+c* and the net effect degree *r-c* can be computed to further determine the importance
433 ranking and causal groups, as shown in Table 4. The causal diagram (Fig. 4) can then be
434 drawn by mapping the dataset of (*r+c*, *r-c*). An exploratory analysis of factors is further

435 provided regarding the importance and causality of the influence, based on Table 5 and Fig.
 436 4, with consideration of the degree of importance, cause-effect group, r and c values. Key
 437 factors influencing the future utilisation of construction robots in Hong Kong can thereby be
 438 figured out.



439
 440
 441

Fig. 4. The causal diagram of factors

442 **Table 4** The total influence matrix T

	F1	F2	F3	F4	F5	F6	F7	F8	F9	F10	F11	F12	F13	F14	F15	F16	F17	F18	F19	F20	F21	F22	F23	F24	F25
F1	0.104	0.156	0.129	0.118	0.127	0.090	0.123	0.148	0.098	0.145	0.116	0.125	0.131	0.122	0.118	0.134	0.104	0.156	0.129	0.118	0.127	0.090	0.123	0.148	0.098
F2	0.114	0.154	0.105	0.104	0.132	0.080	0.123	0.135	0.080	0.136	0.117	0.122	0.126	0.109	0.112	0.117	0.114	0.154	0.105	0.104	0.132	0.080	0.123	0.135	0.080
F3	0.115	0.161	0.118	0.119	0.128	0.086	0.124	0.137	0.091	0.136	0.115	0.124	0.131	0.114	0.115	0.122	0.115	0.161	0.118	0.119	0.128	0.086	0.124	0.137	0.091
F4	0.096	0.139	0.101	0.104	0.110	0.072	0.103	0.128	0.080	0.134	0.098	0.112	0.127	0.107	0.103	0.118	0.096	0.139	0.101	0.104	0.110	0.072	0.103	0.128	0.080
F5	0.105	0.149	0.109	0.114	0.108	0.099	0.095	0.131	0.083	0.141	0.110	0.113	0.127	0.106	0.104	0.113	0.105	0.149	0.109	0.114	0.108	0.099	0.095	0.131	0.083
F6	0.095	0.121	0.087	0.102	0.091	0.086	0.086	0.111	0.083	0.105	0.083	0.084	0.095	0.084	0.086	0.089	0.095	0.121	0.087	0.102	0.091	0.086	0.086	0.111	0.083
F7	0.086	0.125	0.088	0.087	0.092	0.095	0.082	0.108	0.066	0.112	0.091	0.085	0.095	0.085	0.088	0.091	0.086	0.125	0.088	0.087	0.092	0.095	0.082	0.108	0.066
F8	0.102	0.140	0.101	0.104	0.114	0.107	0.094	0.121	0.074	0.132	0.108	0.109	0.118	0.096	0.101	0.105	0.102	0.140	0.101	0.104	0.114	0.107	0.094	0.121	0.074
F9	0.106	0.150	0.113	0.101	0.113	0.075	0.108	0.129	0.075	0.140	0.114	0.124	0.139	0.115	0.116	0.117	0.106	0.150	0.113	0.101	0.113	0.075	0.108	0.129	0.075
F10	0.073	0.138	0.096	0.106	0.102	0.075	0.089	0.115	0.073	0.125	0.107	0.107	0.114	0.107	0.116	0.109	0.073	0.138	0.096	0.106	0.102	0.075	0.089	0.115	0.073
F11	0.127	0.121	0.119	0.135	0.134	0.102	0.118	0.142	0.094	0.149	0.131	0.136	0.145	0.129	0.132	0.133	0.127	0.121	0.119	0.135	0.134	0.102	0.118	0.142	0.094
F12	0.097	0.141	0.082	0.107	0.122	0.082	0.126	0.126	0.079	0.141	0.108	0.122	0.135	0.118	0.121	0.127	0.097	0.141	0.082	0.107	0.122	0.082	0.126	0.126	0.079
F13	0.108	0.134	0.094	0.072	0.095	0.072	0.086	0.113	0.088	0.119	0.101	0.100	0.113	0.104	0.105	0.107	0.108	0.134	0.094	0.072	0.095	0.072	0.086	0.113	0.088
F14	0.094	0.125	0.102	0.090	0.081	0.071	0.117	0.120	0.070	0.122	0.117	0.117	0.113	0.097	0.097	0.104	0.094	0.125	0.102	0.090	0.081	0.071	0.117	0.120	0.070
F15	0.092	0.135	0.090	0.097	0.095	0.057	0.082	0.117	0.065	0.120	0.099	0.100	0.106	0.091	0.090	0.099	0.092	0.135	0.090	0.097	0.095	0.057	0.082	0.117	0.065
F16	0.090	0.119	0.108	0.087	0.125	0.068	0.072	0.111	0.072	0.118	0.104	0.117	0.108	0.094	0.098	0.102	0.090	0.119	0.108	0.087	0.125	0.068	0.072	0.111	0.072
F17	0.121	0.151	0.116	0.101	0.131	0.082	0.117	0.107	0.084	0.154	0.121	0.130	0.140	0.138	0.140	0.147	0.121	0.151	0.116	0.101	0.131	0.082	0.117	0.107	0.084
F18	0.073	0.101	0.074	0.089	0.082	0.059	0.078	0.087	0.043	0.093	0.080	0.081	0.084	0.084	0.081	0.084	0.073	0.101	0.074	0.089	0.082	0.059	0.078	0.087	0.043
F19	0.118	0.157	0.121	0.117	0.126	0.094	0.114	0.143	0.082	0.111	0.119	0.131	0.145	0.128	0.133	0.134	0.118	0.157	0.121	0.117	0.126	0.094	0.114	0.143	0.082
F20	0.099	0.131	0.097	0.095	0.120	0.074	0.103	0.124	0.073	0.122	0.075	0.115	0.111	0.098	0.097	0.102	0.099	0.131	0.097	0.095	0.120	0.074	0.103	0.124	0.073
F21	0.103	0.138	0.107	0.102	0.130	0.077	0.121	0.132	0.078	0.137	0.114	0.087	0.129	0.109	0.114	0.112	0.103	0.138	0.107	0.102	0.130	0.077	0.121	0.132	0.078
F22	0.112	0.143	0.111	0.107	0.114	0.082	0.099	0.137	0.079	0.143	0.106	0.118	0.096	0.135	0.130	0.131	0.112	0.143	0.111	0.107	0.114	0.082	0.099	0.137	0.079
F23	0.111	0.144	0.108	0.106	0.119	0.078	0.100	0.147	0.076	0.153	0.109	0.123	0.135	0.087	0.137	0.132	0.111	0.144	0.108	0.106	0.119	0.078	0.100	0.147	0.076
F24	0.112	0.145	0.108	0.114	0.120	0.083	0.107	0.137	0.078	0.152	0.118	0.124	0.136	0.133	0.089	0.139	0.112	0.145	0.108	0.114	0.120	0.083	0.107	0.137	0.078
F25	0.117	0.142	0.110	0.113	0.120	0.079	0.108	0.146	0.077	0.148	0.113	0.123	0.133	0.128	0.129	0.092	0.117	0.142	0.110	0.113	0.120	0.079	0.108	0.146	0.077

443 **Table 5** Degree of total influence of factors

	<i>r</i>	<i>c</i>	<i>r + c</i>	<i>r - c</i>	Importance ranking	Group*
<i>Economic factors</i>			6.223	-0.455		
F1: Economic environment	2.936	2.818	5.753	0.118	10	Cause
F2: Productivity	2.889	3.570	6.458	-0.681	3	Effect
F3: Construction cost	3.043	3.771	6.814	-0.729	1	Effect
F4: Initial investment cost and economic performance associated with robots	2.670	3.196	5.866	-0.526	8	Effect
<i>Environmental factors</i>			4.755	0.348		
F5: Demand for environmentally friendly buildings	2.844	2.549	5.394	0.295	16	Cause
F6: Land resource for building construction	2.323	1.854	4.177	0.469	24	Cause
F7: Climate change	2.339	1.979	4.319	0.360	23	Cause
F8: Awareness of environmental impacts of construction activities	2.699	2.431	5.130	0.268	18	Cause
<i>Industry factors</i>			5.620	0.018		
F9: Fragmentation and collaboration of the industry	2.826	2.790	5.616	0.036	12	Cause
F10: Unstructured, dynamic and unique site environment	2.588	2.528	5.115	0.060	20	Cause
F11: The scale of prefabrication	3.234	3.483	6.717	-0.249	2	Effect
F12: Globalisation in construction	2.899	2.631	5.530	0.268	14	Cause
F13: Building typology	2.549	2.573	5.122	-0.024	19	Effect
<i>Political factors</i>			5.385	0.058		
F14: Government labour policy	2.580	2.871	5.451	-0.290	15	Effect
F15: Charging for Construction Waste Disposal	2.520	2.038	4.559	0.482	22	Cause
F16: Government policy on foreign workers	2.516	2.596	5.112	-0.080	21	Effect
F17: Governmental support on robotics applications in construction	3.269	3.148	6.417	0.121	4	Cause
<i>Socio-cultural factors</i>			5.331	-0.056		
F18: Size and number of households	1.995	1.935	3.930	0.060	25	Cause
F19: Culture of innovation in the industry	3.081	3.270	6.351	-0.189	5	Effect
F20: Occupational safety & health performance	2.578	2.670	5.248	-0.092	17	Effect
F21: Work structure and organisation	2.896	2.899	5.795	-0.002	9	Effect
<i>Technological factors</i>			5.776	0.081		
F22: The uptake of information and communication technology	2.910	3.066	5.976	-0.155	6	Effect
F23: Technological difficulty to provide robotics performance features	2.883	2.710	5.594	0.173	13	Cause
F24: Ease of use of robots	2.913	2.745	5.657	0.168	11	Cause
F25: Availability of construction robotics	3.008	2.869	5.877	0.139	7	Cause

444 *: If $r-c > 0$, the factor belongs to the cause group, otherwise it belongs to the effect group [32].

445

446 **6.1. Importance analysis**

447 The $r+c$ value reveals how important a factor is to the entire system, thus facilitating the
448 identification of vital factors. According to Table 5, economic factors, on average, have the
449 highest $r+c$ (6.223), followed by technological factors (5.776), industry factors (5.620),
450 political factors (5.385) and socio-cultural factors (5.331), while environmental factors have
451 the lowest (4.755). The highest and lowest $r+c$ values of essential areas are then considered

452 as thresholds to visually divide individual elements into three sections, as seen in Fig. 4. The
453 right part ($r+c \geq 6.223$), referred to as Section R, includes F3, F11, F2, F17 and F19, which
454 are the most critical factors that should be prioritised as key. The left part ($r+c \leq 4.775$),
455 denoted as Section L, contains F18, F6, F7 and F15, which are the least critical ones, have no
456 critical influence on the system and cannot be recognised as key. The remaining factors are in
457 the middle section ($4.775 < r+c < 6.223$), named as Section M, among which are the most
458 significant and influential ones which should be deemed as critical factors.

459

460 6.2. Cause-effect analysis

461 The influential power (net effect degree) of the factor is indicated by the $r-c$ value which
462 is applied in the DEMATEL method to determine the key factors. Individual elements are
463 divided into cause and effect groups according to whether their $r-c$ values are positive or
464 negative. The causal factors are impulsive ones and exert a greater influence on others that
465 are normally accepted to be valued. Conversely, the effect factors are reactive, and they tend
466 to be more easily impacted by others making them less critical to some extent.

467 Concerning the factors in Section R, only F17 is causal, which implies its high
468 influential impact upon others. The other four factors belong to effect group with negative $r-c$
469 values. Nevertheless, the values of the influential impact index (r) of these vital effect
470 elements are relatively high among all the factors, which suggests that they also have
471 noticeable impacts on others. Therefore, considering the importance degree and the
472 influential impact index, all factors in Section R are recognised as key.

473 For Section M, more emphasis should be placed on the causal factors, which dispatch
474 more significant impacts on others than they receive. F5 has the highest $r-c$ value in the
475 section and a relatively high influential impact index r , although its importance score $r+c$ is
476 relatively low, it ranks top among the environmental factors. The cluster of key elements
477 should be comprehensive enough to sketch the big-picture view of the future utilisation of
478 construction robots. However, environmental factors should not be ignored. Therefore, F5 is
479 also suggested as a key factor. Additionally, F25 is the most important causal factor with the
480 highest influential impact index (r) in the section, which means it can play a pivotal role in
481 influencing the future development and application of construction robots and it is identified
482 as a key factor. The importance degree of F1 ranks second among all causal factors in Section
483 M, but it is the lowest among economic factors. Compared to F2 and F3, F1 is less dominant
484 in influencing the system and thus not considered as crucial. F24 ranks third regarding

485 importance degree ($r+c$) and influential impact index (r) among causal factors in the section,
486 showing its significance and influential force on the system. Since the importance of the
487 technological area is high, F24 and F25 are regarded as pivotal factors too. Regarding the
488 effect factor, F21 has the highest $r-c$ value slightly below zero, which indicates that F21 is
489 merely net affected by others. Furthermore, it also has a considerable impact on the system.
490 Consequently, it is also considered as a vital factor with a compelling impact on the system.
491 The remaining factors are not considered as key ones due to their relatively low influential
492 impacts and importance degree.

493 Factors in Section L are all in the effect group. However, they all possess very low
494 influential impact indices (r) and influenced impact indices (c), which lead to their small
495 importance scores ($r+c$). Thus, they cannot have a critical influence on the system and are
496 excluded in the set of critical factors.

497

498 6.3. Rationality and superiority of the modified fuzzy DEMATEL

499 Comparative tests were conducted using the traditional fuzzy DEMATEL and the
500 modified fuzzy DEMATEL for method validation. The similarity of importance ranking and
501 cause-effect grouping between methods can be used to illustrate the rationality of the new
502 method [35]. Consistent results are obtained for two methods, indicating that the modified
503 method is reasonable. Spearman's rank correlation coefficient [42] between importance
504 ranking of two methods is 0.995 ($p < 0.01$), which reflects their high similarity. Besides, the
505 modified fuzzy DEMATEL can also ascertain the reliability of the combined judgement and
506 avoid the unequal weights caused by different judgment criteria, especially when the sample
507 size is small. The effects of the assessment from every expert on the final factor ranking and
508 grouping were tested in two methods by comparing the original results with results obtained
509 when removing one assessment sample. The modified fuzzy DEMATEL provides better
510 performance for acquiring consistent results with reduced samples. Statistically, Kendall's
511 coefficient of concordance (W) [42] was used to show the ranking consistency of all testing
512 samples. Results from the modified fuzzy DEMATEL ($W=0.991$, $p < 0.001$) has a higher
513 Kendall's W , indicating a greater consistency than from the traditional fuzzy DEMATEL
514 ($W=0.980$, $p < 0.001$). Although the testing reveals that results from both methods are
515 consistent and reliable, one sole judgement interferes less with the combined judgement in
516 the modified fuzzy DEMATEL than the traditional one, demonstrating its enhanced

517 robustness and accuracy of the combination of judgement. In sum, the modified fuzzy
518 DEMATEL is proved reasonable and superior.

519

520 6.4. Key influencing factors verification

521 Nine fundamental factors were determined from the modified fuzzy DEMATEL analysis
522 and verified by two focus group meetings. The results were first presented, and then the
523 importance of the factors was discussed within the multi-factorial network influencing the
524 future of construction robots in practice. Two additional factors, F4 (initial investment cost
525 and economic performance associated with robots) and F22 (the uptake of information and
526 communication technology), are taken into consideration after the discussion. F4, albeit
527 strongly affected by others, was argued to be the most direct indicator to assess the
528 attractiveness of construction robots and allows a more intuitive understanding of the future
529 scenarios. F22 is recognised as a critical foundation and a facilitator for construction robots
530 under technology co-evolution in the construction industry, which may not be readily
531 traceable from other factors.

532 To sum up, eleven key influencing factors covering the six influence areas were
533 extracted: F2, F3, F4, F5, F11, F17, F19, F21, F22, F24 and F25. These are the most crucial
534 ones to influence the future understanding, exploration and utilisation of construction robots
535 for buildings in Hong Kong.

536

537 7. Discussion

538 7.1. Discussion on Influence areas

539 The results from the empirical study illustrate the potential impacts from different
540 influencing areas on the future utilisation of construction robots for building in Hong Kong
541 and reveal the complicated interactions of the factors. The empirical results suggest that
542 economic and technological areas are, in general, most significant on the future use of
543 construction robots, which contrary to past research findings [12, 20]. Besides, the systems
544 perspective and examination of the causality among factors contribute to more noteworthy
545 findings on influence areas, the implications of which are elucidated below.

546 Firstly, the economic area may act as a double-edged sword affecting the future use of
547 construction robots in Hong Kong. The need for better economic performance (e.g.
548 productivity) can force the industry towards robotics, but the continued focus on only the

549 economic justification of technology [11] inhibit the real-world practice. This also explains
550 the slow uptake of construction robots in real-world practice, where high uncertainties result
551 in high risks. Construction robots are still in their infancy with uncertainties, and efforts
552 should be channelled to factors beyond economic ones, for instance, technology development
553 and transfer.

554 Secondly, the technological factors could play a dominant role in shaping the future
555 uptake of construction robotics, consistent with previous studies [9, 24]. Greater use could be
556 achieved not only through improved technological capability, interoperability and
557 availability, but also from a more youthful, vibrant and knowledge-intensive industry
558 influenced by technological development. However, individual technological factors are not
559 the most important ones from the study, which may partly explain the minimal real-world
560 adoption, albeit substantial technology development and advancement. There is a great need
561 to focus more on the “soft” aspects and requirements from different stakeholders.

562 Thirdly, environmental pressures from landscape and regime could actively drive the
563 utilisation of construction robots. Notwithstanding that environmental factors are identified as
564 the least important ones, they are causal factors that could influence the future trajectory of
565 others, thereby directly and indirectly impacting on the robotic applications. A few studies
566 verified that the use of construction automation and robotics could improve sustainability in
567 construction, but such an environmental consideration has not been widely embedded in
568 current technology design and development [5, 25]. The results further demonstrated the
569 influential power of the environmental area and its direct benefits gained from construction
570 robots. Environmental attractiveness could actively promote future technology application.
571 Such impetus might be further strengthened by the increasing emphasis on environmental
572 aspects in performance metrics, which enables the emergence of a more sustainable
573 technology than through conventional development or requirements engineering processes.

574

575 7.2. Discussion on key influencing factors

576 In terms of key influencing factors, eleven were identified to play a pivotal role in
577 swaying the future use of construction robots owing to their high importance and net
578 influence, together providing the big-picture view of the future robotic utilisation. In
579 particular, “construction cost” (F3), “governmental support on robotics applications in
580 construction” (F17) and “the scale of prefabrication” (F11) are the most critical ones.

581 Firstly, “construction cost” was identified as the most important factors, which is
582 commonly deemed as a critical driver for pushing construction down the automation and
583 robotic path [12]. Hong Kong is facing pressing challenges in high construction costs [7],
584 while the increasing pressure on the construction costs could be the top driver to shift the
585 industry from relying on human workers to robotic labour in the future. However, as noted, it
586 should be judged together with other factors to understand the plausible scenarios in future
587 usage.

588 Secondly, “governmental support on robotics applications in construction” was
589 identified as the most important factor in the causal group. Government plays an essential
590 role to underpin the use of advanced technologies like construction robots concerning R&D
591 investments, offering incentive schemes and formulating regulations and standards [1]. This
592 has been the backup force to the robotics capabilities in countries like Japan and the USA
593 [12]. As the largest developer in Hong Kong, the government could exert a broader influence
594 on the future utilisation of construction robots. Specifically, the government should engage
595 more directly and influentially to promote construction robots through adoption and
596 demonstration in public projects or pilot projects, and should actively liaise with different
597 stakeholders across the entire sector to gear up the technology development and knowledge
598 sharing of construction robots.

599 Thirdly, “the scale of prefabrication” was identified as the second most important factor
600 in the causal group, which has not highlighted in previous relevant studies. Prefabrication has
601 played an essential role in building and construction in Hong Kong for decades, particularly
602 in the public sector, as it has been applied to successfully achieve a significant reduction in
603 time, waste and on-site labour requirements [6, 7, 24]. It is foreseeable that prefabrication
604 will continue to develop, and the scale might increase in both the percentage and intensity of
605 use. The influence on the uptake of robots can be multifaceted. It could positively affect the
606 controllability of robots in the more regulated site environment, but may push robotics
607 towards off-site manufacturing and limit the economic potential for on-site use. Thus, one
608 potential technical direction of construction robots should address the issue of how to
609 harmonically integrate on-site robotics with prefabrication or modularisation [28].

610 The results together also show that the successful shift of construction techniques
611 towards robotics may undergo a socio-technical transition in the industry, influenced by the
612 political support and environmental pressure from the landscape, regime level changes and
613 technological advancement at the niche level, resulting in social and economic benefits in the
614 building construction regime. So far, in the field of construction robotics, considerable

615 attention has been directed to technology development [2-4], but little to the broader, non-
616 technical aspects such as stakeholder acceptability, business models, societal functions,
617 sustainability and marketability. Thus, more interdisciplinary efforts and systems approach
618 are needed to foster future use and development solutions of construction robots.

619

620 **8. Conclusions and future work**

621 This research attempts to comprehensively explore and analyse the factors interactively
622 influencing the real-world utilisation of construction robots, which have long been expected
623 to open up new and enormous possibilities in the industry with substantial benefits. This
624 paper has developed a modified fuzzy DEMATEL method and adopted a systems approach
625 to investigate the factors influencing the utilisation of construction robots with the case of
626 Hong Kong. Based on a multi-dimensional, multi-level systems exploration and synthesis, 25
627 influencing factors for the breakthrough of construction robots were identified and verified. A
628 structural model of identified factors was developed to construct the questionnaire for data
629 collection. The fuzzy DEMATEL method was modified to minimise the combination
630 inaccuracies involved in different judgment criteria by professionals and provides results with
631 improved robustness and accuracy, which was applied for factor analysis regarding
632 interactions and importance. Notably, 11 key influencing factors were highlighted for focus.
633 The most influential and prominent ones were found to be “construction cost”,
634 “governmental support on robotics applications in construction” and “the scale of
635 prefabrication”, further emphasising the need to link the development of construction robots
636 to non-technological issues.

637 The findings demonstrate that influencing factors are highly interrelated, and their
638 intertwined impacts may explain why the previous focus on technology advancement or
639 technology-associated factors is not enough to fundamentally promote real-world practices.
640 The findings further indicate that the successful shift of construction techniques towards
641 robotics may undergo a socio-technical transition. Political support and environmental
642 pressure from the landscape, regime level changes and technological advancement at the
643 niche level provide impetus to the transformation, resulting in social and economic benefits
644 in the building construction regime. These findings supplement previous studies by enriching
645 the broad perspectives and extending the causal relationships among factors influencing the
646 utilisation of construction robots.

647 In summary, this paper has made several fundamental contributions. Theoretically, a
 648 systems framework was presented to enable a holistic understanding of the influencing
 649 factors of the future utilisation of construction robots, which is illustrated by the case in Hong
 650 Kong, and may also apply to other countries and regions. Methodologically, the modified
 651 fuzzy DEMATEL method improves reliability and rigour of the combination of judgement
 652 and strengthens the analysis and findings, which could be readily applicable to other similar
 653 research problems. Practically, the empirical study in Hong Kong demonstrates the
 654 evaluation of key influencing factors and the exploration of causal relationships among
 655 factors, and thereby shedding new light on the future development and implementation of
 656 construction robots. More future studies are needed on the “soft” aspects and different
 657 stakeholders’ requirements to drive the practical implementation of construction robots.
 658 Detailed utilisation scenarios to fit for societal movement are also recommended for future
 659 research, which could support strategic decision-making for different stakeholders. Besides,
 660 referring to the case of Hong Kong, later studies could construct the model of influencing
 661 factors to guide technological development in other cities and countries, which are in a
 662 similar state of transition from conventional to advanced construction technology and are
 663 pursuing the potential of construction robots.

664

665 **Acknowledgements**

666 The work was supported by a grant from the Germany / Hong Kong Joint Research
 667 Scheme sponsored by the Research Grants Council of Hong Kong (Reference No. G-
 668 HKU704/15) and the German Academic Exchange Service (DAAD Grant No. 57217359).

669

670 **Appendix A. The full list of initial identified influencing factors**

671 **Table A.1.** The full list of initial identified influencing factors

Influence areas	No.	Influence factors	Level*	Sources**
Economic (10 Factors)	1	Economic environment	L	[12, 22]
	2	The sharing economy	L	[10]
	3	Construction material cost	R	[1, 10, 21]
	4	Construction labour cost	R	[1, 10, 20, 21]
	5	Need for productivity improvement	R	[1, 6, 20-22]
	6	Need for quality improvement	R	[1, 25]
	7	Construction cost	R	[1, 10, 21]
	8	Tight project timeframes	R	[12]
	9	Initial investment cost associated with robotics	N	[12]
	10	Economic performance of construction robots	N	[6, 11, 12]
Environmental (8 Factors)	11	City's agenda for sustainable development	L	E
	12	Demand for environmentally friendly buildings	L	[10]

	13	Land resource for building construction	L	[5, 6]
	14	Climate change	L	[10, 26]
	15	Air quality	L	[5]
	16	Construction waste situation	R	[5, 10]
	17	Awareness of environmental impact of construction activities	R	[1, 5, 6, 10, 22, 26]
	18	Construction energy consumption situation	R	[5, 26]
Industry (10 Factors)	19	Fragmentation of the industry	R	[1, 6, 12, 22, 27]
	20	Globalisation in construction	R	[9, 10]
	21	Unstructured, dynamic and unique site environment	R	[6, 11,12]
	22	Repeatability of tasks	R	[12, 20]
	23	Diversity of tasks and work processes	R	[12, 27]
	24	Project delivery methods	R	[26]
	25	Internal and cross-industry collaboration	R	[1, 6, 22]
	26	The scale of prefabrication	R	[4, 9, 10]
	27	Unsuitable building design to support	R	[1, 11, 12]
	28	Building height and diversity	R	[10, 21, 22]
Legal (3 Factors)	29	Employment law (e.g. Occupational Safety & Health, working hours)	R	[10, 12, 27]
	30	Environmental legislation of construction works (e.g. Charging for Construction Waste Disposal)	R	[5, 12]
	31	Legal issues for robots (e.g. liability, responsibility)	N	B
Political (6 Factors)	32	Working Hours Policy	L	B
	33	Government policies on foreign workers	L	[12]
	34	Institutional barriers in project delivery	L	[12]
	35	Public procurement	R	[1, 6]
	36	Governmental support and incentives on robotics applications in construction	N	[1, 6]
	37	Relevant industry standards and guidance	N	[1, 27]
Socio-cultural (14 Factors)	38	Size and number of households	L	[10]
	39	Ageing population	L	[10, 12]
	40	Unemployment rate	L	B
	41	Population growth and urbanisation	L	[12]
	42	Gender gap of workers in the industry	R	[10]
	43	Culture of innovation in the industry	R	[10, 22]
	44	Need for safety and health improvement of workers	R	[1, 6, 20, 21]
	45	Willingness of the young generation to enter the industry	R	[10]
	46	Education and training	R	[10, 12, 22]
	47	Shortage of skilled labour	R	[6, 10, 20, 22]
	48	Age structure of the workforce in construction	R	[6, 10]
	49	Awareness of technology by the industry	N	[12]
	50	Awareness and acceptance by workers and workers union (mind set)	N	[11, 12]
	51	Managerial apprehension of robots	N	[11]
Technological (14 Factors)	52	Global penetration of construction robotics	L	B
	53	R&D efforts on construction innovations (robots)	L	[12]
	54	The development of artificial intelligence	L	[10]
	55	The development of sensor technology	L	[10]
	56	Architectural freedom	R	[21]
	57	The uptake of information and communication technology in construction	R	[10]
	58	Technological difficulty to provide robotics performance features	N	[9, 11, 12, 20]
	59	Technology complexity	N	E

60	Technology compatibility	N	E
61	Technology interoperability	N	[6, 9, 11]
62	Size, weight and power supply of robotic technology	N	[9, 11]
63	Ease of use of robotics	N	[3, 9, 12]
64	Relative advantage of robotics	N	[9]
65	Availability of construction robotics	N	[12]

672 *: L – landscape level; R – regime level; N – niche innovations level

673 **: E: additional ones from expert interviews; B: additional ones from brainstorming

674

675 **Appendix B. The definition of notations**

676 The definition of key notations used in the modified fuzzy DEMATEL method are
677 summarised below.

678 n : the total number of influencing factors from F1 to Fn

679 K : the total number of professionals in the evaluation

680 x_{ij}^k : the influence score given by professional k that represents the judgement of influence of
681 factor i on factor j

682 $X_k = [x_{ij}^k]_{n \times n}$: the initial influence matrix representing the pair-wise influence of factors
683 evaluated by professional k

684 $\tilde{a}_{ij}^k = (l_{ij}^k, m_{ij}^k, r_{ij}^k)$: the triangular fuzzy numbers represent the influence score x_{ij}^k by professional
685 k

686 a_{ij}^k : the calculated crisp scores of fuzzy numbers \tilde{a}_{ij}^k represent x_{ij}^k

687 $A_k = [a_{ij}^k]_{n \times n}$: the new initial influence matrix from professional k

688 $D_k = [d_{ij}^k]_{n \times n}$: the normalised initial influence matrix from professional k

689 A : the average matrix of the normalised initial influence matrices from K professionals

690 D : the normalised direct influence matrix from K professionals

691 ID : the normalised indirect influence matrix from K professionals

692 T : the total influence matrix from K professionals

693 t_{ij} : the (i, j) element of total influence matrix T

694 r_i : the sum of the i th row of total influence matrix T that denotes the total influences of factor
695 F_i on others

696 c_j : the sum of the j th column of total influence matrix T that denotes total influences of others
697 on factor F_j

698 $r_i + c_i$: an index of the power of the influences per the factor (a measure of the importance)

699 $r_i - c_i$: an index of whether the factor has more impact on others or can be impacted by others
700 (a measure of the net effect)

701

702 **References**

703 [1] World Economic Forum, Shaping the Future of Construction: A Breakthrough in Mindset
704 and Technology. [https://www.weforum.org/reports/shaping-the-future-of-construction-a-](https://www.weforum.org/reports/shaping-the-future-of-construction-a-breakthrough-in-mindset-and-technology)
705 [breakthrough-in-mindset-and-technology](https://www.weforum.org/reports/shaping-the-future-of-construction-a-breakthrough-in-mindset-and-technology), 2016. (accessed 18 July 2018).

- 706 [2] Bock T., The future of construction automation: Technological disruption and the
707 upcoming ubiquity of robotics, *Automation in Construction*, 59 (2015) 113-121.
708 <https://doi.org/10.1016/j.autcon.2015.07.022>.
- 709 [3] Bogue, R., What are the prospects for robots in the construction industry? *Industrial*
710 *Robot: An International Journal*, 45 (2018) 1-6. <https://doi.org/10.1108/IR-11-2017-0194>.
- 711 [4] Saidi K.S., Bock T., Georgoulas C., Robotics in construction, in: B. Siciliano, O. Khatib
712 (Ed.), *Springer Handbook of Robotics*, second ed., Springer, Cham, Switzerland, 2016, pp.
713 1493-1520. <http://doi.org/10.1007/978-3-319-32552-1>
- 714 [5] Pan M., Linner T., Cheng H.M., Pan W., Bock T., A framework of indicators for
715 assessing construction automation and robotics in the sustainability context, *Journal of*
716 *Cleaner Production*, 182 (2018) 82-95. <https://doi.org/10.1016/j.jclepro.2018.02.053>.
- 717 [6] Wong J., Zhang J., Lee J., A vision of the future construction industry of Hong Kong,
718 32nd International Symposium on Automation and Robotics in Construction and Mining:
719 Connected to the Future, Oulu, Finland, June 15-18, 2015.
720 <https://doi.org/10.22260/isarc2015/0110>.
- 721 [7] Cousineau L., Nobuyasu M., *Construction robots: the search for new building technology*
722 *in Japan*, ASCE press, Reston, USA, 1998.
- 723 [8] Bock T., Linner T., *Construction Robots: Elementary Technologies and Single-Task-*
724 *Construction Robots*, Cambridge University Press, New York, USA, 2016.
- 725 [9] Development Bureau, *Construction 2.0 - Time to change*. Hong Kong, 2018).
726 <https://www.hkc2.hk/en> (accessed 2 December 2018).
- 727 [10] Quezada G., Bratanova A., Boughen N., Hajkowicz S., *Farsight for construction:*
728 *Exploratory scenarios for Queensland's construction industry to 2036*, 2016.
729 http://csq.org.au/csq/media/Common/Knowledge%20Centre/Knowledge%20Centre%20Publications/CSQ_Farsight_Report_2016_LR.pdf (accessed 5 April 2017).
- 730
- 731 [11] Warszawski A., Navon R., Implementation of robotics in building: Current status and
732 future prospects, *Journal of Construction Engineering and Management*, 124 (1998) 31-41.
733 [http://doi.org/10.1061/\(ASCE\)0733-9364\(1998\)124:1\(31\)](http://doi.org/10.1061/(ASCE)0733-9364(1998)124:1(31)).
- 734 [12] Mahbub R., An investigation into the barriers to the implementation of automation and
735 robotics technologies in the construction industry. Doctoral dissertation, Queensland

- 736 University of Technology, 2008.
737 https://eprints.qut.edu.au/26377/1/Rohana_Mahbub_Thesis.pdf (accessed 5 January 2018).
- 738 [13] Geels F.W., Processes and patterns in transitions and system innovations: refining the
739 co-evolutionary multi-level perspective, *Technological Forecasting and Social Change*, 72
740 (2005) 681-696. <http://doi.org/10.1016/j.techfore.2004.08.014>.
- 741 [14] Spencer, M.B., Phenomenology and ecological systems theory: Development of diverse
742 groups, *Handbook of child psychology*, 2006.
- 743 [15] Pan, W., Pan, M., A dialectical system framework of zero carbon emission building
744 policy for high-rise high-density cities: Perspectives from Hong Kong, *Journal of Cleaner
745 Production*, 205 (2018) 1-13. <https://doi.org/10.1016/j.jclepro.2018.09.025>
- 746 [16] Pan, W., Chen, L., Zhan, W., 2018. PESTEL analysis of construction productivity
747 enhancement strategies: A case study of three economies, *Journal of Management in
748 Engineering*, 35(1), 05018013. [https://doi.org/10.1061/\(ASCE\)ME.1943-5479.0000662](https://doi.org/10.1061/(ASCE)ME.1943-5479.0000662).
- 749 [17] Bossle, M. B., de Barcellos, M. D., Vieira, L. M., Sauvée, L., The drivers for adoption of
750 eco-innovation, *Journal of Cleaner Production*, 113 (2016) 861-872.
751 <https://doi.org/10.1016/j.jclepro.2015.11.033>.
- 752 [18] Hong Kong Trade Development Council (HKTDC), Real Estate and Construction
753 Services Industry in Hong Kong, 2018. [http://hong-kong-economy-
754 research.hktdc.com/business-news/article/Hong-Kong-Industry-Profiles/Real-Estate-and-
755 Construction-Services-Industry-in-Hong-Kong/hkip/en/1/1X000000/1X003UNV.htm](http://hong-kong-economy-research.hktdc.com/business-news/article/Hong-Kong-Industry-Profiles/Real-Estate-and-Construction-Services-Industry-in-Hong-Kong/hkip/en/1/1X000000/1X003UNV.htm)
756 (accessed 1 October 2018).
- 757 [19] Chief Executive, The Chief Executive's 2018 Policy Address: Striving Ahead
758 Rekindling Hope, 2018. <https://www.policyaddress.gov.hk/2018/eng> (accessed 1 March
759 2019).
- 760 [20] Kangari R., Halpin D., Identification of factors influencing implementation of
761 construction robotics, *Construction Management and Economics*, 8 (1990) 89-104.
762 <http://doi.org/10.1080/014461990000000008>.
- 763 [21] Lim S., Buswell R.A., Le T.T., Austin S.A., Gibb A.G., Thorpe T., Developments in
764 construction-scale additive manufacturing processes, *Automation in Construction*, 21 (2012)
765 262-268. <http://doi.org/10.1016/j.autcon.2011.06.010>.

- 766 [22] Skibniewski M.J., Zavadskas E.K., Technology development in construction: a
767 continuum from distant past into the future, *Journal of Civil Engineering and Management*,
768 19 (2013) 136-147. <http://doi.org/10.3846/13923730.2012.756060>.
- 769 [23] Rider Levett Bucknall (RLB), RLB Construction Cost Update HK Q1 2018, 2018.
770 <https://www.rlb.com/wp-content/uploads/2018/04/1QTR18.pdf> (accessed 30 May 2018).
- 771 [24] Pan, M., Pan, W., 2019. Determinants of adoption of robotics in precast concrete
772 production for buildings. *Journal of Management in Engineering*, 35(5), 05019007.
773 [https://doi.org/10.1061/\(ASCE\)ME.1943-5479.0000706](https://doi.org/10.1061/(ASCE)ME.1943-5479.0000706).
- 774 [25] Environmental Protection Department (EPD), Noise—an overview on noise pollution and
775 control in Hong Kong, 2019. [https://www.epd.gov.hk/epd/english/
776 environmentinhk/noise/noise_maincontent.html](https://www.epd.gov.hk/epd/english/environmentinhk/noise/noise_maincontent.html) (accessed 28 May 2019).
- 777 [26] Agustí-Juan, I., Müller, F., Hack, N., Wangler, T., Habert, G., Potential benefits of
778 digital fabrication for complex structures: Environmental assessment of a robotically
779 fabricated concrete wall, *Journal of Cleaner Production*, 154 (2017) 330-340.
780 <https://doi.org/10.1016/j.jclepro.2017.04.002>
- 781 [27] Blayse A.M., Manley K., Key influences on construction innovation, *Construction
782 Innovation*, 4 (2004), 143-154. <https://doi.org/10.1108/14714170410815060>.
- 783 [28] Yang, Y., Pan, M., Pan, W., 2019. ‘Co-evolution through interaction’ of innovative
784 building technologies: The case of modular integrated construction and robotics. *Automation
785 in Construction*, 107, 102932. <https://doi.org/10.1016/j.autcon.2019.102932>
- 786 [29] Hong Kong Planning Department, Hong Kong 2030+: Towards a Planning Vision and
787 Strategy Transcending 2030, 2016.
788 http://www.hk2030plus.hk/document/2030+Booklet_Eng.pdf (accessed 2 May 2017).
- 789 [30] Chan, D. W., Olawumi, T. O., Ho, A. M., 2019. Perceived benefits of and barriers to
790 Building Information Modelling (BIM) implementation in construction: The case of Hong
791 Kong. *Journal of Building Engineering*, 25, 100764.
792 <https://doi.org/10.1016/j.jobbe.2019.100764>.
- 793 [31] Gabus A., Fontella E., Perceptions of the world problematique: Communication
794 procedure, communicating with those bearing collective responsibility, Battelle Geneva
795 Research Centre, Geneva, Switzerland, 1973.

- 796 [32] Shieh J.I., Wu H.H., Huang K.K., A DEMATEL method in identifying key success
797 factors of hospital service quality, *Knowledge-Based Systems*, 23 (2010) 277-282.
798 <https://doi.org/10.1016/j.knosys.2010.01.013>.
- 799 [33] Wu W.W., Lee Y.T., Developing global managers' competencies using the fuzzy
800 DEMATEL method. *Expert Systems with Applications*, 32 (2007) 499-507.
801 <http://doi.org/10.1016/j.eswa.2005.12.005>.
- 802 [34] Ighravwe, D. E., Oke, S. A., 2019. A multi-criteria decision-making framework for
803 selecting a suitable maintenance strategy for public buildings using sustainability criteria,
804 *Journal of Building Engineering*, 24, 100753. <https://doi.org/10.1016/j.jobe.2019.100753>.
- 805 [35] Zhou X., Shi Y., Deng X., Deng Y., D-DEMATEL: A new method to identify critical
806 success factors in emergency management, *Safety Science*, 91 (2017) 93-104.
807 <http://doi.org/10.1016/j.ssci.2016.06.014>.
- 808 [36] Costa, F., Denis Granja, A., Fregola, A., Picchi, F., and Portioli Staudacher, A., 2019.
809 Understanding Relative Importance of Barriers to Improving the Customer–Supplier
810 Relationship within Construction Supply Chains Using DEMATEL Technique”. *Journal of*
811 *Management in Engineering*, 35(3), 04019002. [http://doi.org/10.1061/\(ASCE\)ME.1943-](http://doi.org/10.1061/(ASCE)ME.1943-)
812 [5479.0000680](http://doi.org/10.1061/(ASCE)ME.1943-5479.0000680).
- 813 [37] Lettner, M., Schöggel, J. P., Stern, T., Factors influencing the market diffusion of bio-
814 based plastics: Results of four comparative scenario analyses. *Journal of Cleaner Production*,
815 157 (2017) 289-298. <https://doi.org/10.1016/j.jclepro.2017.04.077>.
- 816 [38] Zadeh L.A., Fuzzy sets. *Information and control*, 8(3) (1965) 338-353.
817 [http://doi.org/10.1016/S0019-9958\(65\)90241-X](http://doi.org/10.1016/S0019-9958(65)90241-X).
- 818 [39] Chen S.J., Hwang C.L., Fuzzy multiple attribute decision making methods, *Fuzzy*
819 *Multiple Attribute Decision Making*, 1992, pp. 289-486. <http://doi.org/10.1007/978-3-642->
820 [46768-4_5](http://doi.org/10.1007/978-3-642-46768-4_5).
- 821 [40] Opricovic S., Tzeng G.-H., Defuzzification within a multicriteria decision model,
822 *International Journal of Uncertainty, Fuzziness and Knowledge-Based Systems*, 11 (2003)
823 635-652. <http://doi.org/10.1142/S0218488503002387>.
- 824 [41] McMillan, J. H., Schumacher, S., *Research in Education: Evidence-Based Inquiry*,
825 *MyEducationLab Series*, Pearson, 2010.

- 826 [42] Sheskin D.J., Handbook of parametric and nonparametric statistical procedures, third
827 ed., New York, 2003. <http://doi.org/10.1201/9781420036268>.

Journal Pre-proof

Highlights:

- A systems perspective is applied on the future utilisation of construction robots.
- A modified fuzzy DEMATEL method is proposed for influencing factor analysis.
- Eleven key influencing factors are identified to shape the trajectory of construction robots' utilisation.
- Environmental pressures were found to actively drive the utilisation of construction robots.
- Broader, non-technical factors are critical to the future utilisation of construction robots.

Declaration of interests

The authors declare that they have no known competing financial interests or personal relationships that could have appeared to influence the work reported in this paper.

The authors declare the following financial interests/personal relationships which may be considered as potential competing interests:

Journal Pre-proof