



# Non-pharmaceutical interventions to reduce influenza transmission in households: a systematic review and meta-analysis

Jessica Y. Wong<sup>1</sup>, Wey Wen Lim<sup>1</sup>, Justin K. Cheung<sup>1</sup>, Caitriona Murphy<sup>1</sup>, Eunice Y.C. Shiu<sup>1</sup>, Jingyi Xiao<sup>1</sup>, Dongxuan Chen<sup>1,2</sup>, Yanmin Xie<sup>1</sup>, Mingwei Li<sup>1</sup>, Hualei Xin<sup>1</sup>, Michelle Szeto<sup>1</sup>, Sammi Choi<sup>1</sup>, Benjamin J. Cowling<sup>1,2,\*</sup>

<sup>1</sup> World Health Organization Collaborating Centre for Infectious Disease Epidemiology and Control, School of Public Health, Li Ka Shing Faculty of Medicine, The University of Hong Kong, Hong Kong Special Administrative Region, China

<sup>2</sup> Laboratory of Data Discovery for Health Limited, Hong Kong Science and Technology Park, New Territories, Hong Kong Special Administrative Region, China

## ARTICLE INFO

### Article history:

Received 28 July 2024

Revised 2 October 2024

Accepted 1 November 2024

### Keywords:

Influenza

Households

Non-pharmaceutical interventions

## ABSTRACT

**Background:** Influenza pandemic plans often recommend non-pharmaceutical interventions (NPIs) in household settings, including hand hygiene and face masks. We reviewed evidence supporting the recommendations of these measures to prevent the spread of influenza in households.

**Methods:** We performed systematic reviews between 26 May and 30 August 2022 in Medline, PubMed, EMBASE, and CENTRAL to identify evidence for the effectiveness of selected measures recommended by representative national influenza pandemic plans. We prioritized evidence from randomized controlled trials conducted during influenza pandemics and seasonal influenza epidemics. Fixed-effects models were used to estimate the overall effects. Systematic reviews were registered in the OSF registry (<https://osf.io/8kyth>).

**Results:** We selected 9 NPIs for evidence review. We identified 9 randomized controlled trials related to hand hygiene and face masks in household settings. 2 studies reported that measures could delay the introduction of influenza virus infections into households. However, we did not identify evidence from randomized controlled trials that indicated a substantial effect of hand hygiene and face masks in preventing the spread of influenza within households.

**Conclusion:** Limited evidence indicated that within-household measures may likely be effective only when implemented before or as soon as possible after symptom onset in an infected case. Improving the evidence base for NPIs in households and elsewhere is a continuing priority.

**Funding:** World Health Organization and the Strategic Topic Grants Scheme.

© 2024 The Authors. Published by Elsevier Ltd on behalf of International Society for Infectious Diseases. This is an open access article under the CC BY license (<http://creativecommons.org/licenses/by/4.0/>)

## Introduction

The threat posed by the next influenza A pandemic has not diminished in the wake of the COVID-19 pandemic. It is important to adapt influenza pandemic plans in light of experiences from the COVID-19 pandemic. Given the delays in the production of specific vaccines and limited stockpiles of influenza antivirals in many locations, non-pharmaceutical interventions (NPIs)—also referred to as public health and social measures—may continue to provide the first line of defense in the next influenza pandemic, just as they did at the start of the COVID-19 pandemic [1]. Similarly, NPIs have played an important role throughout the COVID-19

pandemic in suppressing the transmission of respiratory pathogens including influenza [2]. When the pandemic ended, the relaxation of NPIs led to discussions about the potential rebound in influenza activity among a population that may be increasingly susceptible to influenza infections due to a lack of exposure to respiratory pathogens throughout the pandemic. Given the difficulty in predicting and selecting appropriate influenza strains for vaccine production during subsequent epidemics in the postpandemic period, NPIs may complement seasonal influenza vaccination schemes as part of the public health response to protect the population from the considerable disease burden associated with seasonal influenza every year.

Influenza virus infections spread mainly through inhalation of infectious respiratory particles that can occur during close contact between individuals, and one of the settings responsible for a considerable fraction of all influenza transmission is households. In

\* Corresponding author.

E-mail address: [bcowling@hku.hk](mailto:bcowling@hku.hk) (B.J. Cowling).

the 2009 influenza A(H1N1)pdm09 pandemic, one study estimated that around one-third of all transmission events occurred in households [3]. NPIs in households could, therefore, make a major contribution to disrupting circulation [4]. We reviewed the scientific evidence supporting NPIs that might be recommended to reduce influenza transmission in households.

## Methods

### Selection of NPIs

We reviewed the websites of national public health organizations from around the world to determine which NPIs might be recommended in households during influenza epidemics or pandemics (Table S1). Two to three countries were selected as a sample from each continent to capture snapshots of country-specific recommendations for NPIs to mitigate the spread of influenza in households. Also, from the WHO guidance document on non-pharmaceutical measures for influenza that was published in 2019 [5], we identified a list of NPIs that could be assessed in evidence reviews. Among the 15 measures included in the guidance document, we only considered measures that were feasible to implement within household settings and excluded measures specific to non-household settings in our review. Face shields was also included from the currently updated version of the same guidance document.

### Search strategy

We then conducted systematic reviews between 26 May and 30 August 2022 to evaluate the effectiveness of these selected measures (i.e., hand hygiene, respiratory etiquette, face masks, face shields, surface and object cleaning, ventilation, humidification, isolation of sick individuals, and physical distancing) on influenza virus transmission in the household setting. These systematic reviews followed the Preferred Reporting Items for Systematic Reviews and Meta-Analyses (PRISMA) guidelines. The protocol was registered in the Open Science Framework (OSF) registry under the registration number <https://osf.io/8kyth>. Four databases (Medline, PubMed, EMBASE, and CENTRAL) were searched for literature in all languages with specific search terms (Table S2).

### Study selection

For each review, two authors screened titles of all papers identified by the search strategy independently. Abstracts for potentially relevant papers and the full texts of manuscripts were assessed for eligibility. We aimed to identify studies of the efficacy of each measure against laboratory-confirmed influenza outcomes in “private” household settings, and defined a private household (denoted as “household” hereafter) as two or more individuals living, not necessarily related, under the same unit with common housekeeping (i.e., providing food for themselves). We prioritized evidence from randomized controlled trials (RCTs) as they provide the highest quality of evidence. We only considered RCTs for measures that have at least one trial identified. For measures with a lack of RCTs with laboratory-confirmed influenza outcomes, we also searched for observational studies on laboratory-confirmed influenza, influenza-like illness (ILI), and respiratory illness outcomes (such as acute respiratory illness or ARI). The high internal validity and prospective collection of data in RCTs often contribute to the high quality of the collected data. On the contrary, quality of data from observational studies may vary by cohort and causal inference in these studies are often affected by confounding and selection biases [6]. If a published systematic review was identified through our search, we updated the review using search terms

used by the review and evaluated literature published after the search date of the previous review. Because the relative importance of modes of influenza transmission might vary in different household settings, studies that were conducted in “institutional” households (such as dormitories for students and homes for the elderly) whose need for shelter and subsistence is being provided by a common authority were excluded.

### Review of country-specific NPI recommendations

We reviewed the websites of national public health organizations from around the world to determine which NPIs might be recommended in households during influenza epidemics or pandemics (Table S1). We compiled a list of countries from those that were included in two different comparative analysis studies [7,8]. Two to three countries were then selected as a sample from each continent based on the accessibility to relevant policy documents through internet sources to capture snapshots of country-specific recommendations for NPIs to mitigate the spread of influenza in households.

### Statistical analysis

Meta-analyses were performed for interventions with a sufficient number of studies (i.e., interventions where at least one RCT study was identified). The efficacy or effectiveness of measures in preventing laboratory-confirmed influenza was measured by risk ratios (RRs). Overall effects were estimated in pooled analyses with fixed-effects models. No overall effect was generated if there was considerable heterogeneity based on an estimated  $I^2$  statistic  $\geq 75\%$ . The Appendix includes additional details of the search strategies (Tables S1 and S2), selection of articles (Figures S1–S9), and summaries of the selected articles (Tables S3 and S4).

## Results

### Systematic review of intervention studies

From the previous and currently updated versions of the WHO guidance document on the recommended non-pharmaceutical measures for influenza [5], we constructed a list of 9 NPIs and conducted systematic reviews to search for evidence that support the effectiveness of these measures in preventing influenza within household settings among current literature (Table 2). We identified a total of 23,001 articles for title and abstract screening across the 9 NPIs and 800 full-text articles were retrieved and reviewed (Figures S1–S9). For hand hygiene, 576 articles were reviewed, 62 full-text articles were screened, and 7 intervention studies were identified for meta-analysis. For face masks, 1,890 articles were reviewed, 151 full-text articles were screened, and 7 intervention studies were identified for the meta-analysis. No intervention studies were identified for the other 7 NPIs. After removing duplicates for studies based on hand hygiene and face masks, 9 unique intervention studies were included in the review (Tables 2, S3–S4).

### Personal protective measures: hand hygiene, respiratory etiquette, face masks, and face shields

We identified seven RCTs, six of which were included in the meta-analysis, to assess the efficacy of hand hygiene against transmission of laboratory-confirmed influenza in household settings with at least one case, with 5,118 participants (Figure 1; Table S3) [9]. The study by Levy et al. [10] was excluded in the meta-analysis because the number of secondary influenza virus infections were reported in terms of number of households instead of number of individuals. An overall pooled effect of hand hygiene

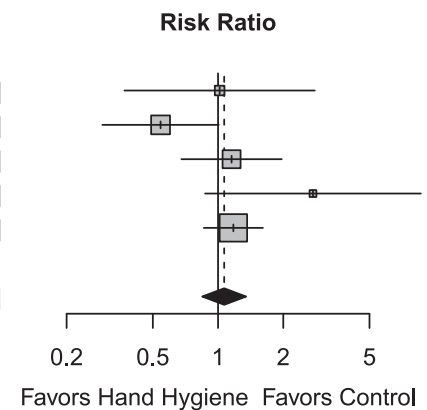
**Hand hygiene only**

Author (Year)	Hand hygiene		Control		Weight	Risk Ratio	95% C.I.
	Events	Total	Events	Total			
Cowling (2008)	5	84	12	205	5.9%	1.02	[0.37; 2.80]
Cowling (2009)	14	257	28	279	22.6%	0.54	[0.29; 1.01]
Larson (2010)	29	946	24	904	20.6%	1.15	[0.68; 1.97]
Ram (2015)	9	96	4	117	3.0%	2.74	[0.87; 8.63]
Simmerman (2011)	66	292	58	302	47.9%	1.18	[0.86; 1.61]

**Fixed effect model**      **1675**      **1807** **100.0%**      **1.07** **[0.85; 1.35]**

Heterogeneity:  $I^2 = 48\%$ ,  $\tau^2 = 0.0807$ ,  $p = 0.11$

Test for overall effect:  $z = 0.55$  ( $p = 0.58$ )

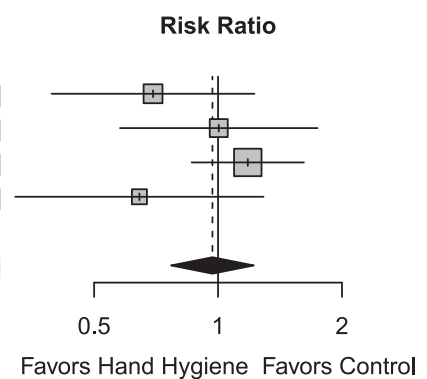
**Hand hygiene with mask**

Author (Year)	Hand hygiene		Control		Weight	Risk Ratio	95% C.I.
	Events	Total	Events	Total			
Cowling (2009)	18	258	28	279	21.5%	0.70	[0.39; 1.23]
Larson (2010)	25	938	24	904	19.5%	1.00	[0.58; 1.74]
Simmerman (2011)	66	291	58	302	45.4%	1.18	[0.86; 1.62]
Suess (2012)	10	67	19	82	13.6%	0.64	[0.32; 1.29]

**Fixed effect model**      **1554**      **1567** **100.0%**      **0.97** **[0.77; 1.22]**

Heterogeneity:  $I^2 = 28\%$ ,  $\tau^2 = 0.0324$ ,  $p = 0.24$

Test for overall effect:  $z = -0.27$  ( $p = 0.79$ )

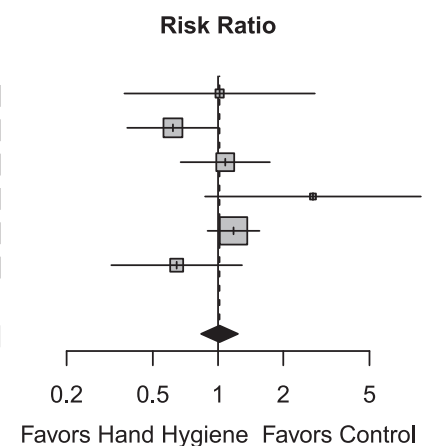
**Hand hygiene with or without mask**

Author (Year)	Hand hygiene		Control		Weight	Risk Ratio	95% C.I.
	Events	Total	Events	Total			
Cowling (2008)	5	84	12	205	4.0%	1.02	[0.37; 2.80]
Cowling (2009)	32	515	28	279	21.0%	0.62	[0.38; 1.01]
Larson (2010)	54	1884	24	904	18.8%	1.08	[0.67; 1.73]
Ram (2015)	9	96	4	117	2.1%	2.74	[0.87; 8.63]
Simmerman (2011)	132	583	58	302	44.2%	1.18	[0.89; 1.55]
Suess (2012)	10	67	19	82	9.9%	0.64	[0.32; 1.29]

**Fixed effect model**      **3229**      **1889** **100.0%**      **1.02** **[0.84; 1.24]**

Heterogeneity:  $I^2 = 49\%$ ,  $\tau^2 = 0.0616$ ,  $p = 0.08$

Test for overall effect:  $z = 0.16$  ( $p = 0.87$ )



**Figure 1.** Meta-analysis of risk ratios for the effect of hand hygiene with or without face mask use on laboratory-confirmed influenza from 6 randomized controlled trials with 5,118 participants. (a) Hand hygiene alone; (b) hand hygiene and face mask; and (c) hand hygiene with or without face mask. Pooled estimates were not generated if there was high heterogeneity ( $I^2 \geq 75\%$ ). Squares indicate risk ratio for each of the included studies, horizontal line indicates 95% CIs, dashed vertical line indicates pooled estimation of risk ratio, and diamond indicates pooled estimation of risk ratio. Diamond width corresponds to the 95% CI. The study by Levy et al. was excluded in the meta-analysis but included in the review as its number of secondary infections are measured in households instead of participants [10].

only, hand hygiene combined with face masks, and hand hygiene with or without face masks was estimated. Results from our meta-analysis on RCTs did not provide evidence to support a protective effect of hand hygiene only against transmission of laboratory-confirmed influenza (RR: 1.07; 95% CI: 0.85–1.35; p-value: 0.58;  $I^2 = 48\%$ ). Although the pooled analysis did not identify a significant effect of hand hygiene on laboratory-confirmed influenza overall, some household transmission studies reported that initiating hand hygiene intervention earlier after symptom onset in the index case might be more effective in preventing secondary cases in the household settings [9].

In our systematic review, we identified seven RCTs that reported estimates of the effectiveness of face masks in reducing laboratory-confirmed influenza virus infections in household settings (Table S4) [9]. Five of these trials investigated the masking of all household members, regardless of symptom presentation, and we were therefore unable to distinguish the potential effects of face masks worn by infected vs uninfected individuals [9]. Despite results not being statistically significant, a trial on face masks reported a lower risk of ILI and laboratory-confirmed influenza infection among those with medical mask use, and similar results were reported in an earlier study. In the pooled analysis, there was no statistically significant reduction in influenza transmission with the use of face masks only (RR: 0.59; 95% CI: 0.32–1.10; p-value: 0.10;  $I^2 = 16\%$ ) (Figure 2). Study designs in the seven household studies were slightly different: one trial provided face masks and P2 respirators for household members only, another trial evaluated the use of face masks as source control for infected individuals only, and the remaining five trials provided face masks for the infected individuals as well as their household members (Table S4) [9]. Only two household studies reported a statistically significant reduction in secondary laboratory-confirmed influenza virus infections, when face masks were worn within 36 hours of symptom onset [9]. Most household studies were underpowered due to small sample sizes, and some studies reported suboptimal adherence in the face mask group.

We did not identify any published intervention studies on the effectiveness of respiratory etiquette and face shields in reducing the risk of laboratory-confirmed influenza in household settings.

#### *Environmental measures: surface and object cleaning, ventilation, and humidification*

We did not identify any published intervention studies that quantified the effectiveness of modifying humidity, surface and object cleaning, or ventilation in reducing influenza transmission in household settings.

#### *Isolation of sick individuals and physical distancing*

We did not identify any published intervention studies on the effectiveness of isolation policies for sick individuals and physical distancing measures in reducing the risk of laboratory-confirmed influenza in household settings.

#### *National public health guidance on NPIs in households*

We reviewed the websites of national public health organizations from 15 countries, specifically: Ghana, Nigeria and South Africa in Africa; China, Singapore, and South Korea in Asia; Germany, Italy, and United Kingdom in Europe; Canada and United States in North America; Australia and New Zealand in Oceania; and Peru and Brazil in South America (Table 1). NPIs that were implemented could be broadly categorized as personal protective measures, environmental measures or other measures which included measures such as hand hygiene, surface disinfection or

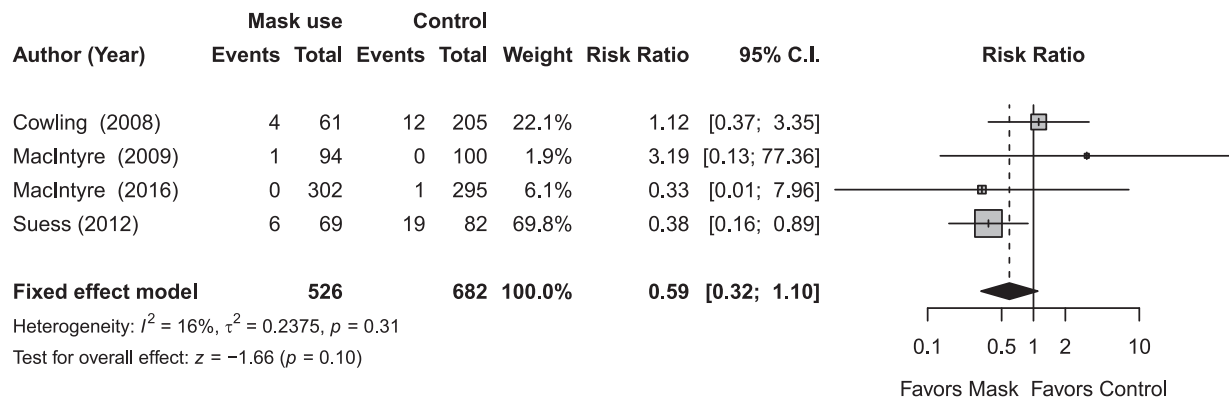
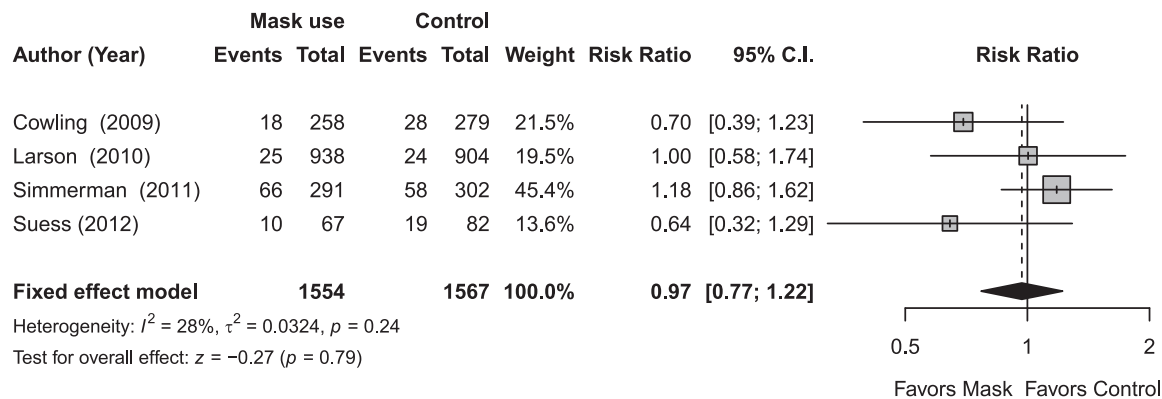
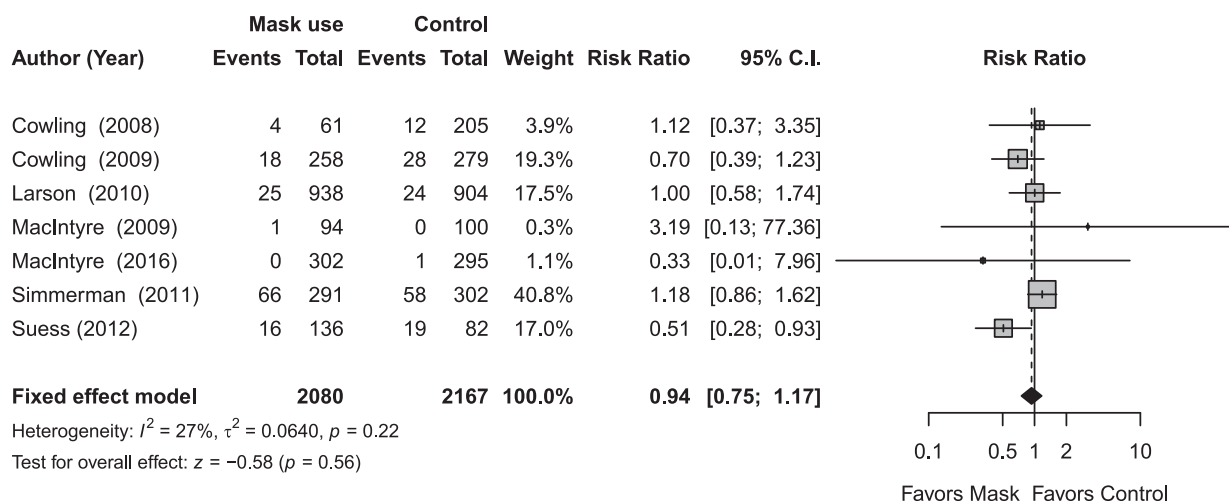
physical distancing respectively. For personal protective measures, all selected countries except Germany recommended hand hygiene and respiratory etiquette in household settings, while around half of the countries (e.g., China, South Korea, and Italy) recommended the use of face masks. None of the sampled countries recommended face shields. Similarly, around half of the countries (e.g., South Africa, China, and Germany) recommended surface and object cleaning or ventilation or both as environmental measures in household settings, and none recommended humidification. Finally, all countries recommended the isolation of sick individuals and physical distancing in household settings during influenza epidemics or pandemics. Comparing country-specific recommendations and the reviewed evidence in our current literature highlighted that recommendations for some measures such as surface and object cleaning were not backed up by evidence, or that the current evidence for measures such as hand hygiene were insufficient to justify the strength of recommendations in the current set of guidelines.

Country-specific recommendations on NPIs during influenza epidemics or pandemics were generally disseminated through national health agency websites in the form of general health information or formal guidelines for influenza (Table S1) [11,12]. Recommendations in four countries were updated after the A(H1N1)pdm09 pandemic [12–14], while recommendations for the other 11 countries were updated during the COVID-19 pandemic (Table S1) [15,16].

## **Discussion**

In this review, we did not find evidence to support a substantial protective effect of personal protective measures, environmental measures, isolation of sick individuals, or physical distancing measures in reducing influenza transmission in household settings. Although these measures have mechanistic plausibility of reducing influenza transmission based on our knowledge of how influenza is transmitted between individuals [17], randomized trials of hand hygiene and face masks in household settings have not demonstrated protection against laboratory-confirmed influenza. There were no RCTs on respiratory etiquette, face shields, modifying humidity, ventilation, isolation policies for sick individuals and physical distancing in household settings.

Prevention and control of respiratory virus infections in households is an important yet relatively underexplored area of research. Among the reviewed measures, we found out that the identified RCTs did not provide sufficient evidence to support the current recommendations for hand hygiene and face masks, and likewise the recommendations for the remaining measures were unjustified given a lack of evidence from the current literature. RCTs for measures where there is no evidence of effectiveness would be valuable in supporting the formulation of recommendations for these interventions. On the other hand, additional RCTs with improved study designs and potentially larger sample sizes would also be valuable in increasing the strength and confidence of the study findings and overcoming some of the limitations in earlier trials such as low adherence to interventions. Guidelines for infection prevention and control of seasonal and pandemic influenza in healthcare settings are well established. During the COVID-19 pandemic, several guidelines on infection control and prevention in households using NPIs were issued by health authorities alongside guidance for self-care and family care. For example, the World Health Organization Q&A webpage on “Home care for families and caregivers” recommends donning medical masks while sharing a space with someone with COVID-19, staying at least 1 meter away from the sick person, and opening windows to bring fresh air into the sick person’s room where possible [4]. Although the feasibility of these measures may depend on living conditions, forward plan-

**Mask only****Mask with hand hygiene****Mask with or without hand hygiene**

**Figure 2.** Meta-analysis of risk ratios for the effect of face mask use with or without hand hygiene on laboratory-confirmed influenza from 7 randomized controlled trials with 4,247 participants. (a) Face mask use alone; (b) face mask and hygiene; and (c) face mask with or without hand hygiene. Pooled estimates were not generated if there was high heterogeneity ( $I^2 \geq 75\%$ ). Squares indicate risk ratio for each of the included studies, horizontal line indicates 95% CIs, dashed vertical line indicates pooled estimation of risk ratio, and diamond indicates pooled estimation of risk ratio. Diamond width corresponds to the 95% CI.



**Table 1**  
Recommendations of household-related non-pharmaceutical interventions in different countries.

Continent	Country	Personal protective measures				Environmental measures			Other measures	
		Hand hygiene	Respiratory etiquette	Face masks	Face shields	Surface and object cleaning	Ventilation	Humidification	Isolation of sick individuals	Physical distancing
Africa	Ghana [14]	✓	✓						✓	✓
	Nigeria [12]	✓	✓						✓	✓
	South Africa [22]	✓	✓	✓		✓			✓	✓
Asia	China [23]	✓	✓	✓		✓	✓		✓	✓
	Singapore [11]	✓	✓						✓	✓
	South Korea [24]	✓	✓	✓					✓	✓
Europe	Germany [25]			✓			✓		✓	✓
	Italy [26]	✓	✓	✓					✓	✓
	United Kingdom [27]	✓	✓						✓	✓
North America	Canada [15]	✓	✓			✓			✓	✓
	United States [16]	✓	✓	✓		✓	✓		✓	✓
Oceania	Australia [13]	✓	✓			✓			✓	✓
	New Zealand [28]	✓	✓				✓		✓	✓
South America	Brazil [29]	✓	✓	✓					✓	✓
	Peru [30]	✓	✓	✓		✓			✓	✓

**Table 2**  
Summary of literature searches for systematic review on non-pharmaceutical interventions in household settings for influenza.

Type of measures	No. of studies identified	Main findings
Hand hygiene	7	The evidence from the RCTs suggested that hand hygiene intervention only did not exert substantial effects on influenza household transmission. However, implementing hand hygiene and face mask at early symptom onset of index patients is effective in reducing secondary transmission of viruses.
Respiratory etiquette	0	No study examining the effectiveness of respiratory etiquette on influenza transmission in household settings was found.
Face masks	7	The evidence from the RCTs suggested that wearing face masks had an effect on reducing influenza household transmission when it was implemented before or at early symptom onset of index patients.
Face shields	0	No study examining the effectiveness of face shields on influenza transmission in household settings was found.
Surface and object cleaning	0	No study examining the effectiveness of surface and object cleaning on influenza transmission in household settings was found.
Ventilation	0	No study examining the effectiveness of ventilation on influenza transmission in household settings was found.
Humidification	0	No study examining the effectiveness of humidification on influenza household transmission was found.
Isolation of sick individuals	0	No study examining the effectiveness of isolation of sick individuals on influenza household transmission was found.
Physical distancing	0	No study examining the effectiveness of physical distancing on influenza household transmission was found.

RCT: randomized controlled trial.

ning for the possibility of having a household member who is sick with an infectious disease is prudent even in inter pandemic periods.

Among household settings, hand hygiene, face masks, respiratory etiquette, surface and object cleaning and ventilation are feasible and effective NPIs to implement during an influenza epidemic or pandemic. With hand hygiene and face masks as recommended hygiene practices to limit the spread of respiratory virus infections within the household, the effectiveness of such measures could be enhanced through public health campaigns that boost compliance. Similarly, respiratory etiquette should be highly feasible in household settings, and an improvement in compliance has been demonstrated among school children after piloting an educational intervention in one study in elementary schools [18]. It should also be feasible to implement surface and object cleaning in the household due to the low cost of implementation and accessibility of common household cleaning agents. Given the potential for aerosol transmission of respiratory viruses including influenza, improving ventilation should be considered except perhaps for households in areas with poor outdoor air quality or when this would substantially increase heating costs. When household members are sick, it should often be feasible to isolate those sick individuals and increase physical distancing, for example by avoiding spending time in the same rooms or eating separately with them [19], although it

may be more challenging in households with crowded living conditions.

Despite a lack of intervention studies on measures other than face masks and hand hygiene, we identified an observational study on the association between indoor humidity and influenza transmission, suggesting a potential role of humidification in controlling transmission of influenza [20] although there are also potential harms of humidification which would need to be considered, such as increasing mold. Other studies suggested that surface and object cleaning using common household agents, indoor ventilation and voluntary self-isolation were effective measures in reducing influenza transmission by inactivating influenza viruses in the environment or decreasing the transmission risk. Similar results were also identified in an observational study by Gcreatorex et al. which supports the effectiveness of common household cleaning agents in inactivating the influenza A(H1N1) virus. The potential role of ventilation in reducing the occurrence of respiratory outcomes was highlighted by Admasie et al. when they observed that poorly ventilated households were associated with a 4.32 times higher risk of acute respiratory infection (ARI). Another retrospective cohort study found that daily use of chlorine or ethanol-based disinfectant was effective (OR: 0.23; 95% CI: 0.07–0.84) in reducing COVID-19 household transmission, and similarly for face mask use (OR: 0.21; 95% CI: 0.06–0.79) and surface disinfection when the

measures were implemented before symptom onset of the primary case [19]. The disinfection of surfaces also has an established impact on prevention of other infectious diseases such as gastrointestinal diseases. Other than surface and object cleaning, ventilation and indoor humidification, results from mathematical modelling studies conducted by Zhang et al. and Kucharski et al. highlighted the potential role of self-isolation in reducing influenza and COVID-19 transmission respectively within households.

When devising strategies to reduce influenza transmission in households, it is important to understand the basic transmission dynamics of influenza virus infections. In the next pandemic, important information on transmission dynamics of the novel strain could be provided by timely First Few Hundred studies [21] and household transmission studies. If the transmission dynamics of the new pandemic strain are similar to that of H1N1pdm09 and current interpandemic strains, we can note the following four properties. First, infectiousness is thought to peak at around the same time as when symptoms appear. Second, infectiousness likely declines rapidly within a few days after peak based on viral culture data despite viral RNA continuing to be detectable by PCR typically for more than a week. Third, only a fraction of influenza virus infections result in fever, and while fever and cough may be a relatively more specific syndrome for influenza, it is not particularly sensitive in the general community as contrasted with its higher sensitivity in individuals who seek medical attention with respiratory symptoms. Fourth, the role of asymptomatic and presymptomatic transmission has been controversial but recent reports from South Africa and Hong Kong indicate that these may comprise a substantial fraction of all influenza transmission, with asymptomatic and presymptomatic transmission also playing an important role in COVID-19 transmission. This fundamental knowledge of infectiousness profiles would imply that early intervention is essential to reduce transmission, and early intervention should not be limited to individuals with a fever and cough but could be triggered by other less specific symptoms. Rapid antigen tests done in the household could help to distinguish influenza from other viral infections and might even be considered for use in exposed individuals to identify influenza virus infection before any symptoms appear. With respect to evidence gaps, other than limited evidence from the current literature to support the existing recommendations in national guidelines, another key evidence gap that we identified was the timeliness of intervention implementation, i.e., how early within the disease progression timeline should the intervention be implemented to maximize its effectiveness. In our review, we observed that this deciding factor has only been explored in a few of the reviewed studies. Despite acknowledging the benefit of early intervention in reducing influenza transmission, this limits our understanding on timeliness of intervention implementation. To address this evidence gap, future RCTs should also investigate the effect of timeliness of implementation of interventions on influenza associated outcomes, preferably laboratory-confirmed influenza.

There are a number of limitations to our review. First, in our analysis of the effectiveness of face masks and hand hygiene we did not review observational data as a higher level of evidence from randomized controlled trials were available. Other studies have reviewed observational data and concluded that these two measures likely have small to moderate effects on transmission. Second, we focused on measures to prevent the spread of influenza within the household in this review. There is limited evidence on the degree of reductions in transmission in households when personal protective measures (e.g., wearing face masks plus frequent hand hygiene) are used in combination with other measures like isolation of sick household members. The effectiveness of different cleaning products at different concentrations in deactivating or eliminating influenza virus in household environments remains

unclear. Third, increased influenza activity is associated with cold temperatures, low indoor humidity and rainy seasons. Further investigation could clarify the effectiveness of NPIs by different seasonal patterns (such as indoor crowding during colder months). Finally, we observed low to moderate levels of heterogeneity in our meta-analyses of hand hygiene and face masks (Figures 1 and 2). We could determine whether these differences were artefactual or real, perhaps related to differences in the adherence of measures in various populations or the time delay between symptom onset of an infected case and the implementation of a measure. Further work could attempt to identify additional factors that explain this heterogeneity, for example, by exploring very different estimates of effectiveness of measures based on the same population during similar time periods or conducting subgroup analyses by the time delay between symptom onset and measure implementation.

Improved evidence is needed on all of the measures included in our review. Given the effect sizes in our meta-analysis of hand hygiene and face masks (Figures 1 and 2), any future RCTs of these interventions in households would likely need to be very large to be adequately powered to detect a relative reduction in the risk of infection of approximately 10%. To avoid contamination of interventions, cluster randomized trials, in which each household is randomized to receive either the intervention or control, could be used to assess the effect of the intervention in reducing the transmission of influenza in households [9]. A promising area for randomized trials or cluster-randomized trials in the household setting is the effect of physical distancing on influenza transmission, either by alternating within-home isolation strategies or comparing the feasibility and effectiveness of physical distancing in housing areas with different population densities. Surveys about the feasibility of each measure in local contexts are also important to inform national-level recommendations on home care and/or voluntary self-isolation or quarantine.

In conclusion, although our study found limited evidence to support a substantial protective effect of personal protective measures, environmental measures, isolation of sick persons or physical distancing measures in controlling influenza transmission in the household setting, these measures have mechanistic plausibility based on our knowledge of person-to-person transmission of influenza [17]. Future investigations on transmission dynamics of influenza would be helpful in preparing guidelines and evidence-based recommendations for household transmission in the next pandemic. It would also be beneficial to include non-RCT studies in future reviews to allow for a more comprehensive evidence base of the non-pharmaceutical interventions for influenza. Although our review focused on NPIs to be used during influenza pandemics, these results could also be applicable to intense seasonal influenza epidemics.

## Declarations of competing interest

B.J.C. has consulted for AstraZeneca, Fosun Pharma, Glaxo-SmithKline, Haleon, Moderna, Novavax, Pfizer, Roche, and Sanofi Pasteur. All other authors report no potential conflicts of interest.

## Data sharing statement

The data that support the findings of this study are available upon request.

## Funding

This project was supported by a grant from the World Health Organization, and by the Strategic Topic Grants Scheme (Project No. *STG4/M-701/23-N*) of the Research Grants Council of the Hong Kong Special Administrative Region, China.

## Acknowledgments

The authors thank Julie Au for administrative support.

## Author contributions

All authors meet the ICMJE criteria for authorship. The study was conceived by BJC and JYW. JYW and JKC analyzed the data. JYW wrote the first draft of the manuscript. All authors provided critical review and revision of the text and approved the final version.

## Supplementary materials

Supplementary material associated with this article can be found, in the online version, at doi:10.1016/j.ijid.2024.107291.

## References

- [1] Lai S, Ruktanonchai NW, Zhou L, Prosper O, Luo W, Floyd JR, et al. Effect of non-pharmaceutical interventions to contain COVID-19 in China. *Nature* 2020;**585**(7825):410–13.
- [2] MacIntyre CR, Chughtai AA. A rapid systematic review of the efficacy of face masks and respirators against coronaviruses and other respiratory transmissible viruses for the community, healthcare workers and sick patients. *Int J Nurs Stud* 2020;**108**:103629.
- [3] Ghani A, Baguelin M, Griffin J, Flasche S, van Hoek AJ, Cauchemez S, et al. The early transmission dynamics of H1N1pdm influenza in the United Kingdom. *PLoS Curr* 2009;**1**:RRN1130.
- [4] World Health Organization *Coronavirus disease (COVID-19): home care for families and caregivers*. Geneva: WHO; 2024.
- [5] World Health Organization *Non-pharmaceutical public health measures for mitigating the risk and impact of epidemic and pandemic influenza*. Geneva: WHO; 2019.
- [6] Gale RP, Zhang MJ, Lazarus HM. The role of randomized controlled trials, registries, observational databases in evaluating new interventions. *Best Pract Res Clin Haematol* 2023;**36**(4):101523.
- [7] Jasanoff S, Hilgartner S, Hurlbut BJ, Özgöde O, Rayzberg M. Comparative covid response: crisis, knowledge, politics 2021. [https://compcore.cornell.edu/wp-content/uploads/2021/03/Comparative-Covid-Response\\_Crisis-Knowledge-Politics\\_Interim-Report.pdf](https://compcore.cornell.edu/wp-content/uploads/2021/03/Comparative-Covid-Response_Crisis-Knowledge-Politics_Interim-Report.pdf) accessed 27 September 2024.
- [8] Wang D, Mao Z. A comparative study of public health and social measures of COVID-19 advocated in different countries. *Health Policy* 2021;**125**(8):957–71.
- [9] Cowling BJ, Chan KH, Fang VJ, Cheng CK, Fung RO, Wai W, et al. Facemasks and hand hygiene to prevent influenza transmission in households: a cluster randomized trial. *Ann Intern Med* 2009;**151**(7):437–46.
- [10] Levy JW, Sunartatiwong P, Simmerman JM, Jarman RG, Johnson K, Olsen SJ, et al. Increased hand washing reduces influenza virus surface contamination in Bangkok households, 2009–2010. *Influenza Other Respir Viruses* 2014;**8**(1):13–16.
- [11] Ministry of Health *Influenza*. Singapore: Ministry of Health; 2024.
- [12] Nigeria Centre for Disease Control and Prevention *Nigeria National Pandemic Influenza Preparedness and Response Plan*. Nigeria: Nigeria Centre for Disease Control and Prevention; 2024.
- [13] Communicable Diseases Network Australia *Seasonal influenza infection CDNA national guidelines for public health units*. Australia: Communicable Diseases Network Australia; 2024.
- [14] Ghana Food and Drugs Authority. Frequently asked questions on the H1N1 influenza virus; 2024 <https://www.fdaghana.gov.gh/img/reports/H1N1%20FAQs.pdf>. [accessed 5 April 2024].
- [15] Public Health Agency of Canada *Flu (influenza): prevention and risks*. Canada: Public Health Agency of Canada; 2024.
- [16] Centers for Disease Control and Prevention *Preventive actions to help protect against flu*. United States of America: Centers for Disease Control and Prevention; 2024.
- [17] Leung NHL, Chu DKW, Shiu EYC, Chan KH, McDevitt JJ, Hau BJP, et al. Respiratory virus shedding in exhaled breath and efficacy of face masks. *Nat Med* 2020;**26**(5):676–80.
- [18] Sultana F, Nizame FA, Southern DL, Unicomb L, Winch PJ, Luby SP. Pilot of an elementary school cough etiquette intervention: acceptability, feasibility, and potential for sustainability. *Am J Trop Med Hyg* 2017;**97**(6):1876–85.
- [19] Wang Y, Tian H, Zhang L, Zhang M, Guo D, Wu W, et al. Reduction of secondary transmission of SARS-CoV-2 in households by face mask use, disinfection and social distancing: a cohort study in Beijing, China. *BMJ Glob Health* 2020;**5**(5):e002794.
- [20] Petrie JG, Ohmit SE, Cowling BJ, Johnson E, Cross RT, Malosh RE, et al. Influenza transmission in a cohort of households with children: 2010–2011. *PLoS One* 2013;**8**(9):e75339.
- [21] Marcato AJ, Black AJ, Walker CR, Morris D, Meagher N, Price DJ, et al. Learnings from the Australian first few X household transmission project for COVID-19. *Lancet Reg Health West Pac* 2022;**28**:100573.
- [22] National Institute for Communicable Diseases *Influenza: NICD recommendations for the diagnosis, management, prevention and public health response*. South Africa: National Institute for Communicable Diseases; 2023.
- [23] Chinese Center for Disease Control and Prevention *Learn about influenza A*. China: Chinese Center for Disease Control and Prevention; 2023.
- [24] Korea Disease Control and Prevention Agency *To prevent influenza for me and everyone!*. South Korea: Korea Disease Control and Prevention Agency; 2020.
- [25] Robert Koch Institut *How can I protect myself and others from respiratory virus infections?*. Germany: Robert Koch Institut; 2023.
- [26] Ministry of Health *Prevention and control of influenza: recommendations for season 2023–2024*. Italy: Ministry of Health; 2024.
- [27] National Health Service *Flu*. United Kingdom: National Health Service; 2023.
- [28] Health New Zealand | Te Whatu Ora *Flu (influenza)*. New Zealand: Health New Zealand | Te Whatu Ora; 2024.
- [29] Ministry of Health *Management guide and treatment of influenza*. Brazil: Ministry of Health; 2023.
- [30] Ministry of Health *What is influenza?*. Peru: Ministry of Health; 2024.