

Interdiffusion contributions in optimized surface-acoustic-wave quantum-well modulators

Wallace CH Choy, E Herbert Li*, and Bernard L Weiss

School of Electronic Engineering, Information Technology, and Mathematics
University of Surrey, Guildford, Surrey GU2 5XH, UK

*Department of Electrical and Electronic Engineering,
University of Hong Kong, Pokfulam Road, Hong Kong
Tel: +852 2859-7091 ; Fax: +852 2559-8738 ; email: ehli@ee.hku.hk

Surface acoustic waves (SAWs) which propagate at the surface of a material modify the optical properties of the material. The modification can be expressed in terms of the elasto-optic and piezo-electric effects. The latter effect is generated in piezo-electric materials, such as III-V semiconductors. These effects can be used to fabricate acousto-optic devices, such as modulators, beam deflectors and correlators, using the interaction of the SAW with the semiconductor structure for signal processing applications [1]. SAW technology provides the possibility of a two-dimensional array of modulators for opto-electronic integration [2].

Quantum well (QW) intermixing is very useful in modifying the QW active region of optical devices [3]. Intermixing, which is also known as interdiffusion, occurs across the well-barrier interface to modify the subband structure and the transition energies when the sample is annealed. Consequently, interdiffusion provides the advantages of post growth modification of the operating wavelength (λ_{op}) and the optical properties of QW devices [3]. Here, the advantages of both SAW technology and interdiffusion are used to develop high electro-absorption change SAW modulators.

Due to the piezo-electric effect, the SAW induces both a potential and an electric field in the QW structure which reduces non-uniformly with depth [4]. The induced potential modifies the MQW structure and thus its optical properties. A more uniform change of each QW in the MQW structure can be obtained by increasing the SAW wavelength (λ_{SAW}). However, the change of the QW properties with the induced potential reduces when λ_{SAW} increases, i.e. there is a tradeoff between the uniformity and the strength of the variation of the QW properties.

In this paper, a theoretical study of an electro-absorption AlGaAs/GaAs DFQW modulator using SAW QW interactions is optimized so that it makes use of both the steeper potential at the device surface for modulation and a long λ_{SAW} and a low power SAW. Therefore, the fabrication of the interdigital transducer, which is used to launch the SAW, can be simplified and the device can be realized more easily. The non-uniform feature of the SAW induced potential is also taken into account in optimizing the device structure. Interdiffusion is then introduced into the QW stack to modify the modulation performance so that λ_{op} and the optical properties of the optimized structure can be further modified.

A schematic diagram of the waveguide type modulator is shown in Fig. 1. The structure, starting from GaAs substrate, is a thick AlAs cladding layer, a stack of AlGaAs/GaAs QWs which acts as the active region of the modulator and an $Al_{0.5}Ga_{0.48}As$ top cladding layer. The SAW interdigital transducer is deposited at one side of the device structure to launch the SAW. The growth direction of the QWs is $\langle 100 \rangle$ and the SAW propagates along the $\langle 110 \rangle$ direction. The incident light propagates normal to the propagation direction of the SAW and the QW growth direction is shown in Fig. 1.

In order to investigate the modulation performance of the device, the propagation of SAW is modeled. After calculating the subband structure of the diffused QW (DFQW) structure taking into account the effects of SAW, the optical properties, including absorption coefficient and refractive index and their changes due to the SAW effects, are determined. The modulation efficiency of an incident optical field depends on the guiding properties in the QW active region so that Maxwell's equation are solved. Consequently, the optical guided mode, the change of effective refractive index and change of the effective absorption coefficient taking into account the optical confinement are obtained for the determination of the modulation characteristics.

By optimizing the previous five period $Al_{0.3}Ga_{0.7}As/GaAs$ QW structure [4] with well width (L_z) = 100Å to the $Al_{0.2}Ga_{0.8}As/GaAs$ QW structure with $L_z = 120Å$. The SAW induced potential is more uniform, therefore, the absorption coefficient spectra of the five QW under the SAW perturbation merge, see Fig.2(a), in comparison to that of the $x=0.3$ QW structure, see Fig. 2(b). Consequently, to operate as an electro-absorption SAW modulator, all the five QWs of the optimized $Al_{0.2}Ga_{0.8}As/GaAs$ QW structure contribute to a higher $\Delta\alpha_{eff}$ to $1027cm^{-1}$ at $\lambda_{op} = 0.8675\mu m$ from the $x=0.3$ QW structure of $428cm^{-1}$ at $\lambda_{op} = 0.864\mu m$.

By diffusing the five period $\text{Al}_{0.2}\text{Ga}_{0.8}\text{As}/\text{GaAs}$ QW structure with $L_d = 0.5\text{nm}$, the $\Delta\alpha_{\text{eff}}$ can be further enhanced to 1163cm^{-1} and λ_{op} can be finely tuned to $0.865\mu\text{m}$ where L_d is the diffusion length indicated the extent of interdiffusion [3]. The absorption spectra are shown in Fig.3. It is worth noting that, using the $x=0.2$ QW structure, SAW wavelength and SAW power can be increased to $10\mu\text{m}$ (from $2\mu\text{m}$ in the $x=0.3$ case) and reduced to 5mW (from 10mW) respectively. Therefore, the fabrication of an interdigital transducer for generating the SAW can be simplified. As a conclusion, for the development of a SAW absorption modulator, the DFQW can provide a better modulation performance.

Reference

[1] A. Van Der Lugt (ed.): Special section on acousto-signal processing. Proc. IEEE, vol. 69, pp.48-118, 1981.
 [2] F. C. Jain, K. K. Bhattacharjee, and T. W. Grudkowski, Ultrasonic Symposium, pp. 592-536, 1991.
 [3] E. H. Li, "Interdiffusions in quantum well and superlattices," Series on optoelectronic properties of semiconductors and superlattices (published by Gordon & Breach in 1998).
 [4] W. C. H. Choy, E. H. Li, and B. L. Weiss, J. Appl. Phys., vol. 83, pp. 858-866, 1998.

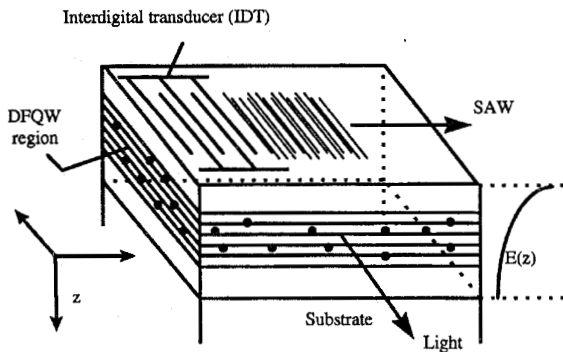


Fig.1

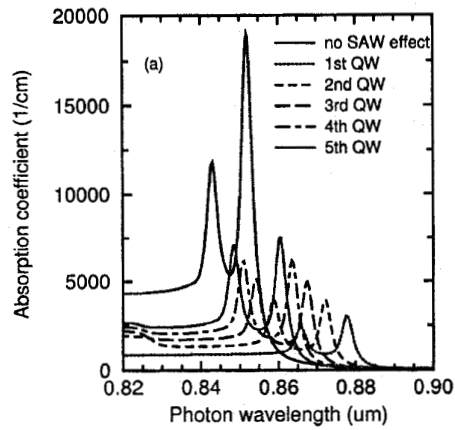


Fig.2b

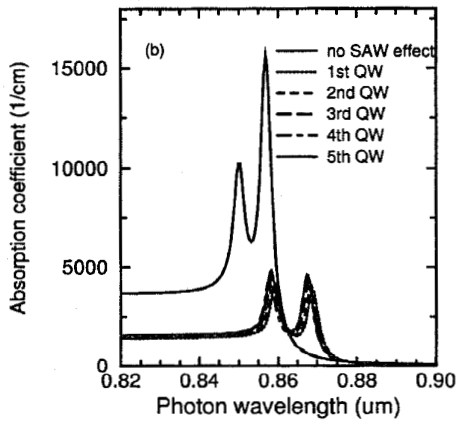


Fig.2a

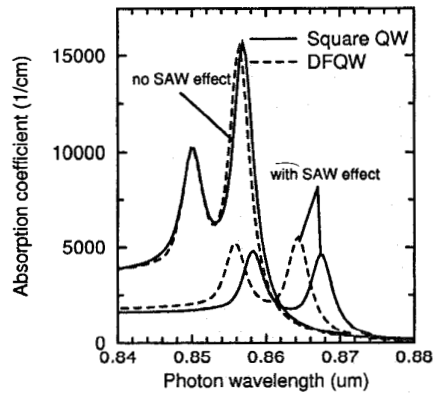


Fig.3

Fig. 1 Schematic diagram of the QW SAW absorption modulator.
 Fig. 2 TE mode absorption spectra of each QW in the the five QW structure: (a) five period $\text{Al}_{0.3}\text{Ga}_{0.7}\text{As}/\text{GaAs}$ $100\text{\AA}/100\text{\AA}$ QW structure and (b) five period $\text{Al}_{0.2}\text{Ga}_{0.8}\text{As}/\text{GaAs}$ $120\text{\AA}/120\text{\AA}$ QW structure.
 Fig. 3 TE mode absorption spectra of the optimized QWs structure. Solid and dot lines denote the as-grown without and with SAW effect respectively.